

Custom Indicator - Color Stochastic










Common

Inputs

Colors

Levels

Visualization

Variable	Value
 note4	0=sma, 1=ema, 2=smma, 3=lwma
 MAMethod	3
 note5	0=high/low, 1=close/close
 PriceField	1
 note6	overbought level
 overBought	85
 note7	oversold level

OK

Cancel

Reset