

■ DAILY MARKET INTELLIGENCE

Planetary Harmonic *Research Report*

XAUUSD/FX

Thursday, April 9, 2026

4729.15

CURRENT PRICE

18

S/R LEVELS

8

STRONG LEVELS

● Near Support

"The future is but a repetition of the past."

— W.D. GANN

EXECUTIVE SUMMARY

XAUUSD/FX — Planetary S/R Analysis

Geocentric planetary longitude harmonics converted to price levels using a price unit of 10 \$/°

4729.15 Price	8 Resistance	10 Support	8 Strong	3 Featured
------------------	-----------------	---------------	-------------	---------------

▲ Nearest Resistance

4791.40

♅ Uranus * • +1.32% • Taurus 29.1°

▼ Nearest Support

4724.60

♿ Mercury △ • -0.10% • Pisces 22.5°

RESISTANCE LEVELS

▲ Above 4729.15

6 nearest levels. Strong aspects (♁ □ ♀) carry highest weight.

PLANET	PRICE LEVEL	DISTANCE	ASPECT	POSITION	CONG .
♅ Uranus	4791.40	+1.32%	● * Sextile	Taurus 29.1°	4d
♂ Mars	4796.80	+1.43%	● △ Trine	Pisces 29.7°	4d
♆ Neptune	4825.20	+2.03%	● △ Trine	Aries 2.5°	3d
♇ Pluto	4853.40	+2.63%	● ♁ Opposition	Aquarius 5.3°	2d
♄ Saturn	4865.80	+2.89%	● △ Trine	Aries 6.6°	
♀ Venus★	4919.60	+4.03%	● □ Square	Taurus 12.0°	

Key Resistance Cluster

♄ 4865.80 △

♀ 4919.60 □

SUPPORT LEVELS

▼ Below 4729.15

6 nearest levels sorted by proximity.

PLANET	PRICE LEVEL	DISTANCE	ASPECT	POSITION	CONG .
☿ Mercury	4724.60	-0.10%	● △ Trine	Pisces 22.5°	4d
☼ Sun	4695.50	-0.71%	● □ Square	Aries 19.6°	6d
♃ Jupiter★	4664.30	-1.37%	● ☿ Conjunction	Cancer 16.4°	7d
♀ Venus★	4619.60	-2.32%	● * Sextile	Taurus 12.0°	6d
♄ Saturn	4565.80	-3.45%	● □ Square	Aries 6.6°	5d
♆ Neptune	4525.20	-4.31%	● □ Square	Aries 2.5°	2d

Key Support Cluster

☼ 4695.50 □

♃ 4664.30 ☿

♀ 4619.60 *

♄ 4565.80 □

— TODAY'S PLANETARY ASPECTS

Active Inter-Planetary Aspects

Current geometric relationships between planets. Tight orbs (<2°) indicate stronger influence on market dynamics.

PLANET 1	ASPECT	PLANET 2	ANGLE	ORB	NATURE
♂ Mars	Sextile	♅ Uranus	60°	0.5° EXACT	♦ harmonious
♄ Saturn	Sextile	♇ Pluto	60°	1.2°	♦ harmonious
☾ Moon	Trine	♀ Venus	120°	1.3°	♦ harmonious
♆ Neptune	Sextile	♇ Pluto	60°	2.8°	♦ harmonious
♂ Mars	Conjunction	♆ Neptune	0°	2.8°	● neutral
☉ Sun	Square	♃ Jupiter	90°	3.1°	⚡ tense
♅ Uranus	Sextile	♆ Neptune	60°	3.4°	♦ harmonious
♄ Saturn	Conjunction	♆ Neptune	0°	4.1°	● neutral
☾ Moon	Square	♄ Saturn	90°	4.1°	⚡ tense
♀ Venus	Sextile	♃ Jupiter	60°	4.5°	♦ harmonious

⚡ 4 Tense

♦ 9 Harmonious

● 1 Exact

— UPCOMING ASTROLOGICAL EVENTS

Next 14 Days Forecast

Key planetary events including aspects, lunar phases, retrogrades, and ingresses.

DATE	EVENT	IMPACT	TYPE
Apr 9	Mars-Uranus Sextile	High	aspect
Apr 10	Mars enters Aries	Low	ingress
Apr 13	Mars-Neptune Conjunction	High	aspect
Apr 13	Venus-Jupiter Sextile	High	aspect
Apr 14	Mercury-Uranus Sextile	High	aspect
Apr 15	Moon crosses 0° Declination (northward)	High	declination

— CURRENT PLANETARY POSITIONS

Geocentric Ephemeris

Positions calculated at noon UTC on Thursday, April 9, 2026.

PLANET	ZODIAC	LONGITUDE	MOTION	LEVELS
♅ Uranus	Taurus 29.1°	59.14°	Direct	2
♂ Mars	Pisces 29.7°	359.68°	Direct	2
♆ Neptune	Aries 2.5°	2.52°	Direct	2
♇ Pluto	Aquarius 5.3°	305.34°	Direct	1
♄ Saturn	Aries 6.6°	6.58°	Direct	3
♀ Venus ★ Featured	Taurus 12.0°	41.96°	Direct	2
☉ Sun	Aries 19.6°	19.55°	Direct	3
☿ Mercury	Pisces 22.5°	352.46°	Direct	2
♃ Jupiter ★ Featured	Cancer 16.4°	106.43°	Direct	1

— METHODOLOGY

GPL Price Conversion









The Gann Planetary Line (GPL) converts planetary ecliptic longitude into price using harmonic angles.

```
// GPL Price Conversion Formula
Price Level = (Planet° + Aspect°) × Price Unit × N
// Where N = cycle number (1, 2, 3...) and Price Unit = 10 $/°

// SQ9 Formula (Square of Nine)
Level = (√(Price ÷ PU) ± increment)² × PU
```

— ASPECT REFERENCE GUIDE

Harmonic Angles & Strength

 Conjunction 0° ● Strong	 Sextile 60° ● Weak	 Square 90° ● Strong	 Trine 120° ● Moderate
 Opposition 180° ● Strong	 Trine (Rev) 240° ● Moderate	 Square (Rev) 270° ● Strong	 Sextile (Rev) 300° ● Weak

“When price and time are equal, a change in trend is inevitable.”

— W.D. GANN, *THE TUNNEL THRU THE AIR*

Disclaimer

This report is generated for educational and research purposes only. Planetary harmonic analysis is based on W.D. Gann's methodology and does not constitute financial advice. Past correlations do not guarantee future results. Always use proper risk management. The information contained herein is proprietary to GannChart AI.



