

■ DAILY MARKET INTELLIGENCE

Planetary Harmonic *Research Report*

XAUUSD/FX

Wednesday, April 8, 2026

4778.49

CURRENT PRICE

35

S/R LEVELS

18

STRONG LEVELS

● Near Support

"The future is but a repetition of the past."

— W.D. GANN

— EXECUTIVE SUMMARY

XAUUSD/FX — Planetary S/R Analysis

Geocentric planetary longitude harmonics converted to price levels using a price unit of 10 \$/°

4778.49 Price	15 Resistance	20 Support	18 Strong	9 Featured
------------------	------------------	---------------	--------------	---------------

▲ Nearest Resistance

4789.00

♂ Mars Δ • +0.22% • Pisces 28.9°

▼ Nearest Support

4775.20

R:Ψ R:Neptune Δ • -0.07% • Aries 2.5°

RESISTANCE LEVELS

▲ Above 4778.49

6 nearest levels. Strong aspects (♁ □ ♃) carry highest weight.

PLANET	PRICE LEVEL	DISTANCE	ASPECT	POSITION	CONG.
♂ Mars	4789.00	+0.22%	● △ Trine	Pisces 28.9°	4d
R:♂ R:Mars	4811.00	+0.68%	● △ Trine	Pisces 28.9°	3d
♆ Neptune	4824.80	+0.97%	● △ Trine	Aries 2.5°	3d
♇ Pluto	4853.20	+1.56%	● ♃ Opposition	Aquarius 5.3°	2d
♄ Saturn	4864.60	+1.80%	● △ Trine	Aries 6.5°	2d
R:☿ R:Mercury	4887.30	+2.28%	● △ Trine	Pisces 21.3°	2d

Key Resistance Cluster

♄ 4864.60 △

♀ 4907.40 □

R:♃ 4936.60 △R

R:♀ 4992.60 ♃

SUPPORT LEVELS

▼ Below 4778.49

6 nearest levels sorted by proximity.

PLANET	PRICE LEVEL	DISTANCE	ASPECT	POSITION	CONG.
R:♆ R:Neptune	4775.20	-0.07%	● △ Trine	Aries 2.5°	4d
R:♇ R:Pluto	4746.80	-0.66%	● * Sextile	Aquarius 5.3°	4d
R:♄ R:Saturn	4735.40	-0.90%	● △ Trine	Aries 6.5°	4d
☿ Mercury	4712.70	-1.38%	● △ Trine	Pisces 21.3°	3d
☼ Sun	4685.70	-1.94%	● □ Square	Aries 18.6°	7d
♃ Jupiter★	4663.40	-2.41%	● ♁ Conjunction	Cancer 16.3°	7d

Key Support Cluster

R:♄ 4735.40 △

☼ 4685.70 □

♃ 4663.40 ♁

♀ 4607.40 *

TODAY'S PLANETARY ASPECTS

Active Inter-Planetary Aspects

Current geometric relationships between planets. Tight orbs (<2°) indicate stronger influence on market dynamics.

PLANET 1	ASPECT	PLANET 2	ANGLE	ORB	NATURE
☾ Moon	Square	♂ Mars	90°	0.1° EXACT	⚡ tense
♂ Mars	Sextile	♅ Uranus	60°	0.2° EXACT	♦ harmonious
♄ Saturn	Sextile	♇ Pluto	60°	1.1°	♦ harmonious
☉ Sun	Square	♃ Jupiter	90°	2.2°	⚡ tense
♆ Neptune	Sextile	♇ Pluto	60°	2.8°	♦ harmonious
♅ Uranus	Sextile	♆ Neptune	60°	3.4°	♦ harmonious
♂ Mars	Conjunction	♆ Neptune	0°	3.6°	● neutral
☾ Moon	Square	♆ Neptune	90°	3.6°	⚡ tense
♄ Saturn	Conjunction	♆ Neptune	0°	4.0°	● neutral
☿ Mercury	Trine	♃ Jupiter	120°	4.9°	♦ harmonious

⚡ 4 Tense

♦ 7 Harmonious

● 2 Exact

UPCOMING ASTROLOGICAL EVENTS

Next 14 Days Forecast

Key planetary events including aspects, lunar phases, retrogrades, and ingresses.

DATE	EVENT	IMPACT	TYPE
Apr 8	Mars-Uranus Sextile	High	aspect
Apr 10	Mars enters Aries	Low	ingress
Apr 13	Mars-Neptune Conjunction	High	aspect
Apr 13	Venus-Jupiter Sextile	High	aspect
Apr 14	Mercury-Uranus Sextile	High	aspect
Apr 15	Moon crosses 0° Declination (northward)	High	declination

— CURRENT PLANETARY POSITIONS

Geocentric Ephemeris

Positions calculated at noon UTC on Wednesday, April 8, 2026.

PLANET	ZODIAC	LONGITUDE	MOTION	LEVELS
♂ Mars	Pisces 28.9°	358.90°	Direct	2
R:♂ R:Mars	Pisces 28.9°	1.10°	Direct	2
♃ Neptune	Aries 2.5°	2.48°	Direct	2
♇ Pluto	Aquarius 5.3°	305.32°	Direct	1
♄ Saturn	Aries 6.5°	6.46°	Direct	2
R:♿ R:Mercury	Pisces 21.3°	8.73°	Direct	2
♀ Venus ★ Featured	Taurus 10.7°	40.74°	Direct	3
R:♃ R:Jupiter ★ Featured	Cancer 16.3°	253.66°	Direct	3
☉ Sun	Aries 18.6°	18.57°	Direct	3
R:♀ R:Venus ★ Featured	Taurus 10.7°	319.26°	Direct	2
R:♇ R:Pluto	Aquarius 5.3°	54.68°	Direct	2
♅ Uranus	Taurus 29.1°	59.10°	Direct	1
R:☉ R:Sun	Aries 18.6°	341.43°	Direct	3
R:♃ R:Neptune	Aries 2.5°	357.52°	Direct	2
R:♄ R:Saturn	Aries 6.5°	353.54°	Direct	2
♿ Mercury	Pisces 21.3°	351.27°	Direct	2
♃ Jupiter ★ Featured	Cancer 16.3°	106.34°	Direct	1

— METHODOLOGY

GPL Price Conversion









The Gann Planetary Line (GPL) converts planetary ecliptic longitude into price using harmonic angles.

```
// GPL Price Conversion Formula
Price Level = (Planet° + Aspect°) × Price Unit × N
// Where N = cycle number (1, 2, 3...) and Price Unit = 10 $/°

// SQ9 Formula (Square of Nine)
Level = (√(Price ÷ PU) ± increment)² × PU
```

— ASPECT REFERENCE GUIDE

Harmonic Angles & Strength

 Conjunction 0° ● Strong	 Sextile 60° ● Weak	 Square 90° ● Strong	 Trine 120° ● Moderate
 Opposition 180° ● Strong	 Trine (Rev) 240° ● Moderate	 Square (Rev) 270° ● Strong	 Sextile (Rev) 300° ● Weak

“When price and time are equal, a change in trend is inevitable.”

— W.D. GANN, *THE TUNNEL THRU THE AIR*

Disclaimer

This report is generated for educational and research purposes only. Planetary harmonic analysis is based on W.D. Gann's methodology and does not constitute financial advice. Past correlations do not guarantee future results. Always use proper risk management. The information contained herein is proprietary to GannChart AI.



