



ULUKA ULTRA

Institutional-Grade AI Trading System

CLIENT EA — USER MANUAL










Complete Setup, Configuration & Feature Reference

Version 17.2 | February 2026 | For Licensed Users Only



01 OVERVIEW — WHAT IS THE CLIENT EA?

Uluka Ultra Client EA is a standalone Expert Advisor designed for traders who want to run Uluka's intelligence engine on their own account independently — without access to the Master EA. It delivers the same AI analysis, risk management, session filtering, and DNA fingerprint learning, but operates as a personal trading engine with no Telegram hoots delivery to public channels.

 AI Trend Sensor <i>Multi-layer AI confirms every trade before entry</i>	 SMC Strategy Engine <i>BOS, CHoCH, FVG & Order Block detection</i>	 Guardian Angel <i>24/7 emergency monitor — closes all trades on breach</i>
 DNA Fingerprint <i>Self-learning system adapts to your trading history</i>	 Prop Firm Mode <i>Compliant presets for FTMO, MFF, TopStep & more</i>	 EOD Reports <i>Automated end-of-day P&L summary to your Telegram</i>
 Health Score <i>Real-time account health display (0-100)</i>	 Growth Governor <i>Auto risk scaling as your account grows</i>	 Uluka Ultra <i>Your all-in-one personal trade assistant</i>




Client vs Master — Key Differences

Feature	Client EA	Master EA
AI Trading Engine	Yes	Yes
DNA Fingerprint	Yes	Yes
Health Score	Yes	Yes
Session Filter	Yes	Yes
News Guard	Yes	Yes
Telegram Hoots to channels	No	Yes (Premium + Free)
Prop Firm Mode	Yes	Yes
EOD Report to personal chat	Yes (optional)	Yes
Capital Growth Governor	Yes	Yes
Guardian Angel	Yes	Yes
Multi-symbol support	Multi-chart	Multi-chart



02 SYSTEM REQUIREMENTS

Parameter	Default	Description
Platform	MetaTrader 5	MT4 is not supported
Licence Key	Unique per account	Provided on activation. Binds to your MT5 account number.
Recommended VPS	Windows VPS	24/7 uptime recommended for consistent performance
Internet	Stable broadband	Required for licence validation and cloud sync
Allowed URLs	Server URLs	Add your Server URL to MT5 > Options > Expert Advisors

 **NOTE:** The Client EA has Daily Reporting Feature, if you enter your Personal_Chat ID, you will receive a daily EOD summary report directly to your Telegram account.



03 INSTALLATION GUIDE

1

Place the Client EA File

Copy **Uluka Ultra Client.ex5** to: MQL5/Experts/ Advisor/ folder. And restart

2

Add Server URLs to Allowed URLs

In MT5: Tools > Options > Expert Advisors. Add all 3 Server URLs (*listed below*) to the Allowed URLs list. Enable 'Allow WebRequest for listed URLs'.

<https://script.google.com>
<https://script.googleusercontent.com>
<https://api.telegram.org>

3

Attach to Chart

Open your preferred chart. Drag the Client EA from the Navigator panel onto the chart. In the dialog that opens, enable 'Allow Algo Trading'.

4


Enter Licence Key & Settings

In EA Inputs: paste your Licence Key, set Magic Number to a unique value, and optionally enter your Personal Chat ID for EOD reports. Click OK.

5

Verify Connection

The EA will validate your licence key against the Uluka server. On success you will see 'Authorised Successfully' in the Experts tab and the dashboard panel will appear.

 **TIP:** If you see 'Licence Invalid', double-check that your Licence Key has no leading/trailing spaces and that your MT5 account number matches the one registered with Uluka Ultra.

While enter licence key in setting tab make sure to check “allow Algo Trading” box in common tab



04 CONFIGURATION REFERENCE

Core Settings

Parameter	Default	Description
Magic Number	123025	Unique identifier for EA trades. Must match across all charts.
Licence Key	YOUR KEY HERE	Your personal licence key. Provided on activation.
Test Bypass	false	Set true for backtesting only. Must be false in live trading.
Stealth Mode	true	Hides SL/TP from broker view. Uses virtual internal levels.

Risk Management

Parameter	Default	Description
Risk Per Trade %	0.5	Risk per trade as a % of account balance. Recommended: 0.5-1.0%.
Max Daily Loss %	5.0	Max daily loss %. EA halts trading for the rest of the day if hit.
Max Floating Loss %	3.0	Max floating (open) drawdown %. Closes all trades if breached.
Max Open Trades	5	Maximum simultaneous open positions per symbol.
Profit Ratio	4.5	Take Profit level as % of account balance distance.
Risk Ratio	1.5	Stop Loss level. Risk:Reward = Risk_Ratio : Profit_Ratio.
Licensed Equity Tier Cap	500.0	Your licensed equity tier cap (\$). Must match your subscription tier.
Hard Risk Shield	500.0	Emergency floor. EA will not trade if equity drops below this.
Minimum Lot Size	0.01	Smallest allowed lot size. Set to match broker minimum.



⚠ WARNING: Never set Daily_Loss_Limit above 5% on prop firm accounts. The EA will automatically enforce firm limits when Prop Firm Mode is active, but manual overrides are your responsibility.

⚡ Trade Execution

Parameter	Default	Description
Max Spread	40	Maximum allowed spread in points. Trades are blocked above this.
Max Slippage	3	Maximum slippage in points before order is rejected.
Max Retries on Failure	3	Number of retry attempts on order failure before giving up.




05 STRATEGY & AI ENGINE

Strategy Modes

Parameter	Default	Description
ULUKA_Vision	Default	Standard mode. Uses Speed & Strength inputs for hoot sensitivity.
ULUKA_Farsight	Secondary	More conservative. Uses fixed parameters (Speed=24, Strength=0.9). Best for volatile sessions.

🧠 Strategy & AI Parameters

Parameter	Default	Description
Strategy_Switch	ULUKA_Vision	Select between Vision (dynamic) and Farsight (conservative).
Speed	45	Hoot sensitivity period. Higher = slower shoots, fewer trades.
Strength	1.7	Hoot strength threshold. Higher = only stronger setups.
Uluka AI Trend Filter	true	Enables the Uluka AI Trend Filter. Adds confirmation layer.
Enable SMC Strategies	true	Enables Smart Money Concept: BOS, CHoCH, FVG, Order Blocks.
Only trade with HTF trend bias	true	Only trades in the direction of higher timeframe trend.
Min. Confidence Score	65	Minimum confidence % required to execute a trade (0-100).

 **TIP:** Increase Min. Confidence Score to 75-80 during high volatility periods (major news weeks, FOMC, NFP). This filters out lower-quality setups automatically.

🧬 AI DNA Fingerprint




The DNA Fingerprint is a self-learning module that records every trade — strategy used, session, market regime, and outcome. Over time it builds a personal performance profile for your account and adjusts behaviour accordingly.

Parameter	Default	Description
Enable AI Self Learning	true	Master switch for the AI DNA learning system.
Reduce risk in bad sessions	true	Automatically reduces risk % in historically bad session/regime combos.
Block historically losing combos	true	Blocks entries in strategy+session+regime combos with poor track record.
Add DNA bonus to confidence score	true	Adds a DNA performance bonus to the Confidence Score for proven setups.



06 POSITION MANAGEMENT

Parameter	Default	Description
Enable Break-Even Automation	true	Automatically moves SL to entry price once profit target is reached.
Break-Even trigger	50	Profit in points required to trigger Break-Even move.
Enable SL Auto-shift	true	Enables dynamic ATR-based trailing stop (SL Auto-Shift).
SL Auto-shift Multiplier	1.5	ATR multiplier for trailing distance. Higher = wider trail.
SL Auto-shift Starts	75	Profit in points required before ATR trailing activates.
Enable Partial Close	false	Enable partial position close at TP1 and TP2.
TP1 at X distance	1.5	TP1 target = 1.5 x SL distance. Closes 50% of position.
TP2 at X distance	3.0	TP2 target = 3.0 x SL distance. Closes 30% of position.
Cooldown after loss	30	Waiting period after a loss before new entry on same symbol.

 **TIP:** For prop firm challenges, enable `Enable_Partial_Close` and set `TP1_RR_Ratio` to 1.5. This locks in profit early and protects your daily drawdown limit while the remainder of the trade runs to TP3.




07 SESSION & NEWS FILTERS

News Guard

Parameter	Default	Description
Enable News Guard	true	Master switch. When ON, EA blocks trading around news events.
Block High Impact News	true	Block trades during high-impact news (NFP, CPI, FOMC etc).
Block Medium Impact News	false	Also block medium-impact news. Recommended: false for more trades.
Mins Before News	30	How many minutes before news events stop new trades.
Mins After News	30	How many minutes after the news event before trading resumes.

Session Engine

Parameter	Default	Description
Enable Session Filter	true	Master switch for session-based trading restrictions.
Allow Asian Session	false	Allow trading during Asian session. Off by default (lower liquidity).
Allow London Session	true	Allow trading during London session (recommended ON).
Allow New York Session	true	Allow trading during New York session (recommended ON).
Allow London+NY Overlap	true	Allow London+NY overlap — highest liquidity window of the day.

 **TIP:** The London-NY Overlap (13:00–17:00 UTC) is statistically the best session for Gold and major Forex pairs. Keep Trade_Overlap_Session = true at all times.



08 PROP FIRM MODE

Prop Firm Mode automatically configures the EA's risk parameters to comply with your specific funded account rules. When a firm is selected, the EA will override your manual risk settings to stay within firm limits.

Parameter	Default	Description
Select Prop Firm	PROP_NONE	Select your prop firm. PROP_NONE = disabled (live/personal account).
Auto-override risk to firm limits	true	Auto-adjusts RISK_Per_Trade_Percent to firm-safe levels.
Auto-override DD limits to firm rules	true	Auto-adjusts Daily_Loss_Limit to match firm drawdown rules.
Block trading at 80% of limits	true	Halts trading when 80% of daily drawdown limit is reached.

Supported Prop Firms

The EA includes built-in presets for the following firms. Select the matching option in Prop_Firm_Mode:

- PROP_FTMO — FTMO Challenge & Verification
- PROP_MFF — My Forex Funds
- PROP_NONE — Disabled (personal/live account)

⚠ WARNING: Always verify your firm's current rules before running a challenge. Prop firm rules change periodically. The EA presets are based on the most recent publicly available rules at release date.



09 CAPITAL GROWTH GOVERNOR

Parameter	Default	Description
Enable Auto Risk Scaling	True	Auto Scale your risk and position size as your account grows

10 GUARDIAN ANGEL & HEALTH SCORE

Guardian Angel

Guardian Angel is a 24/7 background monitor that watches your account equity in real time. If the drawdown hits your emergency threshold it immediately closes ALL open trades, locks the EA, and sends a Telegram alert to your personal chat.

Parameter	Default	Description
Enable Guardian Angel	true	Master switch for the 24/7 emergency monitor.
Emergency DD % (close all + alert)	8.0	Emergency drawdown % that triggers full account protection.

⚠️ WARNING: Set Emergency DD % (close all + alert) to at least 1% above your prop firm's max daily drawdown. For example, if your firm allows 5% daily DD, set this to 6% as a safety backstop.



Account Health Score

The Health Score (0-100) is displayed on the chart dashboard and included in every Telegram hoot. It is calculated from win rate, consecutive losses, daily P&L, floating drawdown, and session performance.

- 90-100
- 70-89
- 50-69
- Below 50

11 CAPITAL GROWTH GOVERNOR

Parameter	Default	Description
Enable Cloud Sync & Reporting	True	For Daily EOD Reporting on Telegram












12 ON-SCREEN ALERTS


Parameter	Default	Description
Enable Pop-up Alerts	True	For Daily EOD Reporting on Telegram
Alert Cooldown (seconds)	300	Gap between next Alert



05 ON-CHART DASHBOARD

The Client EA displays a live dashboard on the top-left of the chart, updated every tick. It shows the essential status of the EA and your account.

-  ULUKA ULTRA CLIENT
-  CLIENT: [Name]
-  Account Number
-  AI Status
-  Health Score
-  Session
-  Regime
-  Symbol
-  Trades Today
-  Daily P&L
-  Licence


 **NOTE:** The dashboard does not affect trading. If you need to hide it, set Show OnScreen Alerts = false in the EA inputs. The EA will continue trading normally without the panel.



06 DAILY EOD REPORT

If you enter your Personal_Chat_ID in the EA settings, you will receive an automated End-of-Day (EOD) report each evening directly to your Telegram. The report includes:

- Total trades executed today
- Number of wins and losses
- Daily P&L in \$
- All-time cumulative P&L
- Current account health score
- Active market regime
- Licence expiry date

 **TIP:** To find your Telegram Chat ID: open Telegram and message @userinfobot. It will reply with your numeric user ID (e.g. 1085844653). Paste this number into the Personal_Chat_ID field.



07 TROUBLESHOOTING & FAQ

Licence says 'Invalid' on startup

Verify the Licence Key is entered correctly with no extra spaces. Check that your MT5 account number is the one that was registered. Ensure your Server URL is added to MT5 Allowed URLs.

EA is live but not entering trades

Check the Experts tab in MT5 for messages. Common causes: confidence score below `Min_Confidence_Score` threshold, spread exceeding `MaxSpread`, News Guard blocking entries, or `Daily_Loss_Limit` already hit for today.

I am not receiving EOD reports on Telegram

Ensure your `Personal_Chat_ID` is entered correctly. Verify your Telegram chat ID by messaging [@userinfobot](#). The EOD report is sent at the end of trading day — it will not send if no trades were executed.

The EA stopped trading mid-day


The `Daily_Loss_Limit` has likely been reached. The EA automatically halts when the daily loss % threshold is hit. It will resume trading the following day automatically. Check the Experts tab for confirmation.

What does REGIME_CHAOTIC mean?

The AI has detected an unstable, unpredictable market condition. The Client EA will avoid new entries during CHAOTIC regime to protect your account. This is normal during major news events or low-liquidity periods.

Can I run the Client EA on multiple charts?

Yes. You can attach the Client EA to multiple charts (different symbols) using the same Licence Key. Use the same Magic Number across all charts. Each chart trades independently for its own symbol.

 **TIP:** For support, contact [@UlukaOwlbot](#) on Telegram or reach the owner at [@WiseOwlUluka](#). Please include your MT5 account number and screenshots of the Experts tab when requesting help.



Happy Trading | Team Uluka 👍

Note: - All Products, plans and services offered by ULUKA are strictly for learning purposes only and not to be treated as financial advice.

Financial Markets are subject to high risk, consult a professional financial advisor before making any investments.

ULUKA ULTRA © 2026 | Institutional AI Trading | All Rights Reserved
This document is confidential and intended for prospective and current clients only.