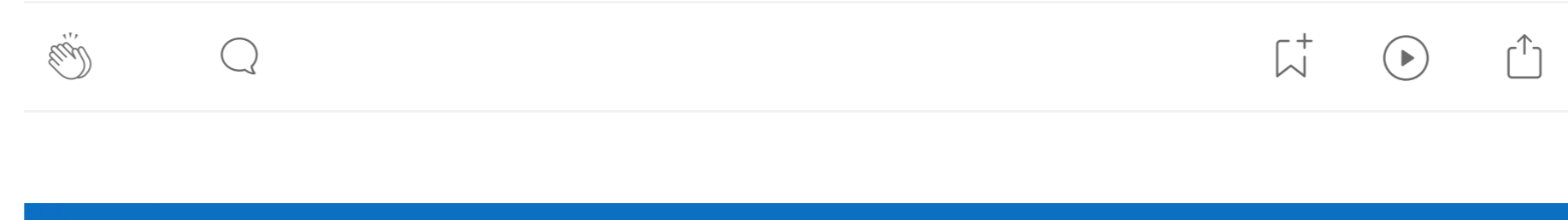


# Triangular Moving Average

TradersAI · Follow  
2 min read · Oct 26, 2023



## Unveiling the Triangular Moving Average in Trading

### Introduction

In the realm of trading, mastering various technical indicators is crucial for informed decision-making. Among these tools, the Triangular Moving Average (TMA) stands out as an invaluable resource. In this article, we will explain the concept of TMA in straightforward formal language, making it accessible to traders at all levels of expertise.

### The Distinctiveness of TMA

The Triangular Moving Average, often known as the TMA, distinguishes itself through its unique calculation method. Unlike traditional moving averages that treat all data points equally, the TMA gives more weight to recent data. This unique approach enhances its ability to filter market noise and provide a clearer trend signal.

### How TMA Works

The Triangular Moving Average employs a triangular weighting function to calculate the average. It assigns the greatest weight to the most recent data point, decreasing gradually as you move backward in time. This results in a smoother and more responsive moving average, effectively capturing the underlying trend.

### The Formula

To compute the Triangular Moving Average, you can use the following formula:

$$TMA = [(n/2) * \text{Sum of Prices}] / [(n * (n + 1)) / 2]$$

Here, 'n' represents the number of periods you wish to include in your calculation. Typically, traders use 14 periods, but this is adjustable based on individual trading strategies and preferences.


### Advantages of TMA

- 1. Reduced Noise:** TMA excels at filtering out short-term market fluctuations, offering a clearer view of long-term trends.
- 2. Quick Response:** Due to its emphasis on recent data, TMA provides rapid responses to changing market conditions.
- 3. Smoothed Trend Lines:** The triangular weighting function ensures that the TMA generates smoother trend lines, making trend identification more straightforward.
- 4. Pattern Recognition:** Traders often use TMA crossovers to identify potential buy or sell signals, enhancing their trading strategies.

### Conclusion

In conclusion, the Triangular Moving Average is a powerful tool in the arsenal of traders seeking a reliable indicator for trend analysis. Its unique triangular weighting method sets it apart from traditional moving averages, providing clearer signals and a smoother trend line. Whether you're a novice or an experienced trader, incorporating the Triangular Moving Average into your trading toolkit can enhance your ability to make informed decisions and improve overall trading performance.

Trading Newsletter United States Trading Ideas Trading System



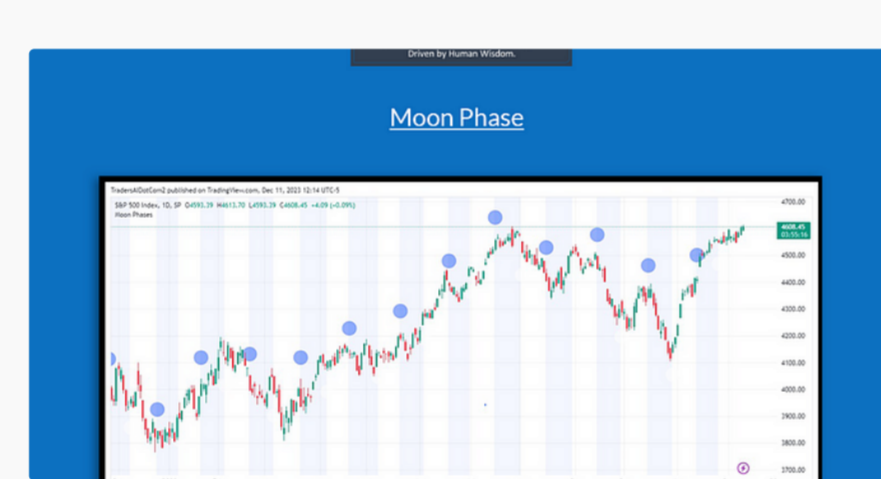
Written by TradersAI

Follow

19 Followers

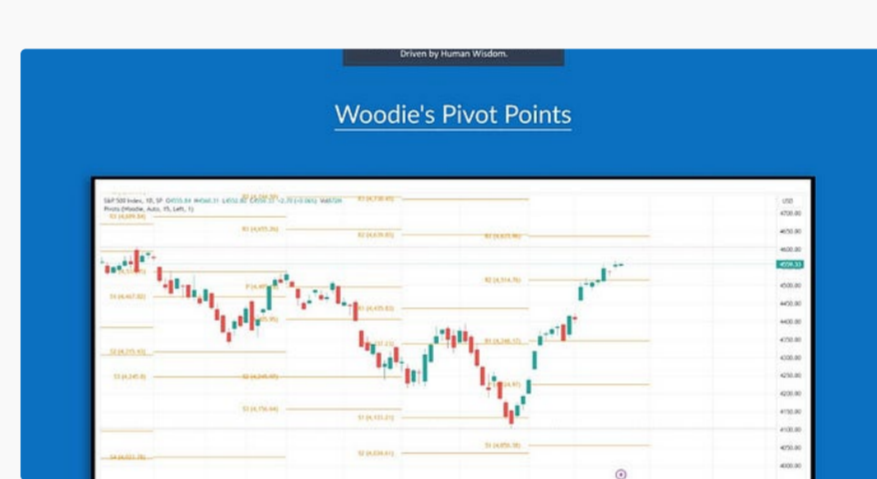
TradersAI.com - Actionable Daily Trading Plans based on Proprietary AI-Powered Strategies. Proven Track Record for 1200+ trading days - since Dec. 2018!

### More from TradersAI



TradersAI  
**Unveiling the Power of the Moon Phase Indicator in Trading**  
Introduction: Understanding the Moon Phase Indicator

Dec 27, 2023



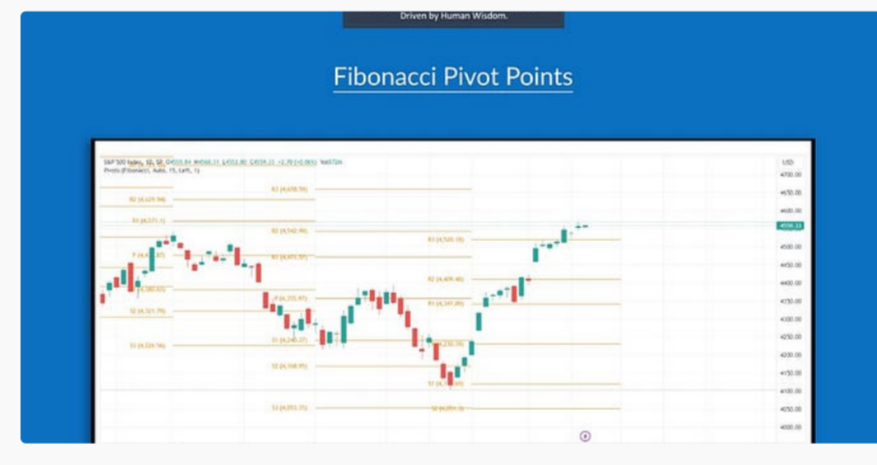
TradersAI  
**Understanding Woodie's Pivot Points in Trading**  
Introduction

Dec 12, 2023



TradersAI  
**Understanding the SMI Ergodic Indicator: A Powerful Tool in...**  
Introduction

Dec 26, 2023




TradersAI  
**Unraveling the Power of Fibonacci Pivot Points in Trading**  
Introduction

Dec 12, 2023

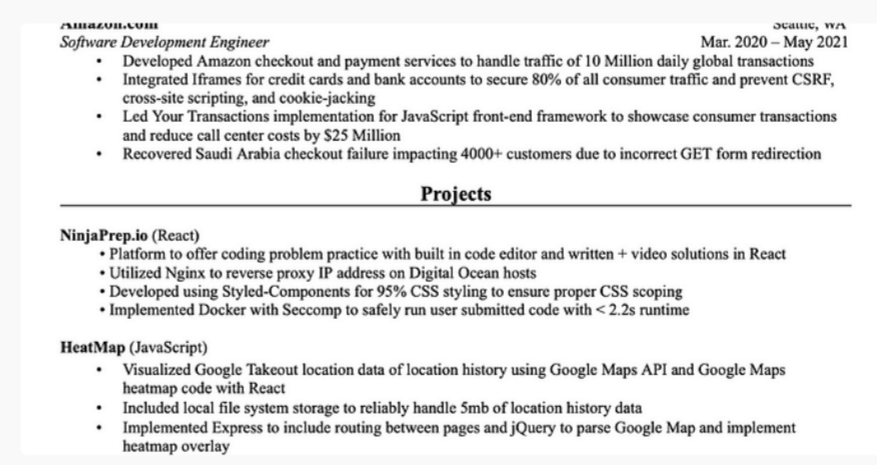
See all from TradersAI

## Recommended from Medium



Alexzap  
**Using Hidden Markov Models (HMMs) for Volatility Classificatio...**  
Easy-to-adapt use cases of the Gaussian HMMs in the financial markets...

6d ago · 164 · 3



Alexander Nguyen in Level Up Coding  
**The resume that got a software engineer a \$300,000 job at Google.**  
1-page. Well-formatted.

Jun 1 · 22K · 439

### Lists

MODERN MARKETING  
188 stories · 851 saves

Medium's Huge List of Publications Accepting...  
334 stories · 3572 saves

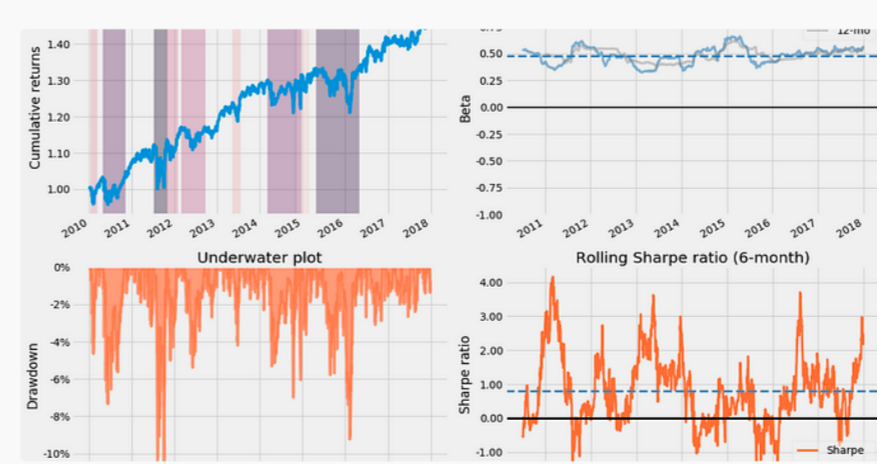
Productivity  
242 stories · 565 saves

Staff Picks  
737 stories · 1322 saves



Henrique Centieiro & Bee ... in Limitless Invest...  
**358% Return per Trade: I Created an Indicator That Will Change Yo...**  
It Consistently Beats the Market & You Can Access It for Free

Sep 9 · 1.3K · 30



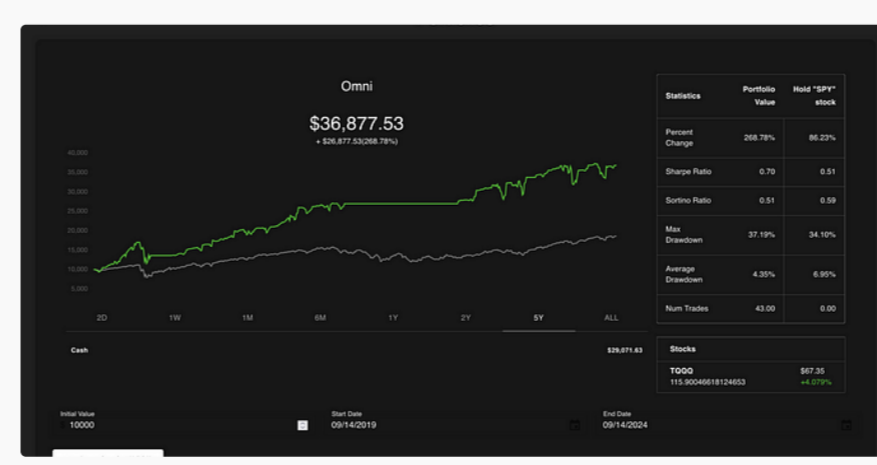
Jermaine Matthew  
**Algorithmic Trading and Financial Backtesting with Zipline and...**  
Exploring Visualization, Risk Metrics, and Performance Reversion in Algorithmic...

5d ago · 1



Filippos Tzimopoulos in Python in Plain English  
**I compared 6 methods to identify the trend of the stock market.**  
Unlock the secrets to mastering stock market trends with six powerful methods—backed...

Sep 6 · 106 · 2



Austin Starks in DataDrivenInvestor  
**I used OpenAI's o1 model to develop a trading strategy. It is...**  
It literally took one try. I was shocked.

Sep 15 · 1.7K · 55

See more recommendations