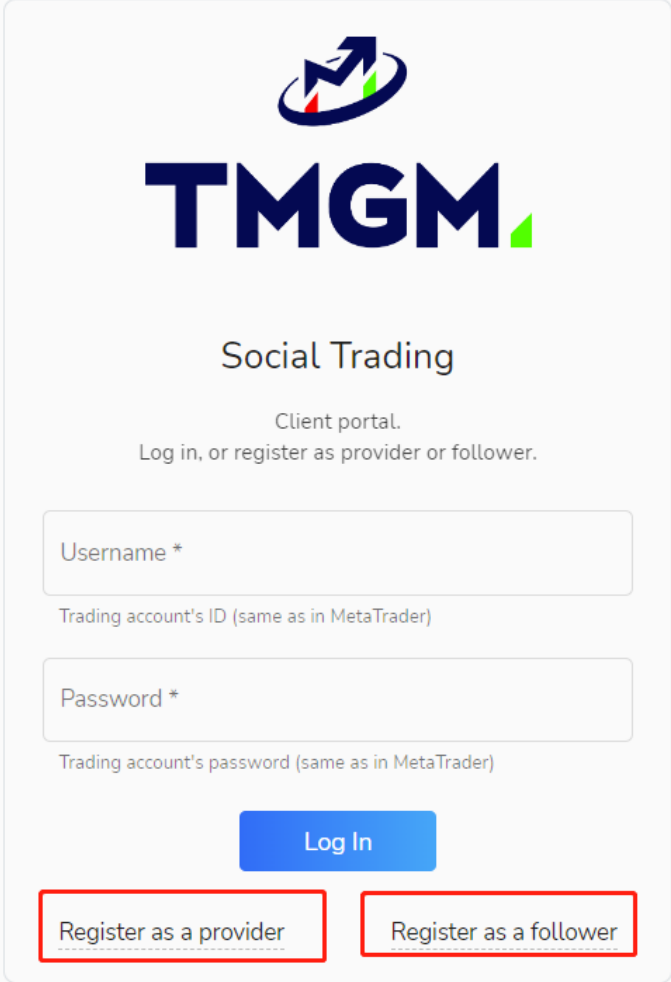


TMGM Signal Trading User Manual

1. Client Registration	2
2. Provider	3
2.1 Register as a provider.....	3
2.2 Provider Account Settings	4
3. Follower	11
3.1 Follower Registration	11
3.2 Creating Subscriptions for Registered Clients	12
3.3 Managing Subscription Activity	13
3.4 Subscription Settings.....	15
4. Account Archiving.....	20
5. Fees	21
6. Account Homepage and History.....	23
6.1 For Followers:	23
6.2 For Providers:.....	27

1. Client Registration

- Every client participating in TMGM Signal Trading **can use their own MT4 account and password login** without needing to register, and later choose to become a provider or follower within the portal.
- If the client has not registered before, they can also register as a provider or as a follower.



The image shows a screenshot of the TMGM Social Trading Client Portal login form. The form is centered on a light gray background. At the top, the TMGM logo is displayed, consisting of a stylized 'M' with an upward arrow and the text 'TMGM' in large blue letters, with 'TRADE THE WORLD' in smaller letters below it. Below the logo, the text 'Social Trading' is centered. Underneath, it says 'Client portal.' and 'Log in, or register as provider or follower.' There are two input fields: 'Username *' and 'Password *'. Below the 'Username *' field, there is a note: 'Trading account's ID (same as in MetaTrader)'. Below the 'Password *' field, there is a note: 'Trading account's password (same as in MetaTrader)'. A blue 'Log In' button is positioned below the password field. At the bottom of the form, there are two red-outlined buttons: 'Register as a provider' and 'Register as a follower'.

TMGM
TRADE THE WORLD

Social Trading

Client portal.
Log in, or register as provider or follower.

Username *

Trading account's ID (same as in MetaTrader)

Password *

Trading account's password (same as in MetaTrader)

Log In


Register as a provider

Register as a follower

2. Provider

2.1 Register as a provider

- New users can directly set up registration as a provider through the provider link during registration.
- Or they can **log in using MT4 credentials** without registration and later choose to become a provider or follower.



TMGM

Provider Registration

Creating a new provider

Trading account *
10500004
Trading account ID

Password *
.....
Enter a password

Nickname *
Timothy Driver
Nickname

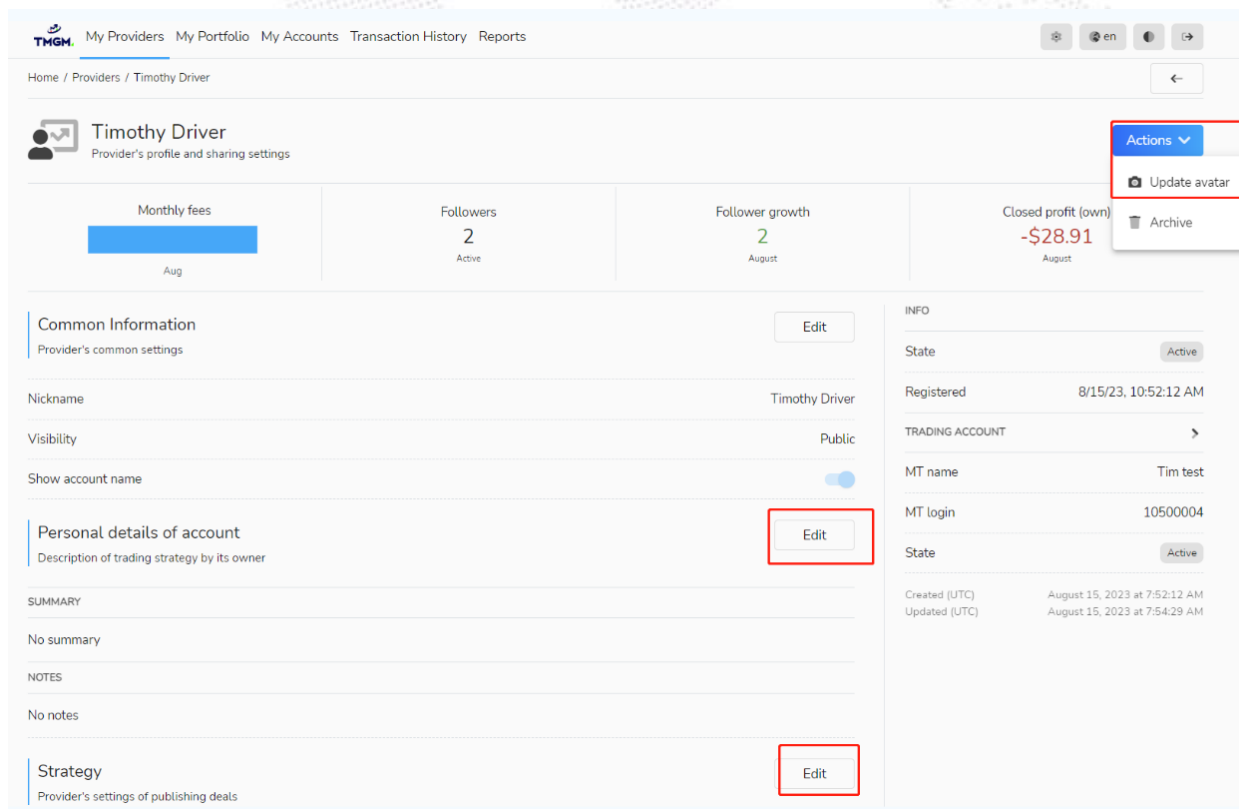
☒ I accept the [Terms of Service](#)

[Register](#)

[Login as a client](#)

2.2 Provider Account Settings

After registration, users can personalize their strategy provider account settings, such as avatar, nickname, strategy description, etc.



The screenshot shows the 'Timothy Driver' provider profile page. The top navigation bar includes 'My Providers', 'My Portfolio', 'My Accounts', 'Transaction History', and 'Reports'. The page title is 'Timothy Driver' with the subtitle 'Provider's profile and sharing settings'. A sidebar on the left contains sections for 'Common Information', 'Personal details of account', and 'Strategy', each with an 'Edit' button. The main content area displays various metrics: 'Monthly fees' (Aug), 'Followers' (2 Active), 'Follower growth' (2 August), and 'Closed profit (own)' (-\$28.91 August). A dropdown menu in the top right corner, labeled 'Actions', contains 'Update avatar' and 'Archive' options. The 'Common Information' section shows 'Nickname' (Timothy Driver), 'Visibility' (Public), and 'Show account name' (toggle on). The 'Personal details of account' section shows 'Description of trading strategy by its owner' (No summary), 'NOTES' (No notes), and 'Strategy' (Provider's settings of publishing deals). The 'INFO' section on the right shows 'State' (Active), 'Registered' (8/15/23, 10:52:12 AM), 'TRADING ACCOUNT' (Tim test), 'MT login' (10500004), and 'State' (Active). The 'Created (UTC)' and 'Updated (UTC)' dates are both August 15, 2023.

- **Common Information**

Nickname: Custom nickname displayed to followers as the provider's name.

Visibility: Public providers can be followed via the client portal or rankings. Private strategy providers are hidden and can only be subscribed to by joining a link.

Show Account Name: Display the account name in the provider's profile for ratings.

Common Information

Provider's common settings

Nickname *

Timothy Driver

Provider's name to be displayed for followers

Visibility *

Public

Provider's availability for subscriptions.

Public providers are available to subscribe from the client portal or leaderboards.

Private providers are hidden and can be followed only via join links to their offers.

Show account name *

Enabled

Show account name in the provider profile in the ratings

Cancel

Save Changes

- **Personal details of account**

Description of personal trading strategy

- **Strategy**

Hide stops: hide or shared (allow copying of stop loss settings).

Strategy mode: All (including pending orders) or out only (only copy when entering the market).



Strategy

Provider's settings of publishing deals

Hide stops *

Share

Allow copying stop-levels of provider's trades into follower's trades

Strategy mode *

All

Restriction of publishing deals depending on entering the market

Cancel

Save Changes

- **Finance**

Specify the trading account collecting the performance fees paid by followers to the provider. It can be the main trading account itself or another trading account.

Finance

Provider's finance settings

Fee receiver account *

10500003-Tim test

Trading account collecting the performance fees paid by followers to the provider

You can either use one of your existing accounts or add [a new account](#)

Cancel

Save Changes

- **Offers**

An offer refers to the conditions list under which a strategy provider collaborates with their followers. It determines:

- o Performance fee, management fee, registration fee paid by followers to provider.
- o Frequency of fee payments.
- o Public or private nature of the offer.

New Offer

Create a new offer

Title *

Frying Offer

The offer's title

Visibility *

Public

Offer's visibility for clients.

Public offers are shown in the list of available offers for followers while they register a subscription.

Private offers are hidden from this list and available only via join links.

Performance fee *

50

%

The specified percent of the followers' profit is paid to the provider by the end of the selected interval.

Interval *

Monthly

The periodicity of performance fee payments by followers

Management fee

100

\$

The specified amount of money in the provider's currency is paid by followers once per the selected interval.

Management fee interval *

Monthly

The periodicity of management fee payments by followers

Registration fee

35

\$

The specified amount of money in the provider's currency is paid once by each follower upon their registration.

Cancel

Create



o Minimum balance required in follower's account can also be set.

1

Frying Offer 1

General information about the offer

Common Information

Offer's settings

Title

Frying Offer 1

Visibility

Public

Summary

Fees

Setting up fees for the offer

Performance fee

Management fee

Registration fee

\$35.00

Filters

Setting up limitations for followers

Minimum balance

\$3,000.00

Filters

Setting up limitations for followers

Minimum balance

3000

\$

A minimum balance a follower must have in order to join the provider by this offer

Cancel

Save Changes

o Different types of agent commission settings.

A portion of the fees received by the strategy provider is shared with agents (public agents or additional agents).

Public Agents

Setting up public agents fee

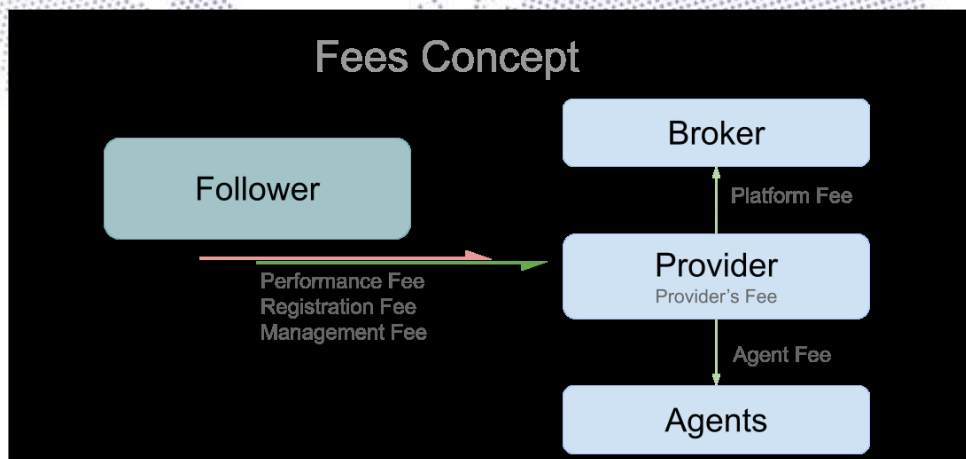
Public agent fee

20%

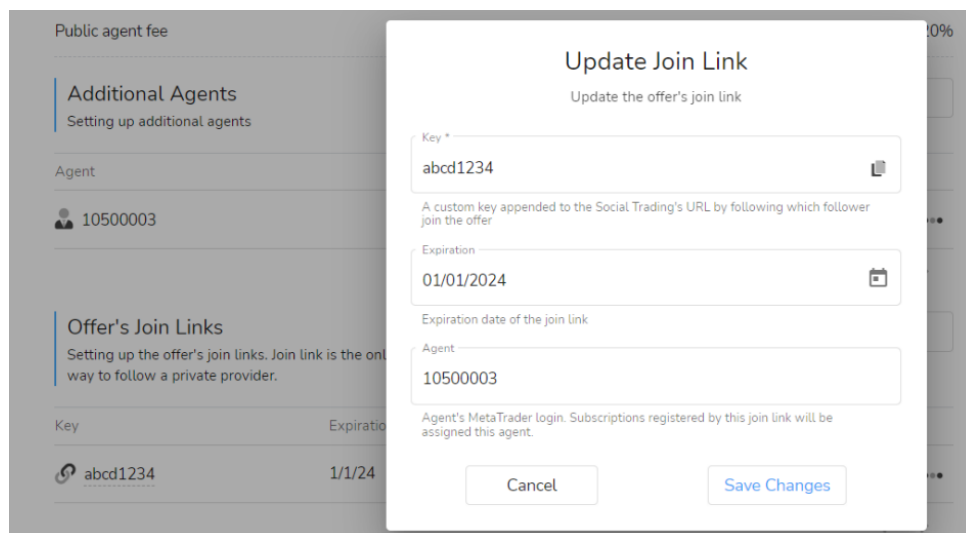
Additional Agents

Setting up additional agents

Agent	Share	
10500003	10%	...



o How followers can follow (public follow, follow by joining a link, follow through agents). By setting up a link, followers can join by using the link and specify corresponding agents for the followers.



Update Join Link
Update the offer's join link

Key *
abcd1234

A custom key appended to the Social Trading's URL by following which follower join the offer

Expiration
01/01/2024

Expiration date of the join link

Agent
10500003

Agent's MetaTrader login. Subscriptions registered by this join link will be assigned this agent.

Note:

Providers need at least one offer to allow followers to join.

Providers can create multiple offers with different conditions for different clients.

Providers can edit or delete their offers at any time, but if one follower uses the offer, the provider cannot edit or delete it.


3. Follower

3.1 Follower Registration

- Register as a follower account.

During the first login, use your MT4 account and password on the homepage to register as a follower. Provide relevant information about the account (i.e., provider's account) you want to subscribe to and agree to the provider's conditions before registration. If there is a registration fee, it will be deducted at the time of registration.

- Or client can log in first using MT4 credentials and later subscribe to the provider's offer.



Subscription Registration

Creating a new subscription

Trading account *

10500085

Trading account ID

Password *

.....

Trading account password

Provider *

Timothy Driver

Select an active provider

Offer *

Frying Offer 1

Select a provider's offer

Agent

Agent trading account's ID

☐ I have read offer details and accept that the registration fee will be immediately deducted

[Register](#)

[Login as a client](#)

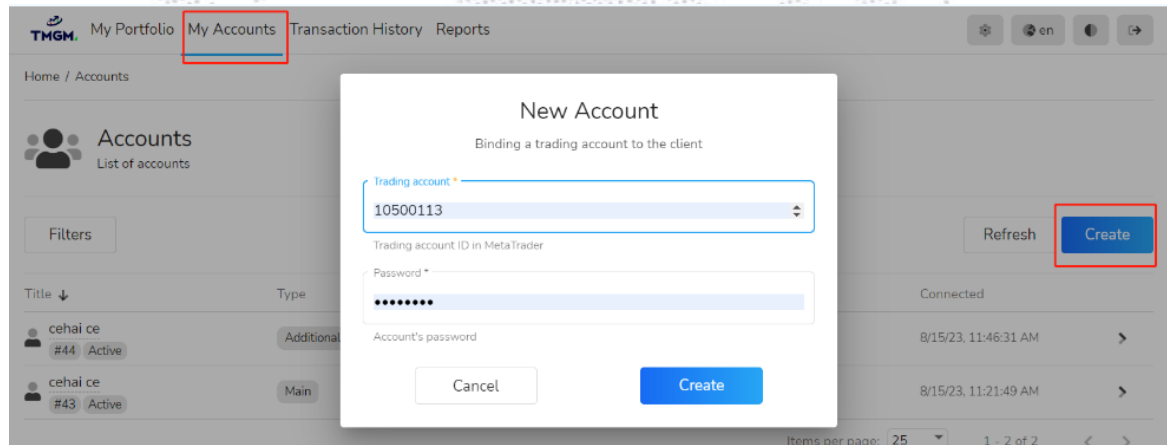
Details

Information about the chosen provider and subscription conditions

PROVIDER	
Nickname	Timothy Driver
Visibility	Public
OFFER	
Title	Frying Offer 1
Performance fee	50% (Monthly)
Management fee	\$100.00 (Monthly)
Registration fee	\$35.00
Minimum balance	\$3,000.00

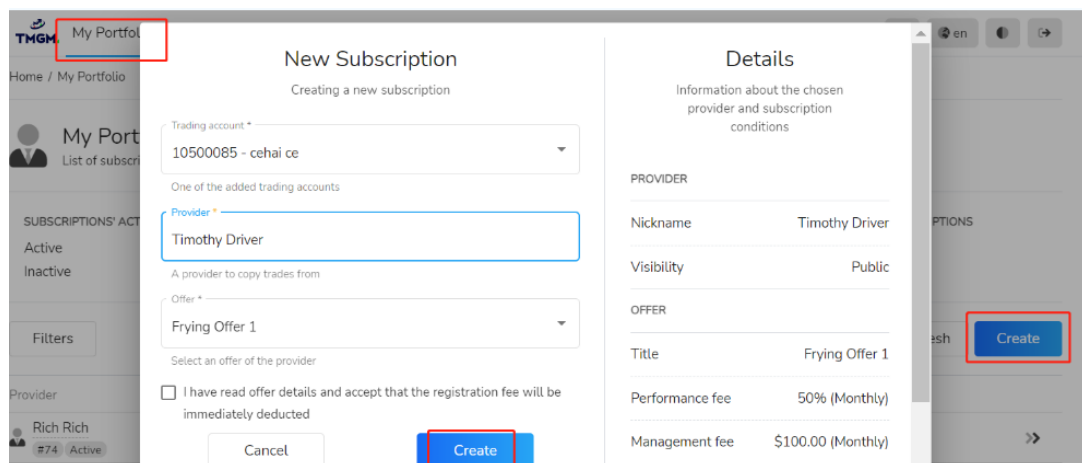


- After registration of the main account, you can add additional accounts for registered clients.



3.2 Creating Subscriptions for Registered Clients

For those who have already registered on Signal Trading as clients (whether as providers or followers), if they want to add a new account as a follower, they can do so on the "My Portfolio" page by clicking "Create" and selecting the account they want to use for following. They need to provide the account details of the provider they want to subscribe to and create the subscription.





A follower account can continue to create multiple subscriptions after subscribing to a strategy provider. The followers can find their subscriptions in "My Portfolio."

The screenshot displays the 'My Portfolio' page on the TMGM platform. At the top, there are navigation tabs: 'My Portfolio' (selected), 'My Accounts', 'Transaction History', and 'Reports'. Below the navigation bar, the page title 'My Portfolio' is followed by 'List of subscriptions'. The main content area is divided into several sections. On the left, there's a 'SUBSCRIPTIONS' ACTIVITY' section with a table showing 'Active' (3) and 'Inactive' (0) counts. To the right of this is a 'PROFIT' section with a table showing 'This month' and 'Previous month' profits. Further right is a 'PERFORMANCE FEE' section with a table showing 'This month' and 'Previous month' fees. On the far right, there's a 'PROFITABLE SUBSCRIPTIONS' section. Below these sections, there's a 'Filters' button and a 'Refresh' button. The main part of the page is a table listing subscriptions. The table has columns for 'Provider', 'Activity', 'Trading account', 'Performance fee', and 'Registered'. There are three rows of subscriptions listed, all with 'Active' status and a '50% Monthly' performance fee.

Provider	Activity	Trading account	Performance fee	Registered ↓
Rich Rich #74 Active	✓	10500113 cehai ce	50% Monthly	8/24/23, 10:03:20 AM »
Timothy Driver #54 Active	✓	10500113 cehai ce	50% Monthly	8/15/23, 11:55:58 AM »
Timothy Driver #53 Active	✓	10500085 cehai ce	50% Monthly	8/15/23, 11:21:49 AM »

3.3 Managing Subscription Activity

Subscriptions are initially inactive upon creation, and followers must explicitly activate subscriptions to start copying trades. This is done to prevent followers from immediately copying unintentional trades of providers, and to give followers time to set up their desired subscription strategies and filters.

- **Initial Activation**

In "My Portfolio," select the corresponding subscription account and activate it.



TMGM My Portfolio My Accounts Transaction History Reports

Home / Subscriptions / Subscription #75

Subscription Profile #75

General information about the subscription

There is no trading history

Trading profit
\$0.00
August

Copied positions
0
August

Paid fees
\$0.00
August

Actions ▼

Activate

Unsubscribe

Provider Filters Edit

Setting up initial filters for provider's original trades

Direction All

Minimum lots -

Maximum lots -

Subscription Strategy Edit

Setting up the difference between source and copied trades

Volume scaling Autoscale

Compared values Balance

Ratio multiplier 1

STATUS

Copy new positions ☐

Subscription is not active. To start copying, activate the subscription

INFO

State Active

Registered 8/25/23, 4:44:41 AM

Activated

OFFER

Title Rich 1

Performance fee 50% (Monthly)

During the initial activation of a subscription, followers can choose whether to copy (options are copy or ignore) the provider's current positions. Activation incurs management fees.

Copy: Copy them according to the subscription settings with open prices currently available on the market. **Ignore:** Do not copy them and wait for new positions.

Activate

Activate copying of positions

Management fee will be withdrawn from the follower account upon the subscription's activation.
Management fee: **\$100.00**

☒ Provider's current positions

Copy

Ignore

available on the market.
Ignore: Do not copy them and wait for new positions.

Cancel Activate



- **Suspend, re-activate, unsubscribe.**

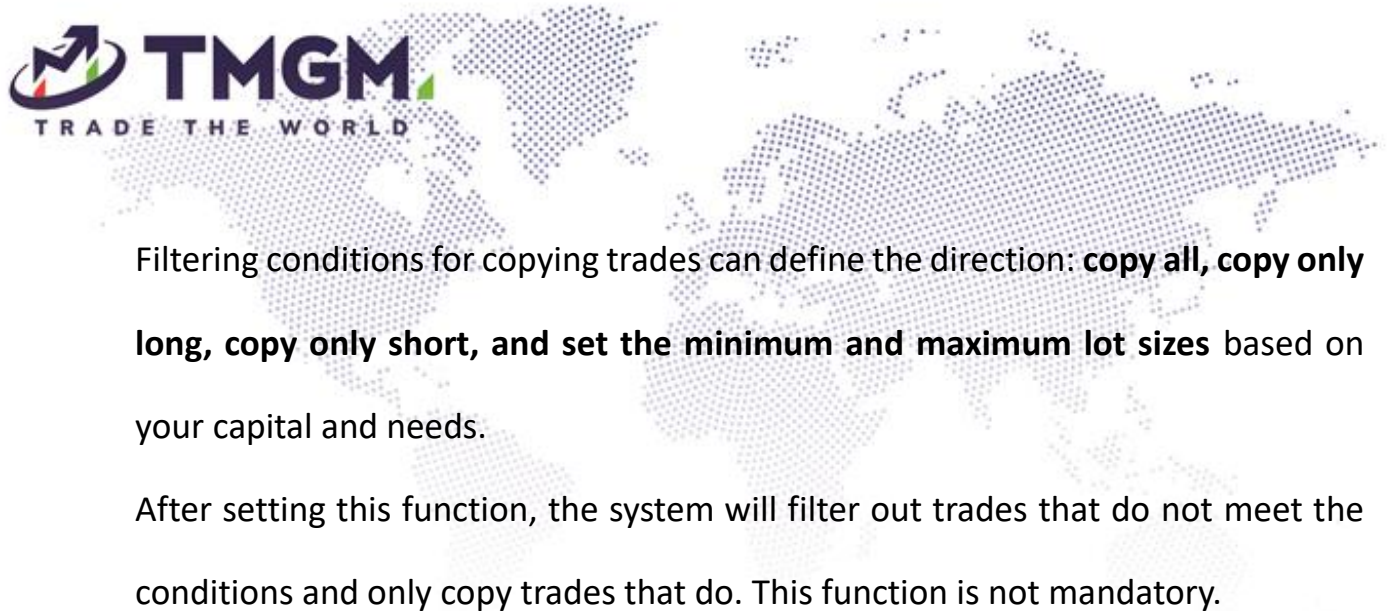
Followers can suspend/unsubscribe from a subscription via options in "Actions".

3.4 Subscription Settings

It is recommended to set up before activating subscriptions.

Once a subscription is created, its settings can be further adjusted.

- **Provider Filters**



- **Subscription Strategy**

- o **Auto Scale**

The screenshot shows a 'Subscription Strategy' dialog box with the subtitle 'Setting up the difference between source and copied trades'. The dialog has several sections: 'Volume scaling' with a dropdown set to 'Autoscale' and explanatory text; 'Compared values' with a dropdown set to 'Balance' and explanatory text; 'Ratio multiplier' with a text input set to '1' and explanatory text; and 'Copy direction' with a dropdown set to 'Direct' and explanatory text. At the bottom are 'Cancel' and 'Save Changes' buttons. The background shows a sidebar with menu items like 'Minimum lots', 'Maximum lots', 'Subscription Strategy', 'Volume scaling', 'Compared values', 'Ratio multiplier', 'Copy direction', 'Correction', 'Excess volume processing', and 'Risk Management'. A search bar at the bottom left indicates 'No rules are added'.

The copied trade volume must be calculated based on the ratio of the follower's funds at the time of copying to the funds available to the provider in their account.

The comparison value can be balance or equity. The follower can choose a ratio multiplier.

If it's 1, copying is based on the ratio of balance or equity compared to the strategy provider.

If it's 2, copying is based on twice the ratio of balance or equity compared to the strategy provider.

Copying direction can be direct or reverse.

o Multiply

Subscription Strategy

Setting up the difference between source and copied trades

Volume scaling *

Multiply

Autoscale - The ratio of a copy's volume to the original volume is equal to the ratio of the follower's and provider's *Compared values*. The result is then multiplied by the *Ratio multiplier*.
Multiply - A copy's volume is equal to the provider's original volume multiplied by the *Volume multiplier*.
Fixed - Copies' volumes are always equal to the specified *Copies' volumes*.

Volume multiplier *

2

Number to multiply the provider's volume by for a copy

Copy direction *

Reverse

Direction modifiers of copies. With the reverse direction, a buy source deal becomes a sell deal as a copy, and vice versa.

Cancel

Save Changes

Place orders of which the volume is directly based on the multiplier of the strategy provider's order size. Copying direction can be direct or reverse.

o Fixed

Subscription Strategy

Setting up the difference between source and copied trades

Volume scaling *

Fixed

Autoscale - The ratio of a copy's volume to the original volume is equal to the ratio of the follower's and provider's *Compared values*. The result is then multiplied by the *Ratio multiplier*.

Multiply - A copy's volume is equal to the provider's original volume multiplied by the *Volume multiplier*.

Fixed - Copies' volumes are always equal to the specified *Copies' volumes*.

Copies' volumes *

1

Volume to be opened on each copy

Copy direction *

Direct

Direction modifiers of copies. With the reverse direction, a buy source deal becomes a sell deal as a copy, and vice versa.

Cancel

Save Changes

Copy trade volume equals the specified trade volume, regardless of the strategy provider's trade volume. Direction can be direct or reverse.

- **Correction**

Volume scaling

Compared values

Ratio multiplier

Copy direction

Correction

Final processing of copies' parameters

Excess volume processing

Risk Management

Setting up the subscription's acceptable risks

Correction

Final processing of copies' parameters

Max open volume

1

The maximum volume to be copied

Action *

Scale down

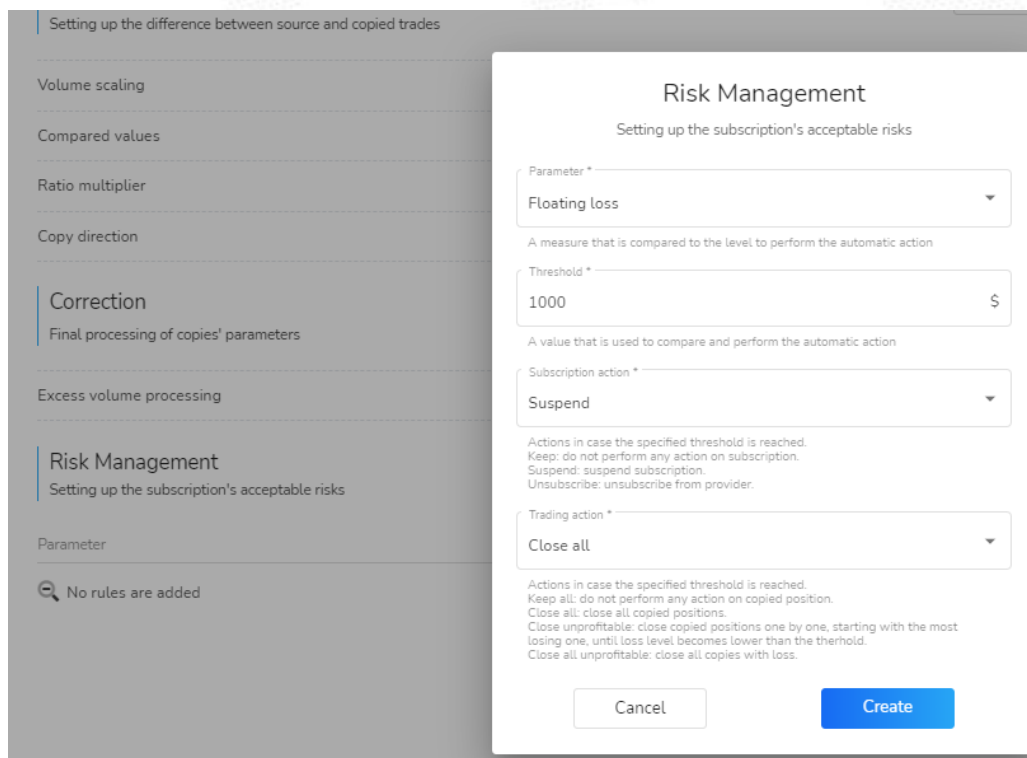
Determines the action taken if the copy's volume calculated according to the strategy is higher than specified in Max open volume.
Scale down: The resulting volume of the copy will be equal to Max open volume.
Skip: The copy will not be opened.

Cancel

Save Changes

Set maximum lot size for followers. **skip** (do not copy this order) or **reduce** (open an order with the maximum lot size) when an order exceeds the maximum lot size.

- **Risk Management**



Setting up the difference between source and copied trades

Volume scaling

Compared values

Ratio multiplier

Copy direction

Correction

Final processing of copies' parameters

Excess volume processing

Risk Management

Setting up the subscription's acceptable risks

Parameter *

Floating loss

A measure that is compared to the level to perform the automatic action

Threshold *

1000 \$

A value that is used to compare and perform the automatic action

Subscription action *

Suspend

Actions in case the specified threshold is reached.
Keep: do not perform any action on subscription.
Suspend: suspend subscription.
Unsubscribe: unsubscribe from provider.

Trading action *

Close all

Actions in case the specified threshold is reached.
Keep all: do not perform any action on copied position.
Close all: close all copied positions.
Close unprofitable: close copied positions one by one, starting with the most losing one, until loss level becomes lower than the threshold.
Close all unprofitable: close all copies with loss.

Cancel Create

Follower's risk management options apply to stop-loss and take-profit levels for the entire subscription. When the **total profit (from all closed trades) / total loss (from all closed trades) / floating loss (value of floating losses from all current open trades)** generated from the copied trades reaches a set threshold (custom value), the system will take automatic actions on these orders (**keep all orders / close all orders / close all unprofitable orders / close unprofitable orders starting from the most loss-making order until the loss amount is within the set threshold**) and on the subscription (**keep / suspend / unsubscribe**).

4. Account Archiving

- Accounts cannot be deleted, only archived.
- Trading account to be archived cannot be used as provider or follower account.
- Only secondary trading accounts can be archived in a portal, not the main account.
- To archive a subscription: Select to archive the subscription when unsubscribing.

Unsubscribe

Archive all information about the subscription

State Active

Remaining copies *

Choose what to do with the positions copied by the subscription you are about to archive:
Keep: Leave copies open on the trading account.
Close: Close all copies immediately after archiving the subscription.

☒ I confirm archiving the subscription. I understand that the subscription will stop copying the provider, and that the subscription will not be available to use in the future.

CancelUnsubscribe

5. Fees

- **Registration Fee:** Fixed fee paid by followers to provider to create subscriptions.
- **Management Fee:** Fixed fee paid by followers regularly to provider to keep subscriptions active.
- **Performance Fee (HWM):** Paid by followers to provider for sharing trading strategy services. It's charged when the provider helps followers achieve positive returns. Performance fee is a portion of profitable trading result after subscription (calculated as a percentage). It's skipped if trading result is negative.
- **Public Agent Fee (Provider → Agent):** Paid by providers to referring brokers or social media influencers as third parties. They attract followers to the broker's signal trading platform. Public agent affiliations are individual to each subscription, and agent income depends directly on the performance of individual subscriptions. The fee percentage is fixed, and for the same provider, fees are the same for all agents.

Public Agent Fee = Performance fee * Agent Fee %

Public agent fee: 10%
Performance fee: 20%
Platform fee: 5%
Fee type: Positive profit
Follower closes a trade with \$100 profit

Follower pays = $\$100 * 20\% = \20 Performance fee withdrawn
Broker receives = $20\% * 5\% = \$1$ Platform fee
Agent Fee = $(\$ \text{Performance fee withdrawn} - \$ \text{Platform fee}) * \text{Agent fee \%} = (\$20 - \$1) * 10\% = \1.9
Provider receives = $\text{Performance fee withdrawn} - \text{Platform fee} - \text{Agent fee} = \$20 - \$1 - \$1.9 = \$17.1$

- **Additional Agent Fee:** Paid by strategy providers to their partners. Additional agent affiliations are individual to each offer, not a subscription. Their income depends directly on the performance of individual offers. The fee percentage is individually set for each additional agent.

Additional agent fees: – *Paid to the agent(s) attached to the offer (provider's own agents).*

Additional agent 1: 30%

Additional agent 2: 20%

Public agent fee: 10% – *Paid to the agent attached to the follower.*

Performance fee: 20%

Platform fee: 5%

Fee type: Positive profit

Follower closes a trade with \$100 profit

Follower pays = $\$100 * 20\% = \20 Performance fee withdrawn

Broker receives = $20\% * 5\% = \$1$ Platform fee

Remainder for provider and additional agents = Performance fee withdrawn - Platform fee = $\$20 - \$1 = \$19$

Additional agent 1 receives = $\$19 * 30\% = \5.7

Additional agent 2 receives = $\$19 * 20\% = \3.8

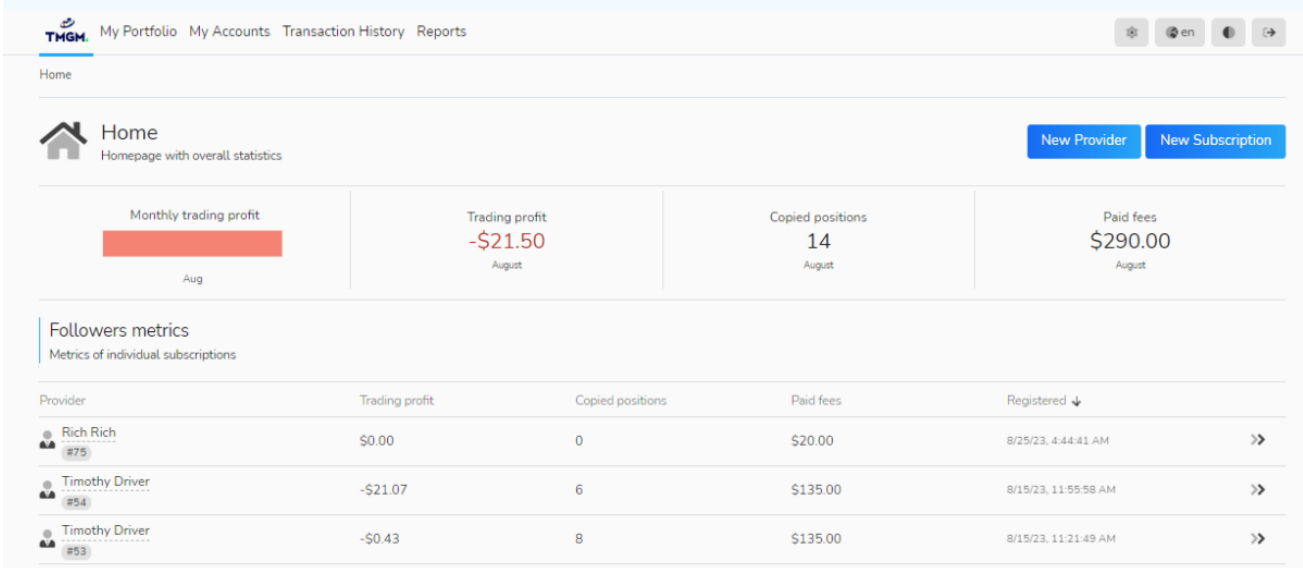
Public agent receives = $\$19 * 10\% = \1.9

Provider receives the rest (40%) = $\$19 * 40\%$ (or $\$19 - \$5.7 - \$3.8 - \$1.9 = \$7.6$)



6. Account Homepage and History

6.1 For Followers:



Home: Followers can see the trading profits for the current month, the number of copied trades, and the paid fees.

Followers metrics: You can view details of different follower accounts. If a portal has followers trading account A and B, where A is following provider account C, and B is following provider accounts C and D, then the follower metrics will display a total of three strategy providers (C to A, C to B, D to B). Clicking on each individual follower account's profile allows you to see corresponding follower settings in detail. You can edit, suspend, or cancel subscriptions for each of them.



[My Portfolio](#)
[My Accounts](#)
[Transaction History](#)
[Reports](#)

[Home](#) / [Subscriptions](#) / [Subscription #53](#)

Subscription Profile #53
 General information about the subscription

[Actions](#)

Monthly trading profit

Aug

Trading profit

-\$0.43

August

Copied positions

8

August

Paid fees

\$135.00

August

Provider Filters

Setting up initial filters for provider's original trades

Edit

Direction

All

Minimum lots

-

Maximum lots

-

Subscription Strategy

Setting up the difference between source and copied trades

Edit

Volume scaling

Fixed

Copies' volumes

0.01

Copy direction

Direct

Correction

Final processing of copies' parameters

Edit

Excess volume processing

Scale down to 8 lot(s)

Risk Management

Setting up the subscription's acceptable risks

Create

Parameter

Actions

No rules are added

0 of 0

STATUS

Copy new positions

Subscription is active. You may suspend the subscription to temporarily stop copying.

INFO

State

Active

Registered

8/15/23, 11:21:49 AM

Activated

8/15/23, 10:49:18 AM

PAYMENTS

Next management fee payout

9/15/23

OFFER

Title

Frying Offer 1

Performance fee

50% (Monthly)

Management fee

\$100.00 (Monthly)

Registration fee

\$35.00

TRADING ACCOUNT

MT name

cehai ce

MT login

10500085

State

Active

PROVIDER

At the bottom of the interface:

Positions: Displays both closed and current open orders.

Trades: Shows actions taken by the follower for each trade. Opening and closing an order are treated as separate independent actions within this section.

Fees: Provides a detailed breakdown of all fees paid.



Positions							
Deals							
Fees							
Filters					Refresh		
Position	Source	Status	Symbol	Open time ↓	Volume	Profit	Close time
20895 #4545 Tracking	20894	Copied	AUDUSD	8/22/23, 9:27:38 AM	0.01 Buy	-	>>
20892 #4542 Processed	20890	Copied	EURUSD	8/22/23, 9:27:31 AM	0.01 Buy	-\$0.27	8/22/23, 9:27:46 AM >>
20887 #4535 Processed	20886	Copied	XTIUSD	8/22/23, 9:27:17 AM	0.01 Buy	-\$0.05	8/22/23, 9:27:22 AM >>
20881 #4532 Tracking	20879	Copied	XAUUSD	8/22/23, 9:27:03 AM	0.01 Sell	-	>>
20877 #4528 Processed	20875	Copied	XTIUSD	8/22/23, 9:26:56 AM	0.01 Buy	-\$0.04	8/22/23, 9:27:25 AM >>
					Items per page: 5	1 - 5 of 8	< >

My Portfolio: This section displays all follower accounts. You can create new followers here.

[My Portfolio](#)
[My Accounts](#)
[Transaction History](#)
[Reports](#)

[Home / My Portfolio](#)

My Portfolio

List of subscriptions

SUBSCRIPTIONS' ACTIVITY

Active

2

Inactive

1

PROFIT

This month

-\$311.50

Previous month

\$0.00

PERFORMANCE FEE

This month

\$290.00

Previous month

\$0.00

PROFITABLE SUBSCRIPTIONS

Filters

Refresh

Create

Provider	Activity	Trading account	Performance fee	Registered ↓
<div> </div> <div> <div>Rich Rich</div> <div>#75</div> <div>Active</div> </div>		<div>10500085</div> <div>cehai ce</div>	<div>50%</div> <div>Monthly</div>	<div>8/25/23, 4:44:41 AM</div> <div>>></div>
<div> </div> <div> <div>Timothy Driver</div> <div>#54</div> <div>Active</div> </div>		<div>10500113</div> <div>cehai ce</div>	<div>50%</div> <div>Monthly</div>	<div>8/15/23, 11:55:58 AM</div> <div>>></div>
<div> </div> <div> <div>Timothy Driver</div> <div>#53</div> <div>Active</div> </div>		<div>10500085</div> <div>cehai ce</div>	<div>50%</div> <div>Monthly</div>	<div>8/15/23, 11:21:49 AM</div> <div>>></div>

Items per page:

25

1 - 3 of 3

<

>



My Accounts: Where you can see all followers account details. Create to add new TA in.

TMGM

My PortfolioMy AccountsTransaction HistoryReports

en

Home / Accounts

Accounts

List of accounts

Filters

RefreshCreate

Title ↓	Type	Trading account	Balance	Equity	Connected	
<div><div></div><div>cehai ce</div><div>#44Active</div></div>	Additional	10500113	\$9,723.93	\$8,916.23	8/15/23, 11:46:31 AM	>
<div><div></div><div>cehai ce</div><div>#43Active</div></div>	Main	10500085	\$9,724.57	\$9,708.10	8/15/23, 11:21:49 AM	>

Transaction History: list of fee payments.

TMGM

My PortfolioMy AccountsTransaction HistoryReports

en

Home / Transaction History

Transaction History

List of fee payments

Filters

Refresh

Transaction ↓	Account	MT order	Amount	Sender	Recipient	Processed	
<div><div></div><div>Registration fee</div><div>#394Processed</div></div>	10500085	46138	<div><div></div><div>\$20.00</div><div>Balance</div></div>	Subscription #75	Rich Rich	8/25/23, 4:44:41 AM	>
<div><div></div><div>Management fee</div><div>#392Processed</div></div>	10500113	39894	<div><div></div><div>\$100.00</div><div>Balance</div></div>	Subscription #74	Rich Rich	8/24/23, 10:04:35 AM	>
<div><div></div><div>Registration fee</div><div>#390Processed</div></div>	10500113	39888	<div><div></div><div>\$20.00</div><div>Balance</div></div>	Subscription #74	Rich Rich	8/24/23, 10:03:20 AM	>
<div><div></div><div>Management fee</div><div>#388Processed</div></div>	10500085	39861	<div><div></div><div>\$100.00</div><div>Balance</div></div>	Subscription #73	Rich Rich	8/24/23, 9:59:32 AM	>
<div><div></div><div>Registration fee</div><div>#386Processed</div></div>	10500085	39858	<div><div></div><div>\$20.00</div><div>Balance</div></div>	Subscription #73	Rich Rich	8/24/23, 9:59:21 AM	>
<div><div></div><div>Management fee</div><div>#383Processed</div></div>	10500113	20861	<div><div></div><div>\$100.00</div><div>Balance</div></div>	Subscription #54	Timothy Driver	8/22/23, 9:26:09 AM	>
<div><div></div><div>Management fee</div><div>#325Processed</div></div>	10500085	309	<div><div></div><div>\$100.00</div><div>Balance</div></div>	Subscription #53	Timothy Driver	8/15/23, 1:47:24 PM	>
<div><div></div><div>Registration fee</div><div>#322Processed</div></div>	10500113	263	<div><div></div><div>\$35.00</div><div>Balance</div></div>	Subscription #54	Timothy Driver	8/15/23, 11:55:58 AM	>



Reports: the list of fee payments withdrawn from your subscriptions during the specified period; and report on positions copied by followers.

TMGM. My Portfolio My Accounts Transaction History Reports

Home / Reports / Paid

Reports

Different kinds of reports

FEEES

Paid

TRADING

Copying

Paid fees

The list of fee payments withdrawn from your subscriptions during the specified period

Last 7 days 08/18/2023 – 08/24/2023 Set filter Refresh

Name	Fees	Amount
Subscription #73	Performance fee: \$0.00 Management fee: \$100.00 Registration fee: \$20.00	\$120.00
Subscription #74	Performance fee: \$0.00 Management fee: \$100.00 Registration fee: \$20.00	\$120.00
Subscription #54	Performance fee: \$0.00 Management fee: \$100.00 Registration fee: \$0.00	\$100.00

Items per page: 25 1 - 3 of 3 < >

6.2 For Providers:

Just like the homepage of the followers, with several more sections.

My Providers: List of Providers created.

TMGM. My Providers My Portfolio My Accounts Transaction History Reports

Home / Providers

Providers

List of providers

STATUSES	POPULAR PROVIDER	PROFITABLE PROVIDERS	PERFORMANCE FEE
Active 1	Timothy Driver 4		This month \$0.00
Inactive 0			Previous month \$0.00

Filters Refresh Create

Nickname	Trading account	Strategy mode	Equity	Registered ↓
Timothy Driver #22 Active	10500004 Tim test	All	\$18,374.75	8/15/23, 10:52:12 AM >>

Items per page: 25 1 - 1 of 1 < >

Click into the provider to see the details.



My ProvidersMy PortfolioMy AccountsTransaction HistoryReports

Home / Providers / Timothy Driver

Timothy Driver

Provider's profile and sharing settings

Actions

Month: Aug

\$1,185.47

Aug

Followers

2

Active

Follower growth

2

August

Closed profit (own)

-\$28.91

August

Common Information

Provider's common settings

Edit

Nickname

Timothy Driver

Visibility

Public

Show account name

Personal details of account

Description of trading strategy by its owner

Edit

SUMMARY

No summary

NOTES

Fee receiver account

Tim test

Offers

Sets of subscription conditions

Scope: Active

Refresh

Create

Title

Visibility

Subscriptions

Join links

Frying Offer 1

Public

Count: 4

Count: 1

1 - 1 of 1

Subscriptions

Positions

Deals

Fees

Filters

Refresh

Name

Volume scaling

Offer

Trading account

Equity

Registered

Subscription #67

Autoscale

Frying Offer 1

10500895

\$5,964.00

8/21/23, 7:42:51 AM

Subscription #56

Multiply

Frying Offer 1

10500209

\$4,743.50

8/17/23, 5:18:40 AM

Subscription #54

Autoscale

Frying Offer 1

10500113

\$8,892.71

8/15/23, 11:55:58 AM

Subscription #53

Fixed

Frying Offer 1

10500085

\$9,707.62

8/15/23, 11:21:49 AM

Items per page: 5

1 - 4 of 4

Detail of followers under this subscription can be found on the bottom of the page.

If the Client is both a provider and follower, homepage contains info for both.

My ProvidersMy PortfolioMy AccountsTransaction HistoryReports

Home / Reports / Publishing

Reports

Different kinds of reports

EARNINGS

Providers

Offers

FEES

Received

Paid

TRADING

Publishing

Copying

Published Positions Report

Report on positions published by providers

Last 7 days08/18/2023 – 08/24/2023

Refresh

Nickname

Count

Timothy Driver

9

Items per page: 25

1 - 1 of 1