

2022 ICT MENTORSHIP EPISODE 6

MARKET EFFICIENCY PARADIGM AND INSTITUTIONAL ORDER FLOW
BRAVEHEART STUDY NOTES





INTRODUCTION

Welcome!

Disclaimer: None of the contents within this PDF should be considered professional advice. It is merely for entertainment purposes only.

If you have been following me on YouTube lately, you know that I help Traders reach their full trading potential.

The aim is to be the bridge between who Traders currently are and who they want to become.

With that being said, the concepts mentioned in belong to "The Inner Circle Trader".

<https://www.youtube.com/c/InnerCircleTrader>

All the information within this PDF can be found on The Inner Circle Trader's YouTube Channel.

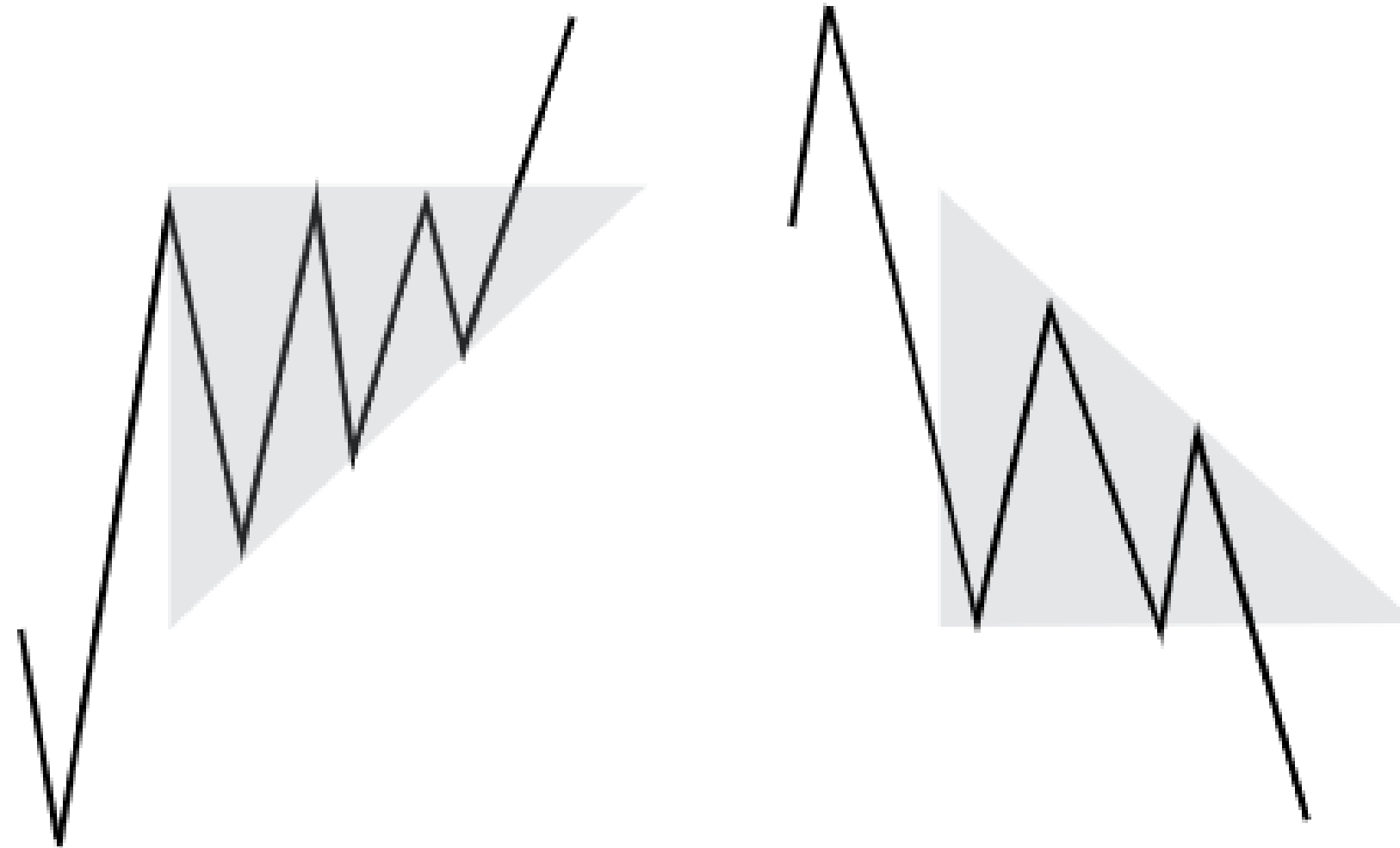
BRAVEHEART TRADING

Dedicated to Freedom and for Reaching Your Full Trading Potential.

Twitter: [Click Here](#)

YouTube: [Click Here](#)

HOW INTERBANK TRADERS INTERNALIZE PRICE DELIVERY
INSIDE THE MIND OF AN INTERBANK TRADER AND HOW THEY VIEW PRICES



INTERBANK TRADERS DO **NOT TRADE CHART PATTERNS BECAUSE THERE IS A CHART PATTERN AVAILABLE.**

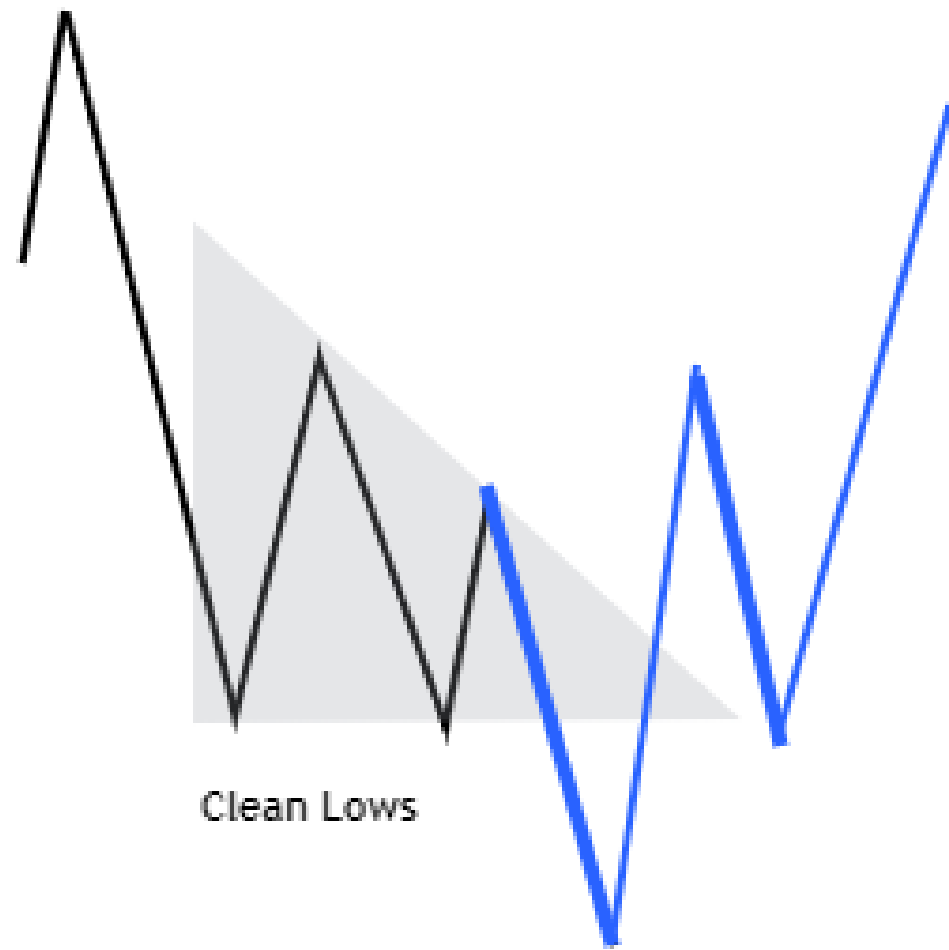
HOW INTERBANK TRADERS INTERNALIZE PRICE DELIVERY
INSIDE THE MIND OF AN INTERBANK TRADER AND HOW THEY VIEW PRICES



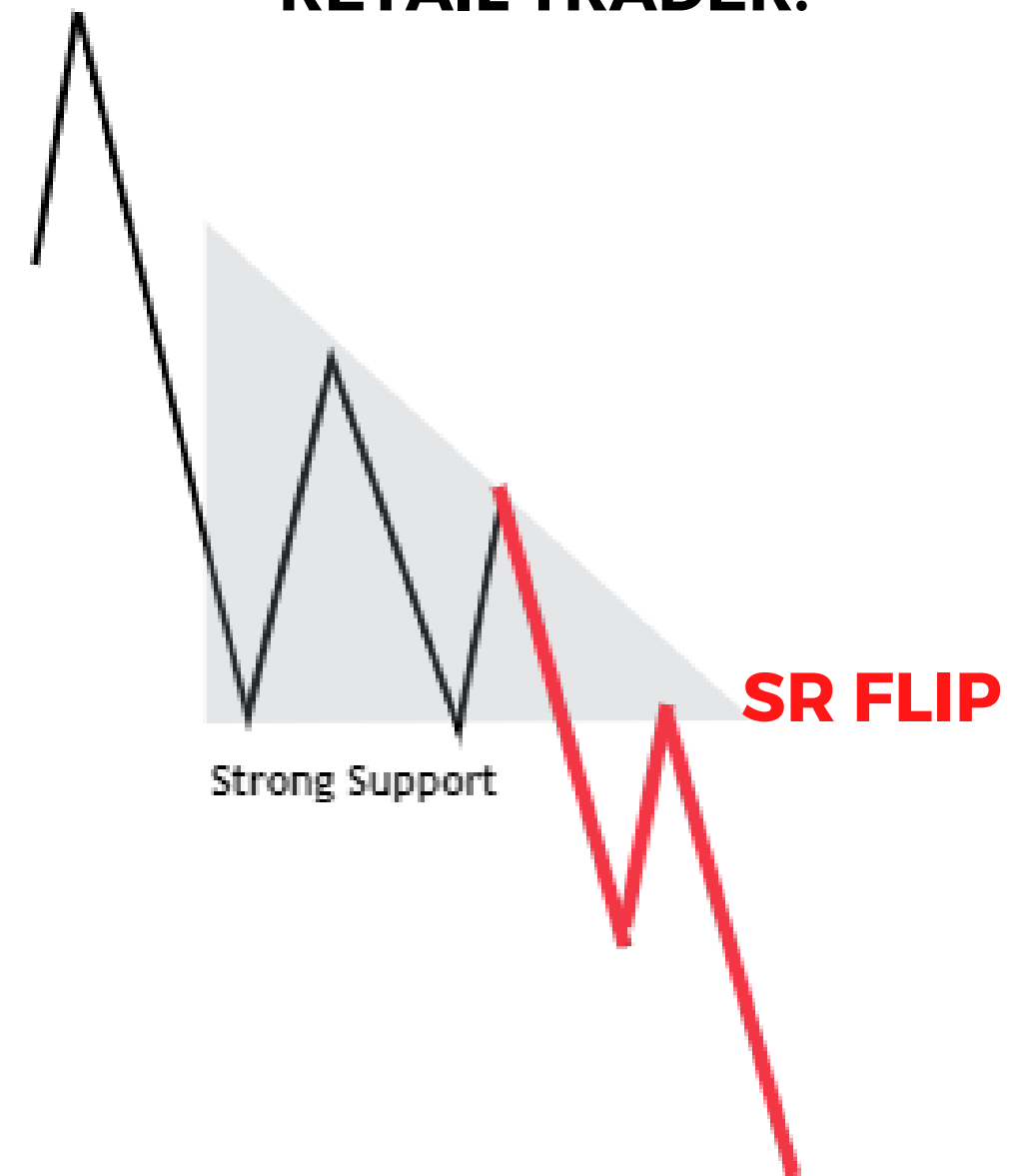
INTERBANK TRADERS DO **NOT TRADE WITH MOMENTUM INDICATORS OR INDICATOR SIGNALS.**

HOW INTERBANK TRADERS INTERNALIZE PRICE DELIVERY
INSIDE THE MIND OF AN INTERBANK TRADER AND HOW THEY VIEW PRICES

INTERBANK TRADER:



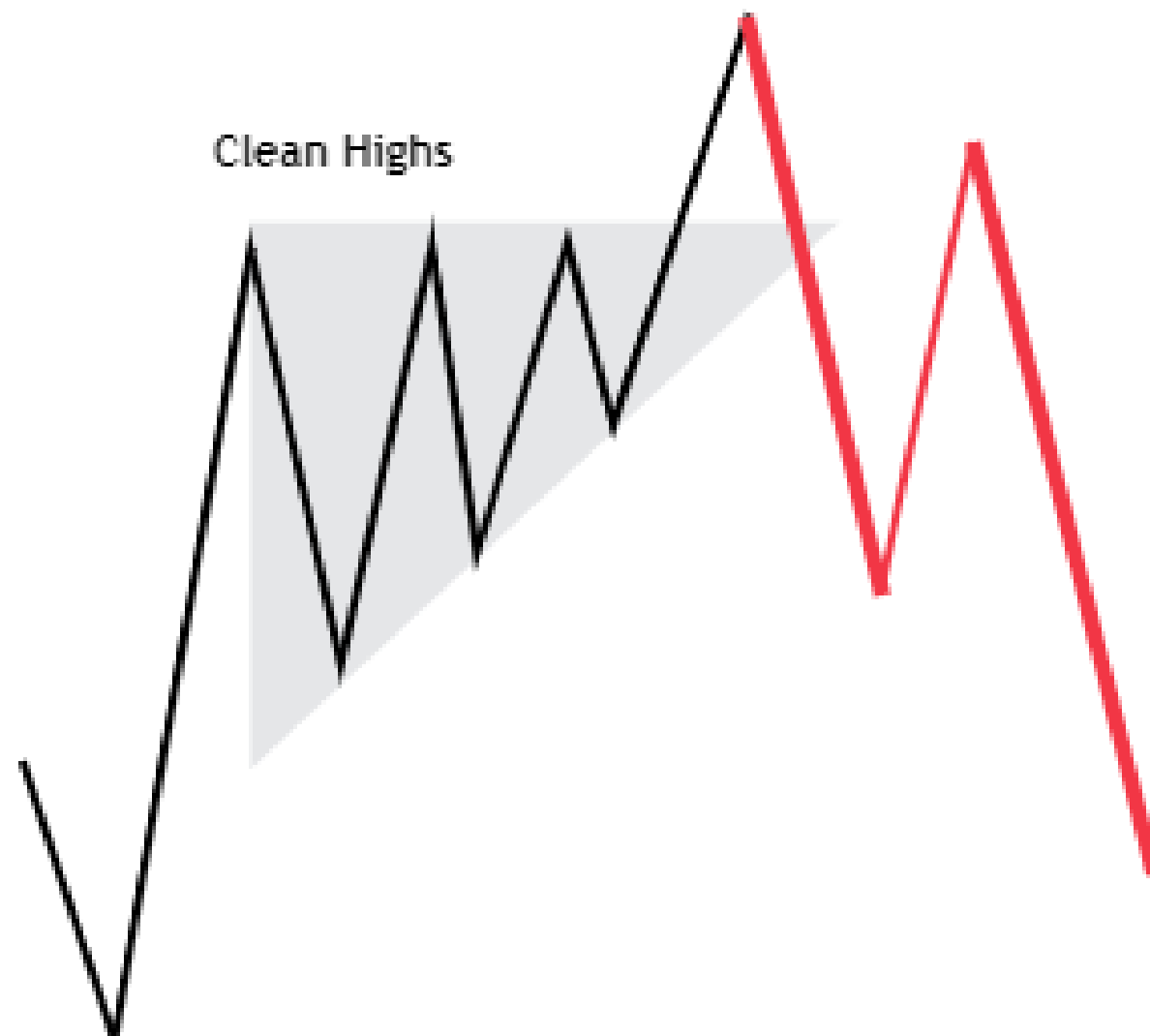
RETAIL TRADER:



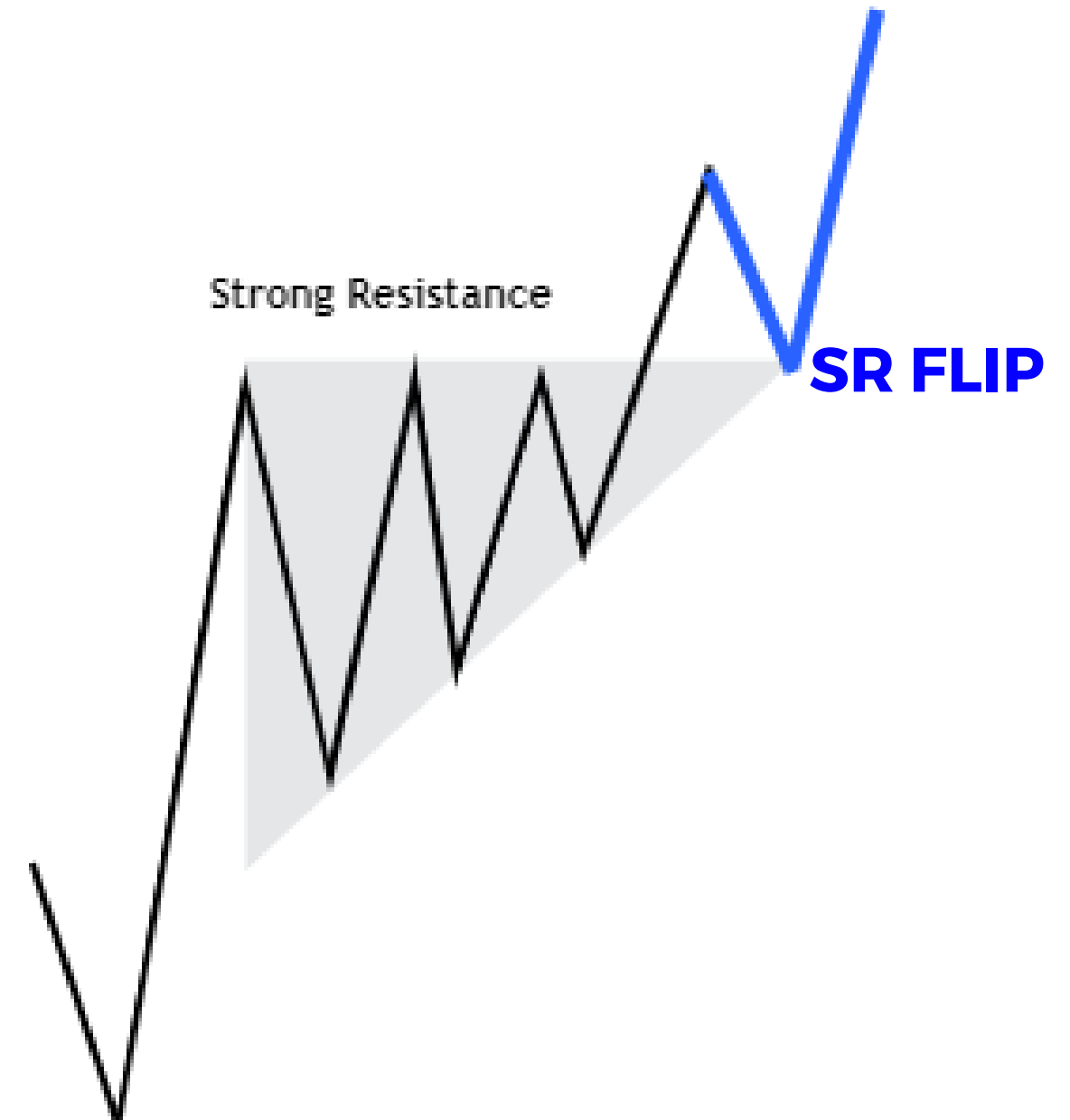
INTERBANK TRADERS ENTER LONG POSITIONS WHERE RETAIL ENTER SHORT POSITIONS

HOW INTERBANK TRADERS INTERNALIZE PRICE DELIVERY INSIDE THE MIND OF AN INTERBANK TRADER AND HOW THEY VIEW PRICES

INTERBANK TRADER:

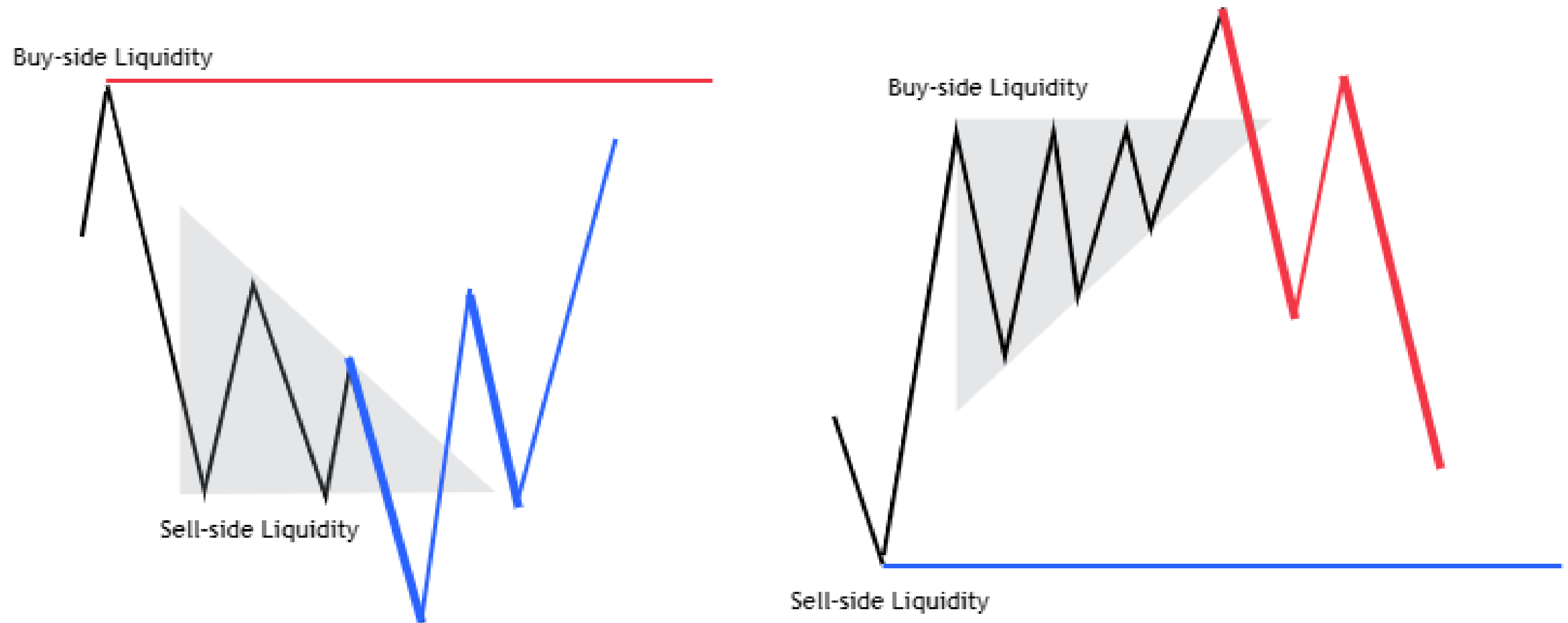


RETAIL TRADER:



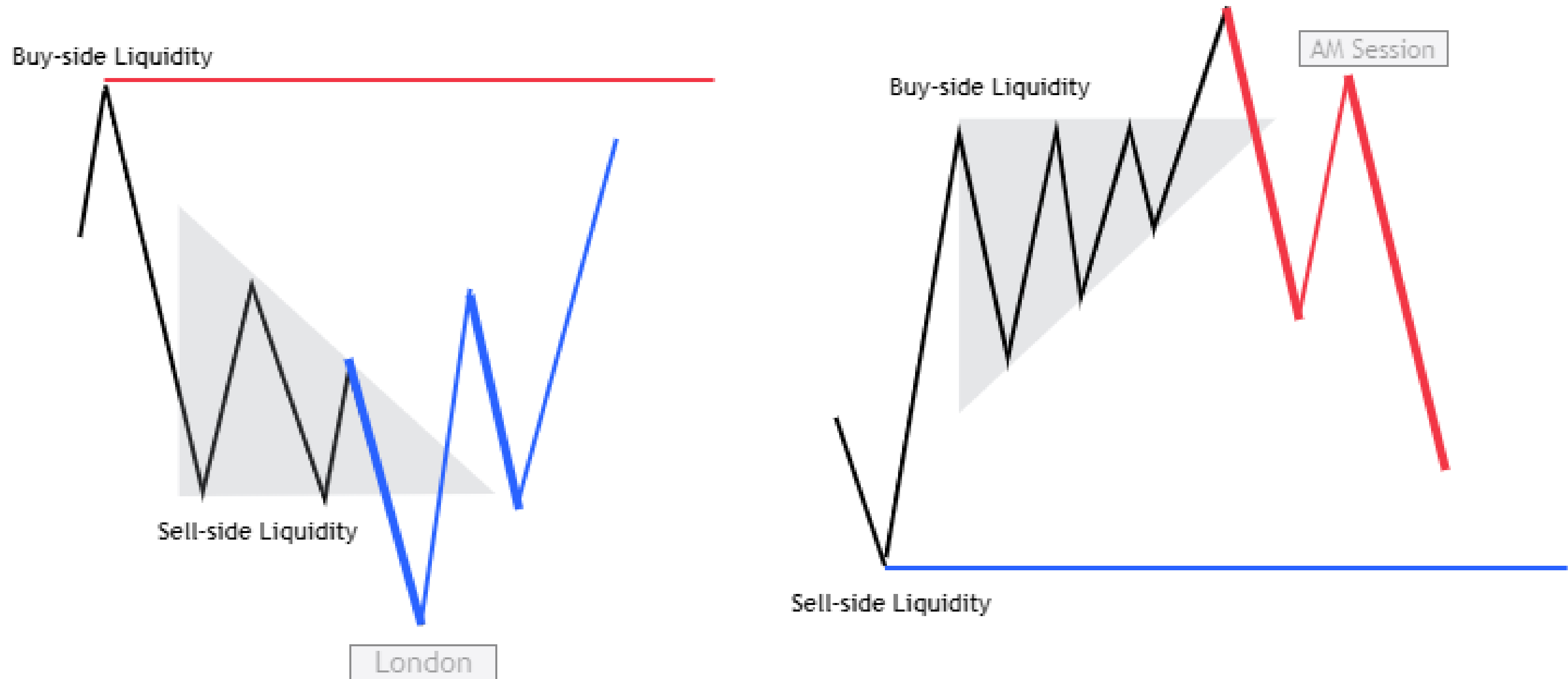
INTERBANK TRADERS ENTER **SHORT POSITIONS WHERE RETAIL ENTER **LONG** POSITIONS**

HOW INTERBANK TRADERS INTERNALIZE PRICE DELIVERY
INSIDE THE MIND OF AN INTERBANK TRADER AND HOW THEY VIEW PRICES



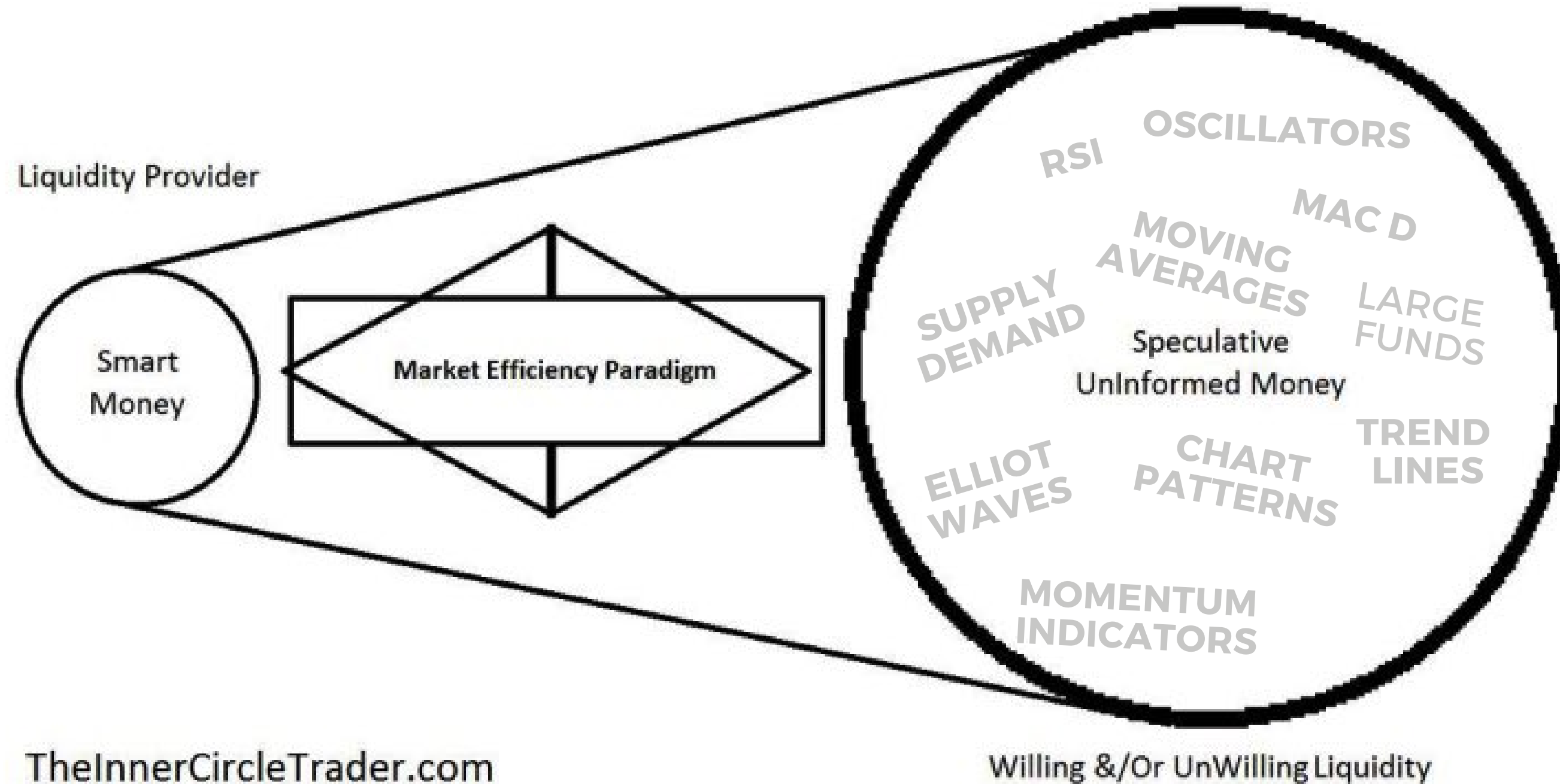
INTERBANK TRADERS ANTICIPATE PRICE TO SEEK OPPOSING LIQUIDITY

HOW INTERBANK TRADERS INTERNALIZE PRICE DELIVERY INSIDE THE MIND OF AN INTERBANK TRADER AND HOW THEY VIEW PRICES



INTERBANK TRADERS OPERATE WITHIN "TIME OF DAY" WHEN ENGAGING WITH PRICE.

SMART MONEY CANNIBALIZES THE UNINFORMED.



SMART MONEY (LIQUIDITY PROVIDERS) PROVIDES THE OPPORTUNITY FOR THE RETAIL UNIVERSE TO TRADE.
SMART MONEY ARE LOOKING ONLY FOR LIQUIDITY IN THE MARKET TO UTILIZE

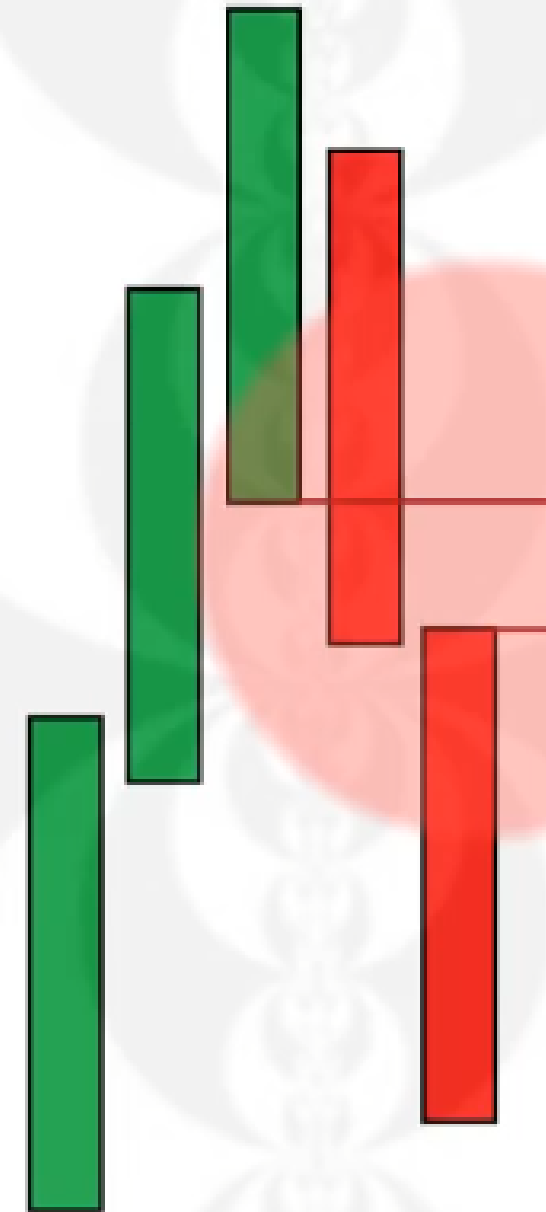
The ICT Fair Value Gap

The Bearish ICT Fair Value Gap

The Institutional Order Flow pattern is based on a Three Candle formation.

The optimal formation of the Bearish ICT Fair Value Gap, will be found after a run into Buyside Liquidity.

Typically found just above a single Price High or Multiple Price Highs in a relative basis. [Double Top]

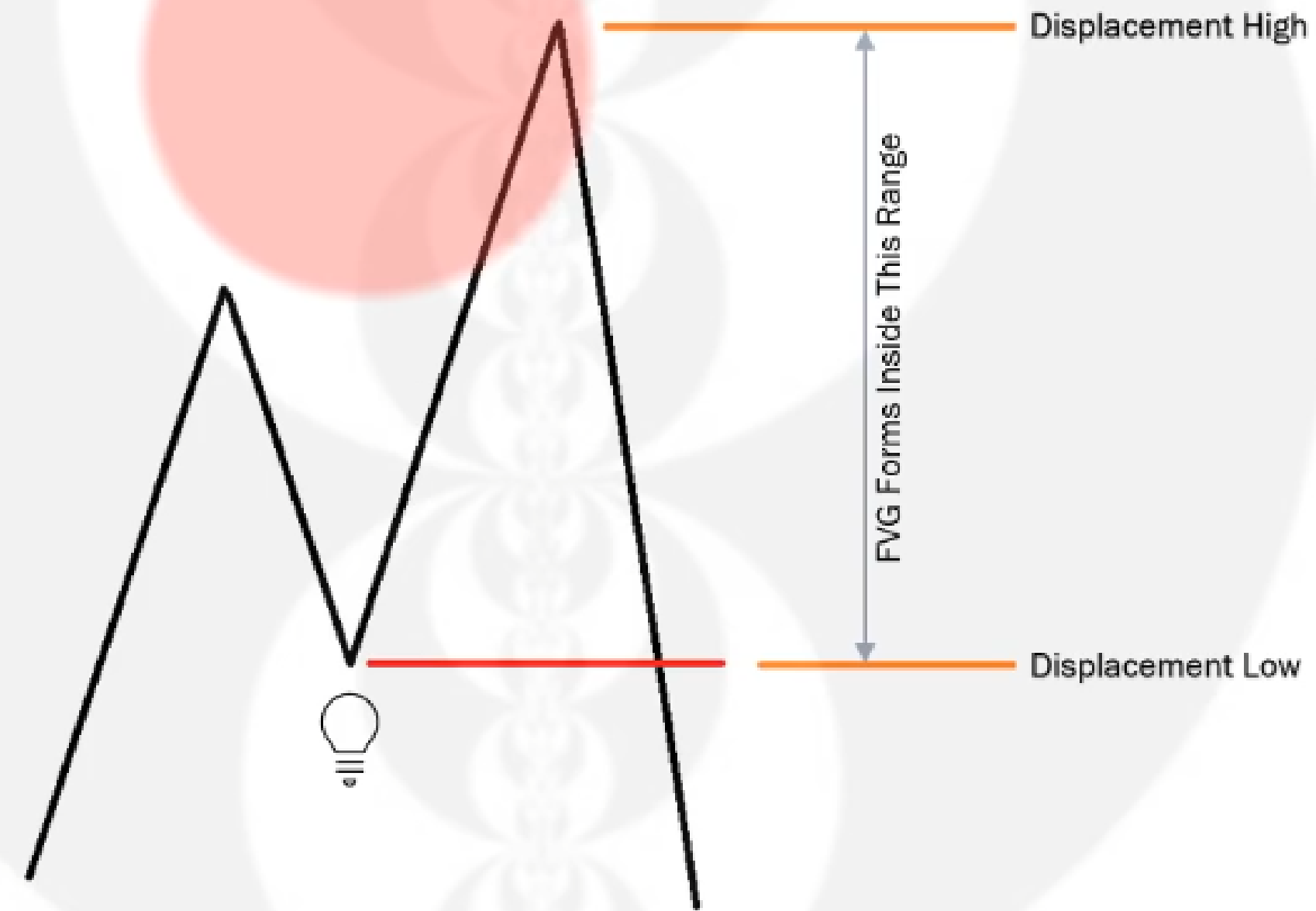


The Market Structure Shift

The Bearish Market Structure Shift

The market will see Price delivery a rally above an old High or Highs, then quickly shift lower.

Significance is placed on the term “quick” and with Displacement Lower. Not a small candle move lower or a wick only, after a candle close.



AT 8:30 AM WE ARE LOOKING FOR A STOP RUN TO OCCUR
Before 8:30 AM Look for a Potential Liquidity Pool for Price To Raid
We are looking at 8:30 AM due to the News Embargo Lifts

EQUITY MARKETS OPEN AT 9:30 AM.

THIS CREATES A SURGE IN VOLATILITY.

MANY TIMES THIS SURGE IN VOLATILITY CREATES A JUDAS SWING.

1 HOUR CHART CONTEXT AND FRAMEWORK

BraveheartFX published on TradingView.com, Mar 21, 2022 07:56 UTC-4



LIQUIDITY POOL PRIOR TO 8:30 AM STOP RUN INTO ORDERBLOCK

BraveheartFX published on TradingView.com, Mar 21, 2022 08:00 UTC-4

US100, 15, CURRENCYCOM O14404.6 H14409.5 L14401.1 C14408.3

1. USD 0

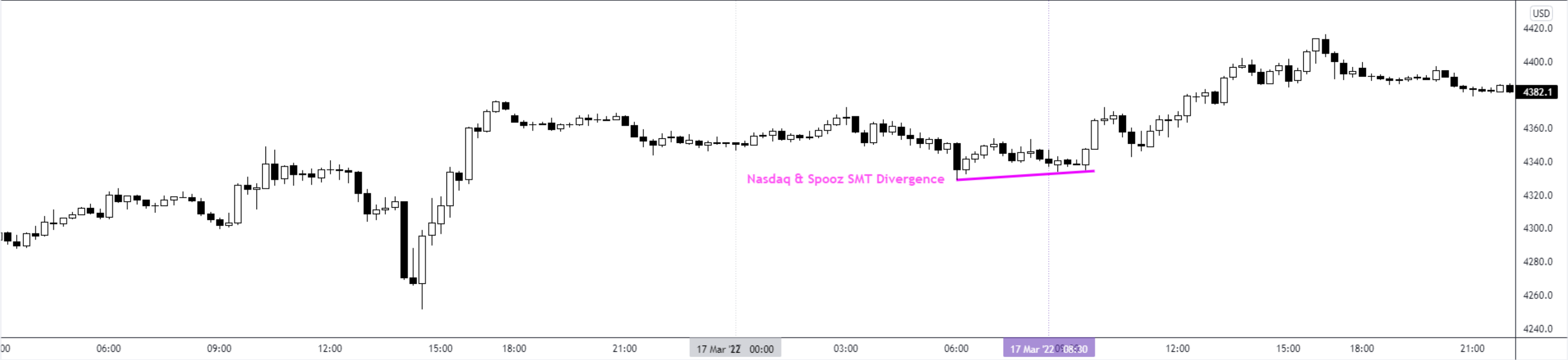
Previous Days High



SMT DIVERGENCE

BraveheartFX published on TradingView.com, Mar 21, 2022 08:01 UTC-4

US100, 15, CURRENCYCOM O14404.6 H14409.5 L14399.8 C14400.5



IF A STOP RUN OCCURS, THIS SETS UP A POTENTIAL TRADE.

WE ARE WAITING FOR A **MS SHIFT**, THEN A **FVG** FOR ENTRY.

WE ARE LOOKING FOR 5,4,3,2,1 MINUTE TIME FRAMES, FOLLOWING A TOP-DOWN APPROACH.

IF YOU DO NOT GET YOUR ANTICIPATED STOP RUN, YOU DO NOT HAVE A TRADE.

EXIT STRATEGY USING INTERNAL RANGE LIQUIDTY VS EXTERNAL RANGE LIQUIDITY

Mark out your the current Price Range for the Liquidity Matrix.

EXAMPLE:

If you are buying Long at a **discount**, you are looking for an FVG at a **premium**.

**THIS IS AN INTERNAL RANGE LIQUIDITY EXIT.
THIS IS WHERE YOU WANT TO TAKE A PARTIAL.**

After you have taken partials, you want to see if the market can reach Liquidity outside of a Premium.

**THIS IS AN EXTERNAL RANGE LIQUIDITY EXIT.
THIS IS WHERE YOU WANT TO CLOSE THE TRADE COMPLETELY.**

LIQUIDITY MATRIX

BraveheartFX published on TradingView.com, Mar 21, 2022 08:04 UTC-4

US100, 5, CURRENCYCOM O14404.6 H14409.5 L14397.3 C14399.8



INTERNAL RANGE LIQUIDITY EXIT

BraveheartFX published on TradingView.com, Mar 21, 2022 08:05 UTC-4

US100, 5, CURRENCYCOM O14399.0 H14399.0 L14398.1 C14398.4



EXTERNAL RANGE LIQUIDITY EXIT

BraveheartFX published on TradingView.com, Mar 21, 2022 08:06 UTC-4

US100, 5, CURRENCYCOM O14399.0 H14399.8 L14396.0 C14398.6

Previous
Days
High



9:30 VOLATILITY SURGE - STOP HUNT

BraveheartFX published on TradingView.com, Mar 21, 2022 08:07 UTC-4

US100, 1, CURRENCYCOM O14401.0 H14402.6 L14400.3 C14401.3



ENTRY

BraveheartFX published on TradingView.com, Mar 21, 2022 08:09 UTC-4

US100, 1, CURRENCYCOM O14398.9 H14401.4 L14396.8 C14397.8

Liquid
Extern USD

Fair Value Gap
Internal Range Liquidity Exit

MS
Shift

FVG

Liquidity
Pool

8:30 AM

17 Mar 2022 08:30

ENTRY

BraveheartFX published on TradingView.com, Mar 21, 2022 08:09 UTC-4

US100, 1, CURRENCYCOM O14398.2 H14399.4 L14397.0 C14398.6

Liquid
Extern USD

Fair Value Gap
Internal Range Liquidity Exit

MS
Shift

FVG

Liquidity
Pool

8:30 AM

17 Mar 2022 08:30

**MORE EXAMPLES:
NASDAQ, MONDAY 18 2022**

US100, 1h, CURRENCYCOM O14404.6 H14409.5 L14363.6 C14371.0



US100, 1h, CURRENCYCOM O14404.6 H14409.5 L14363.6 C14377.8



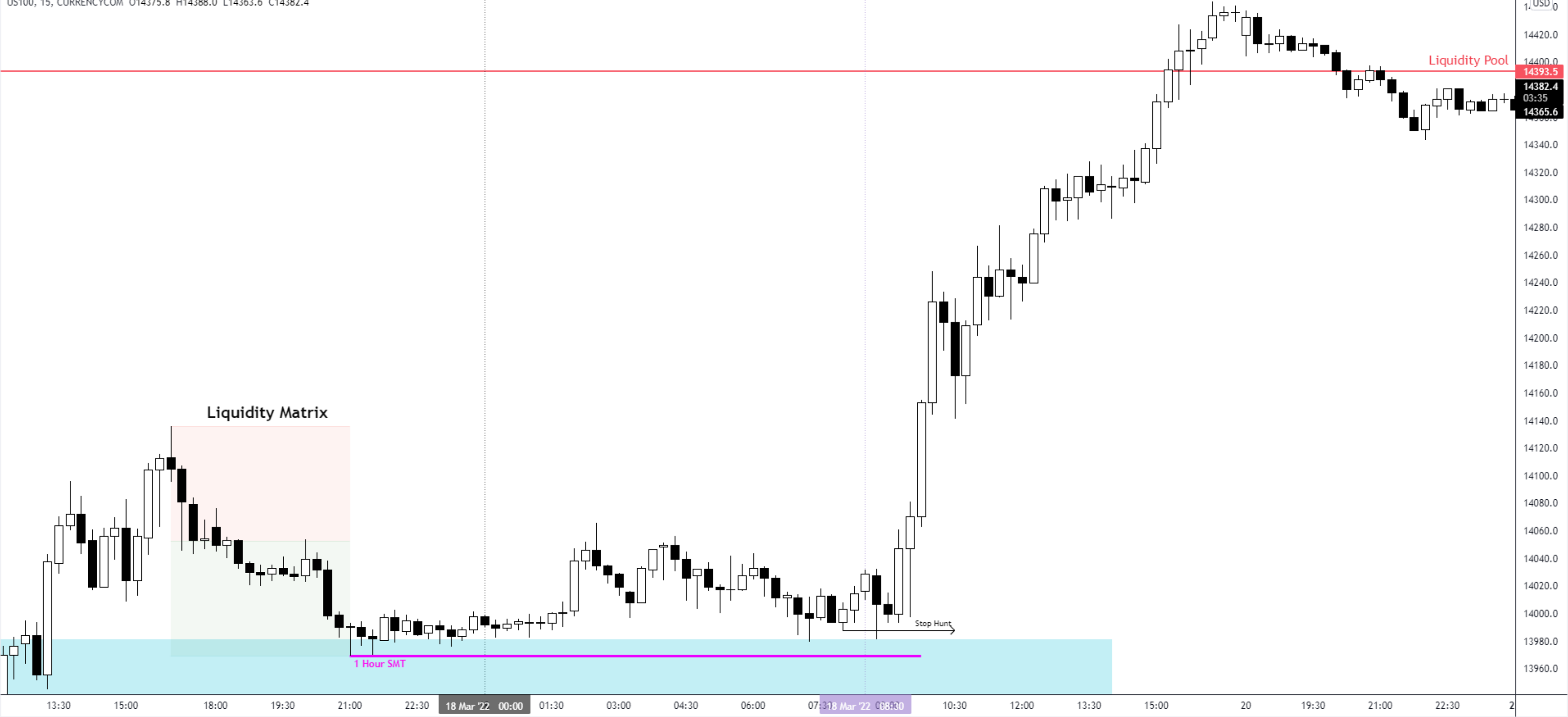
US100, 15, CURRENCYCOM O14375.8 H14387.9 L14363.6 C14387.9



US100, 15, CURRENCYCOM O14375.8 H14388.0 L14363.6 C14384.8

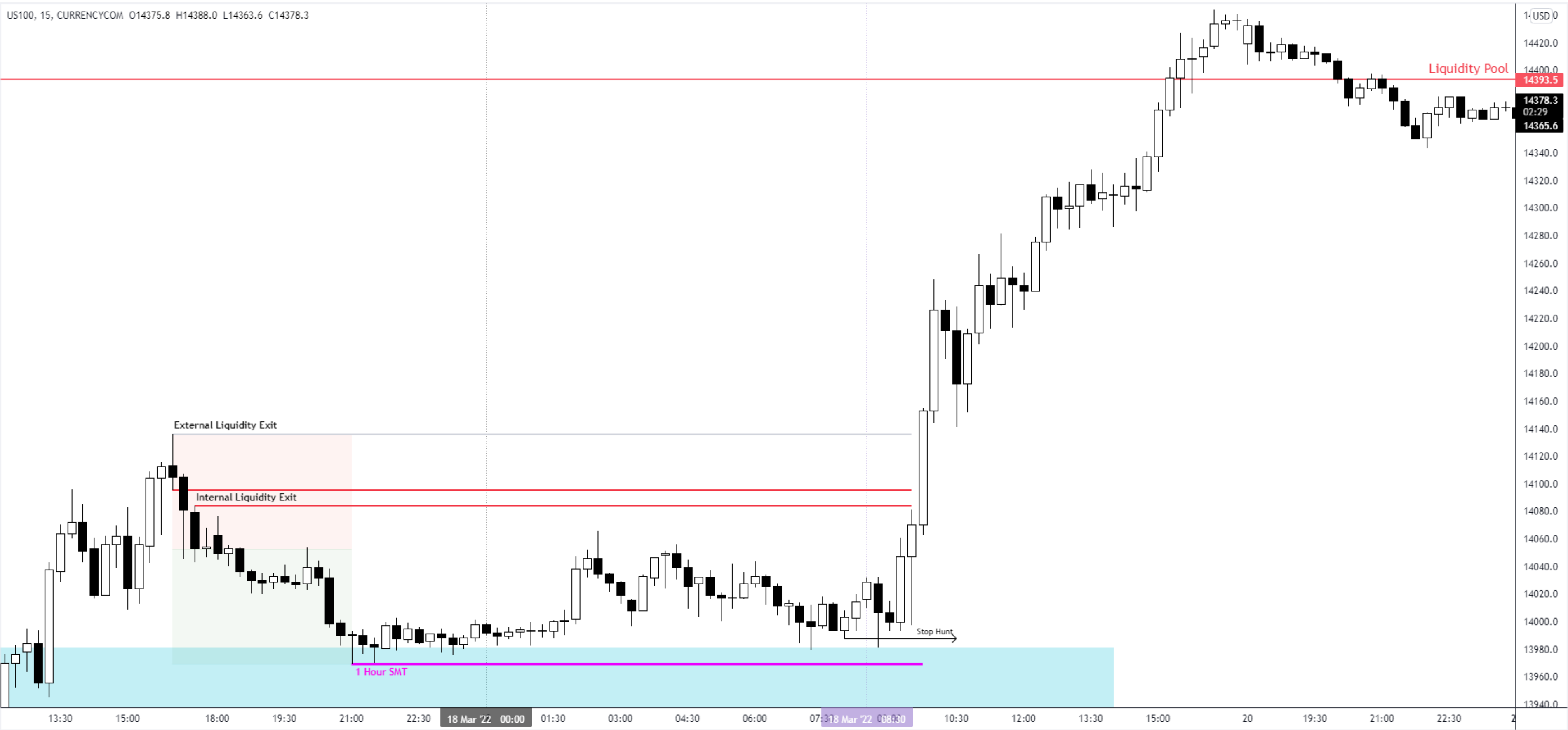


US100, 15, CURRENCYCOM O14375.8 H14388.0 L14363.6 C14382.4



1. USD	0
14420.0	
14400.0	
14393.5	
14382.4	
03:35	
14365.6	
14360.0	
14340.0	
14320.0	
14300.0	
14280.0	
14260.0	
14240.0	
14220.0	
14200.0	
14180.0	
14160.0	
14140.0	
14120.0	
14100.0	
14080.0	
14060.0	
14040.0	
14020.0	
14000.0	
13980.0	
13960.0	

US100, 15, CURRENCYCOM O14375.8 H14388.0 L14363.6 C14378.3



1 USD 0
14420.0
14400.0
14393.5
14378.3
02:29
14365.6
14340.0
14320.0
14300.0
14280.0
14260.0
14240.0
14220.0
14200.0
14180.0
14160.0
14140.0
14120.0
14100.0
14080.0
14060.0
14040.0
14020.0
14000.0
13980.0
13960.0
13940.0

US100, 1, CURRENCYCOM O14369.8 H14371.0 L14369.3 C14370.3



US100, 1, CURRENCYCOM O14363.9 H14365.2 L14361.2 C14363.2



US100, 1, CURRENCYCOM O14366.1 H14366.4 L14363.8 C14364.4

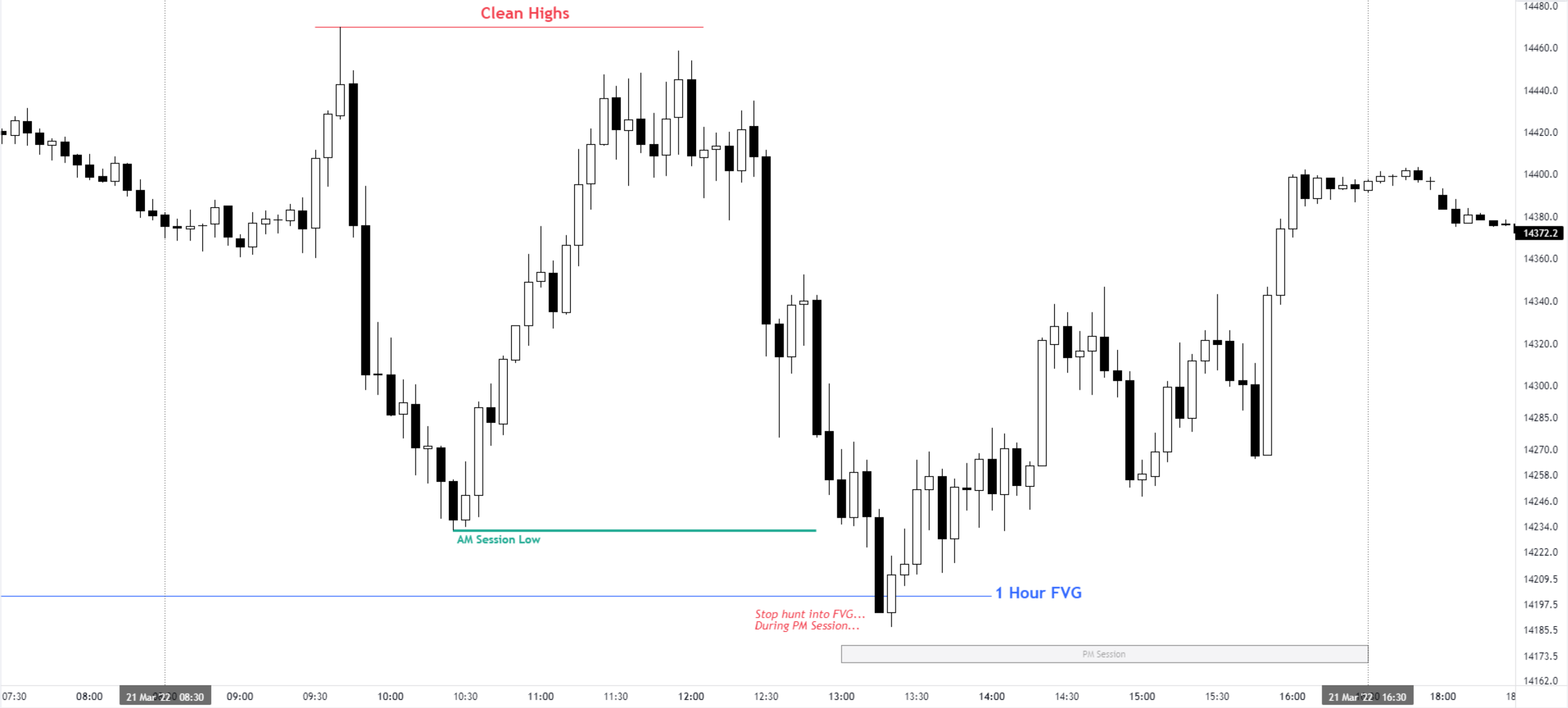


**MORE EXAMPLES:
NASDAQ, MONDAY 21 2022**

US 100, 1h, CURRENCYCOM O14547.6 H14547.6 L14532.8 C14536.1



US 100, 5, CURRENCYCOM O14523.4 H14523.4 L14514.1 C14517.7



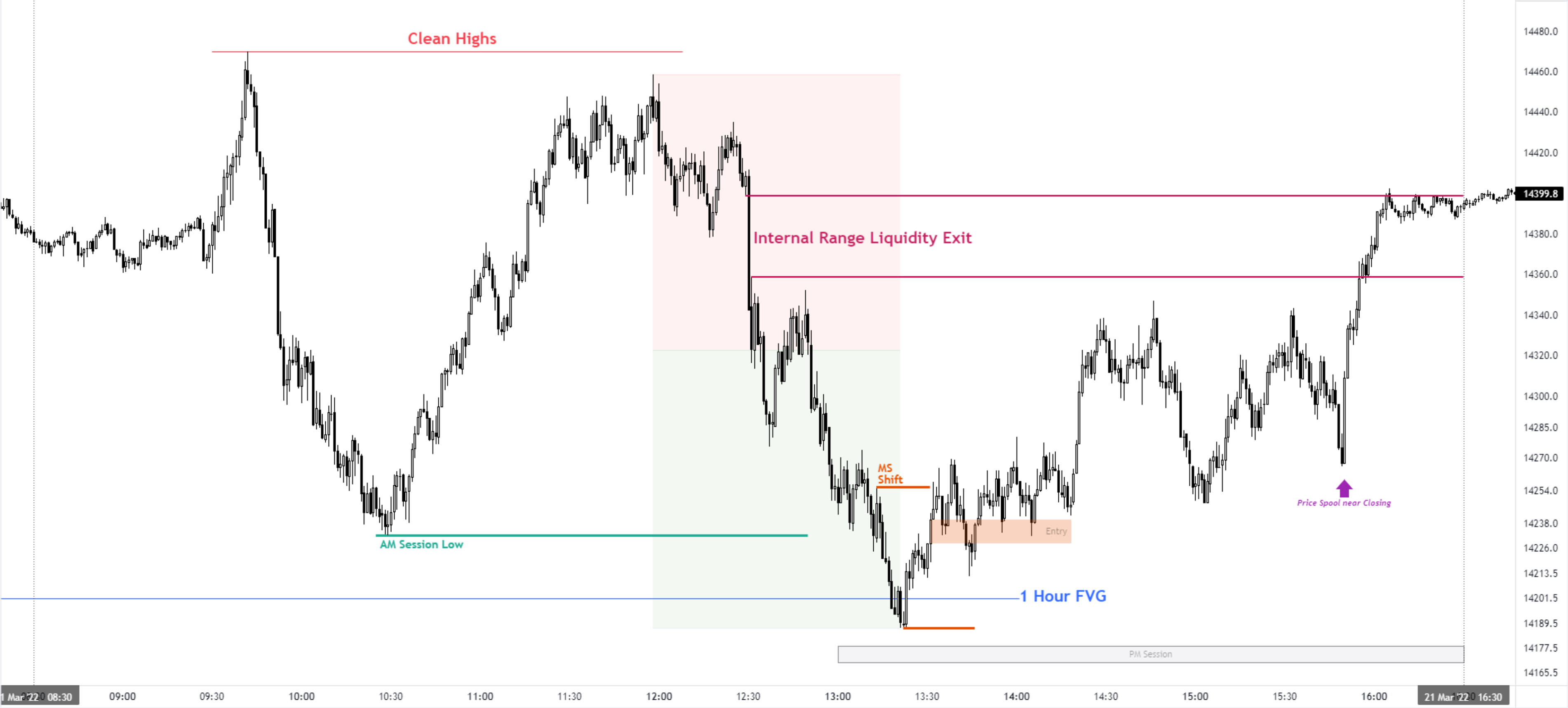
US 100, 1, CURRENCYCOM O14522.2 H14523.5 L14519.6 C14520.1



US 100, 1, CURRENCYCOM O14523.7 H14523.7 L14521.4 C14521.7



US 100, 1, CURRENCYCOM O14521.6 H14521.7 L14517.9 C14519.7



US 100, 1, CURRENCYCOM O14520.5 H14522.7 L14518.3 C14520.1



**MORE EXAMPLES:
SP500, MONDAY 21 2022**

S&P 500, 15, CURRENCYCOM O4477.2 H4478.0 L4474.2 C4477.7



S&P 500, 5, CURRENCYCOM O4477.2 H4478.7 L4474.2 C4477.7



S&P 500, 5, CURRENCYCOM O4478.0 H4478.5 L4476.4 C4477.4



S&P 500, 5, CURRENCYCOM O4478.0 H4478.5 L4476.4 C4477.7



WAS THIS HELPFUL?

Take the next step.

FOLLOW OUR JOURNEY PROVIDING VIDEO CONTENT FOR THE TRADING MARKET.

Our YouTube channel looks at a broad range of subjects including Trading Motivation, Trading Lifestyle, Trading Educational Content, Podcasts with various experts and much more.

[CLICK HERE TO SUBSCRIBE](#)

Join my newsletter.

YOUR ULTIMATE ONE-STOP NEWSLETTER TO ACHIEVE TRADING GREATNESS.

Weekly emails on self-improvement, mindset, psychology, trading skills, business, and more.

No spam, no bullshit. 100% privacy.

Your e-mail will never be shared with anyone.

[CLICK HERE TO SIGN UP](#)

BRAVEHEART TRADING

Dedicated to Freedom and for Reaching Your Full Trading Potential.

