

- [Post 32,097](#)
- [Cleanup](#)
- [Quote](#)

• Oct 11, 2019 2:15pm



• [Davit](#)

• Joined Feb 2012 | Status: Member | [19,047 Posts](#)

Hi guys I am happy to see this thread not dying. Lot went through in my personal life and prefer keeping it private. Will get back to your PM's there are lots of them

I am involving as a trader and one thing I noticed more and more about the markets how much fundamentals play a part and which solidified my convictions that What I am doing Pivots and News fundies PA are solid combinations.

Had a great day today 3400 and whole Oct Sept was great as well. Below todays trades and this weeks. I hit EA hard was in a range and I love range. Keep it green 🏃💰

Market is waiting results of news on trade talks .**Should talks fail** expect all commodity pairs get their noses blooded up specially AUD then some NZD and less CAD and EA could go north over 100pips. Keep it in your mind trade talks are going now.

Attached Images (click to enlarge)

Symbol	Trades	Buys	Sells	Lots	Buy Lots	Sell Lots	Profit	Loss	Nett P/L	Nett PIPs
EURAUD	35	0	35	10.30	0.00	10.30	2559.19	0.00	2559.19	1292.60
USDCAD	26	0	26	5.10	0.00	5.10	1457.70	-52.99	1404.71	1026.00
EURGBP	9	0	9	3.20	0.00	3.20	271.22	-46.44	224.78	59.30
CADJPY	9	9	0	2.70	2.70	0.00	212.26	0.00	212.26	75.70
	79	9	70	21.30	2.70	18.60	4500.37	-99.43	4400.94	2453.60
Report from 2019.10.01 until 2019.10.11									CLOSED trades	

- [Cleanup](#)
- [Quote](#)

• Oct 11, 2019 2:59pm



• [Davit](#)

- [Joined Feb 2012](#) | [Status: Member](#) | [19,047 Posts](#)

[Quoting kingdomk](#)

{quote} Hope everything in your private life is okay now our good friend! We've missed you dearly Davit!! Welcome back!! And i'm super excited to look forward to your posts again. Just an ask - how did you gauge trade talks would affect commodity pairs as opposed to the majors EUR USD GBP etc.

thanks friend.👍🍷 Its a good question.China is the main trading partners of Australia and New Zealand hence they get effected most.AUD sells almost all their iron ore to China therefore its impact is immediate. NZD is effected as well but slightly less so then AUD
Regards

Having said this all Yen pairs are over stretched but staying clear of them now.Trade talks stall Yen gets bought heavy if successful talks Yen continues to depreciate cross all pairs.

Love to see NJ CJ drop so I can buy with plus swap.

- [Post 32,102](#)

- [Cleanup](#)

- [Quote](#)

- Oct 11, 2019 3:15pm

-  [Davit](#)

- [Joined Feb 2012](#) | [Status: Member](#) | [19,047 Posts](#)

Try guys having a feel for possible trades for next week.Mark them and keep it in your focus.You only need 1 or 2 great trades to hit weekly goal.

NC AC are in my focus. After stellar CAD data CAD is still strong however should trade talks go well I anticipate AUD and NZD gaining over CAD.These are my thoughts just sharing EA hits 63 or 6280 its in my sell zone....That's something to be aware.Notice strong support at Pivot both AC and NC

That's classic range situation.

Attached Images (click to enlarge)



- [Post 32,108](#)
- [Cleanup](#)
- [Quote](#)
- Oct 12, 2019 6:28am | Edited at 6:42am



[Davit](#)

• Joined Feb 2012 | Status: Member | [19,047 Posts](#)

Hi guys. Weekend should be used to study the calendar map out possible trades and get ready for next week. Positive habits produce positive results.
If you find yourself just glancing the calendar and saying it to yourself "nahh not worth putting time" then you are cutting corners and your pencil tip is not sharp anymore. Its a job guys not a hobby.

After almost 8yrs of trading I can categorically say **markets are driven by fundamentals** and technicals (Pivots) helps mapping out the positions.
Its your job getting in sink with the market moves and for that its vital you keep it up with news events.
Its less about what MA crossed to what MA which line was more important then other. What indicator you got at the bottom of your chart. Almost all these are nonsense. **Keep your focus on the market**

• [Post 32,109](#)

• [Cleanup](#)

• [Quote](#)

• Oct 12, 2019 6:45am



[Davit](#)

• Joined Feb 2012 | Status: Member | [19,047 Posts](#)

[Quoting r61](#)

Calendar events for week two October I don't usually share my Calendar events here, I just write on paper and leave it close to the screen, I've been doing it for a year now. It may not be as good as what Davit does, I'm a work in progress. 🤔 Mon USD Fed Chair Powell speaks He has 3 speeches this week. Let's see if he give some hint about further rate cuts. The Fed meets Oct 28-29 to consider a third rate cut. The NFP data reveals underlying strength in...

nice work keep it up

• [Post 32,110](#)

• [Cleanup](#)

• [Quote](#)

• Oct 12, 2019 6:49am



[Davit](#)

• Joined Feb 2012 | Status: Member | [19,047 Posts](#)

After partial positive trade talks AUD and NZD should gain next week. I kept some EA shorts still running. AC NC is in my focus.

- [Post 32,111](#)
- [Cleanup](#)
- [Quote](#)
- Oct 12, 2019 7:15pm



• [Davit](#)

• Joined Feb 2012 | Status: Member | [19,047 Posts](#)

Calendar events for next week

Notes to self

Judging number of red news on commodity pairs and China emphases and focus on them.

Monday

AUD Monetary Policy Meeting Minutes-Based on recent decent to positive data on AUD I anticipate more positive outlook specially Trump's recent small progress on Trade issues with China hence positive is what I am looking forward for the report to be.

Notes to self /Trading ideas AC long

Tues

GBP BOE Gov Carney Speaks -seized to be a news lately however **Average Earnings Index 3m/y better then 4%** would be great

Notes to self-After rabid sell off of EG I am anticipating a reaction to north and then may consider shorting.GBP still can dive down should talks fail to produce result on Brexit and that's a real possibility therefore its important to stay clear of GBP unless it gets pushed to extremes.

CNY New Loans green here is good for AUD NZD

NZD-CPI q/q market expects no change however green here would be great NC long could be a play.

Weds (big CAD day !!)

GBP-CPI y/y 1.8% 1.7% wait and see here.

CAD CPI m/m -0.3% -0.1%

Not looking good here.Notes to self Market is always ahead of news release hence CAD sell off could start earlier week. UC back to 3250+is very doable even higher and may provide another sell opportunity.

USD Core Retail Sales m/m Retail Sales m/m

They could cancel each other one positive one negative.Market is forecasting this possibility

AUD Employment Change/Unemployment Rate

Negative here has bigger impact on AUD however positive here will surely press it higher.

Notes to self may close AUD trades before this event if any.

Thurs

GBP Retail Sales m/m -0.1% -0.2 wait and see

USD Philly Fed Manufacturing Index 7.3 12.0

Not looking good here for USD which could propel more sell off of USD considering Feds rate cut is looming.

USD Crude Oil Inventories red here is good for CAD and Crude

While this is a US indicator, it most affects the loonie due to Canada's sizable energy sector

CNY GDP q/y 6.1% 6.2% most likely a none event

Friday none event day which could potentially be big sell off day considering which currency gets the boot during the week hence what may have happened say Thurs could continue on Friday.

Stay green and make boatload of cash! 💰💰💰💰💰 🍀

- [Post 32,117](#)

- [Cleanup](#)

- [Quote](#)

- Oct 13, 2019 7:53pm



- [Davit](#)

- Joined Feb 2012 | Status: Member | [19,047 Posts](#)

Hi guys looking forward to make 💰💰💰💰

Be positive and dont let losers drag you down.Lots of speculations about my account.I had to take losses to cut the DD rebounded and doing well in fact increased my lot positions to average 3 to 4 that 30-40 a pip and you cant do that with account not sufficiently funded or close to"busted out"

good trader takes care of business and that's what I do.Losses need elimination will be eliminated winners will be taken in short sound trading as how it should be.

Cheers 🍀🍀

- [Post 32,118](#)

- [Cleanup](#)

- [Quote](#)

- Oct 13, 2019 8:00pm



- [Davit](#)

- Joined Feb 2012 | Status: Member | [19,047 Posts](#)

I said Friday I let some EA run and doing well up 400 but holding this below 62

Attached Image (click to enlarge)



- [Post 32,119](#)
- [Cleanup](#)
- [Quote](#)

• Oct 13, 2019 8:03pm



• [Davit](#)

• Joined Feb 2012 | Status: Member | [19,047 Posts](#)

long AC after almost 90pip drop I anticipate correction possible above 90
This trade is based on my own analyses of the calendar.

Attached Image (click to enlarge)



- [Post 32,120](#)
- [Cleanup](#)
- [Quote](#)

- Oct 13, 2019 8:08pm

Davit

- Joined Feb 2012 | Status: Member | [19,047 Posts](#)

To purest there is strong weekly rejected candle on AC
AUD may not move much until Monday Minutes but I like to be in now.

Attached Image (click to enlarge)



- [Post 32,125](#)
- [Cleanup](#)
- [Quote](#)
- Oct 14, 2019 12:38pm



[Davit](#)

- Joined Feb 2012 | Status: Member | [19,085 Posts](#)

Hi guys positions got overrun by overnight news on China but recovering now and should be profitable soon. Part of trading experience comes from when to fold and when to hold. Perhaps due to holiday thin liquidity and China wanting to go over phase 1 deal EA shot up swing high but getting to where its manageable and close to turning profitable.

Its always easy after the fact but live trading requires balls 😊

Not going to scold myself for the market's moves that's trading and at times does not go where you want right away but patience persistence pays off.

added more positions on AC and EA after Monetary Policy Meeting Minutes tonight I anticipate stronger AUD

- [Post 32,130](#)

- [Cleanup](#)
- [Quote](#)

• Oct 14, 2019 10:32pm | Edited at 10:56pm



• [Davit](#)

• Joined Feb 2012 | Status: Member | [19,085 Posts](#)

closed EN💰🍷👍 rest of my trades need more time. AC and EA in profit but baby profits....sort of unripe fruit...needs more sun😊

Attached Image (click to enlarge)

Svmbol	Trades	Buvs	Sells	Lots	Buy Lots	Sell Lots	Profit	Loss	Nett P/L	Nett PIPs
EURNZD	10	0	10	2.00	0.00	2.00	533.26	0.00	533.26	422.30
NZDCAD	7	7	0	1.40	1.40	0.00	24.19	0.00	24.19	16.00
	17	7	10	3.40	1.40	2.00	557.45	0.00	557.45	438.30

- [Post 32,136](#)
- [Cleanup](#)
- [Quote](#)

• Oct 15, 2019 2:52pm



• [Davit](#)

• Joined Feb 2012 | Status: Member | [19,085 Posts](#)

Hi guys

Looks like what I formulated beginning of the week new unexpected news threw it to disarray -China wanting to talk on phase 1, Now Brexit rumor close to deal etc.

I am sorry that I may have persuaded you to trade my trades.Fact is nobody knows the future..(that's including me).Its just probabilities.

AC and EA are still winnable IMO and the week is young.Dont know what else to say...I am holding my trades.

NZD CPI q/q coming up green here will boost AUD as well. I have been in this exact situation so many times that it hardly fazes me.It is part of trading that is **waiting**

- [Post 32,148](#)
- [Cleanup](#)
- [Quote](#)

• Oct 16, 2019 9:33pm



[Davit](#)

Joined Feb 2012 | Status: Member | [19,085 Posts](#)

Nice green unemployment 🎪🚲💰 on AUD
Great!

8 k gain of equity 💰 Patience !patience

Very likely Brexit talks fail and Euro crashes lower along with Pound
EN and EA basically are dangling up on thin branches

[Post 32,157](#)

[Cleanup](#)

[Quote](#)

Oct 17, 2019 1:06pm



[Davit](#)

Joined Feb 2012 | Status: Member | [19,085 Posts](#)

Hi guys closed my AC at 8994 may reload waiting it to drop
very nice gain 💰🍷💰💰💰💰

Attached Image (click to enlarge)

Symbol	Trades	Buys	Sells	Lots	Buy Lots	Sell Lots	Profit	Loss	Nett P/L	Nett PIPs
AUDCAD	20	20	0	5.60	5.60	0.00	1437.93	0.00	1437.93	719.90
	20	20	0	5.60	5.60	0.00	1437.93	0.00	1437.93	719.90

[Post 32,158](#)

[Cleanup](#)

[Quote](#)

Oct 17, 2019 1:16pm



[Davit](#)

Joined Feb 2012 | Status: Member | [19,085 Posts](#)

EN in decent profit but holding 75 should break to 74 soon

After storm no power had to call fire dept to pump the water out from basement luckily
my furnace and gas heater got saved. Already lost both once.

- [Post 32,162](#)

- [Cleanup](#)

- [Quote](#)

- Oct 17, 2019 2:03pm



- [Davit](#)

- Joined Feb 2012 | Status: Member | [19,085 Posts](#)

[Quoting DiamondMiner](#)

{quote} Davit, Yes I closed AC +\$105 and then Bagged a bunch of small ones off of EN see pic.
{image} In my learning with this method of yours I am comfortable making about 35 Pips. I know they are small potatoes to some but in the end I am sharpening my learning curve with every trade. P

Just divide your gain into \$15hr average job rate then feel good that you did that by simply pressing a button.

I already made more then 2x my weekly pay of my job by 1 trade in single day without much stress. Love trading💰🍺 Good job keep hammering

Once you feel the market pulse better then you can increase size of your orders...

- [Post 32,163](#)

- [Cleanup](#)

- [Quote](#)

- Oct 17, 2019 3:14pm



- [Davit](#)

- Joined Feb 2012 | Status: Member | [19,085 Posts](#)

EU is topping and shall fall soon and Euro crosses gain

Attached Image (click to enlarge)



- [Post 32,165](#)
- [Cleanup](#)
- [Quote](#)

• Oct 17, 2019 8:14pm



[Davit](#)

• Joined Feb 2012 | Status: Member | [19,085 Posts](#)

Spent some time going over the threads reading some posts and same issues problems facing even traders with years of experience wondering why they got stopped out? When they obeyed all their indicators candles etc and **ZERO knowledge about events shaping price every day.** This alone is staggeringly stupid to trade the markets believing in indicators instead of watching news, events that really effect Price.
Market DOES not know about your little stupid wiggly lines but does know at 8.30am there is Philly Fed Manufacturing Index which printed red hence USD sell off.
Please guys pay attention to where it counts! **Market does not know you exist but you should know that IT EXISTS**

- [Post 32,166](#)
- [Cleanup](#)
- [Quote](#)

• Oct 17, 2019 8:17pm | Edited at 8:30pm



[Davit](#)

Joined Feb 2012 | Status: Member | [19,085 Posts](#)

10pm Red Event on China should it print red expect AUD and NZD to take short lasting spikes down and maybe create opportunity to reload AC maybe NC longs at better prices.
The reason I insist on calendar analyses so you develop intuitive feel how events shape price and be on the forefront instead of being in ignorance which rarely pays off.
You can plan your trades.Example I like to go long AC now but wont take it now because I know China data coming at 10pm hence I am waiting out.With trades issues I anticipate red data and may enter my plan trades at whole lot better prices.This is the planning I am talking about and has NOTHING to do with candles or indicators its pure rational analyses.

On the flip side should it print green that would be great on my EN and EA shorts

Attached Image (click to enlarge)

10:00pm	CNY	■	GDP q/y		6.1%	6.2%
---------	-----	---	---------	--	------	------

[Post 32,168](#)

[Cleanup](#)

[Quote](#)

Oct 17, 2019 8:54pm



[Davit](#)

Joined Feb 2012 | Status: Member | [19,085 Posts](#)

[Quoting Romanov102](#)

{quote} The market doesn't care whether you're short or long. It's emotionless and will do whatever it wants. What we're doing here are SWAG's as Lan Turner calls them. (Scientific Wild Ass Guesses) hopefully by combining technical and fundamental analysis we get it right half the time or better. My average in over a 1,000 fx trades has been 2/3 of the time I'm right. The 1/3 of the time I'm wrong I just rack that up to the cost of doing business. If you had a bricks and mortar business you'd have all kinds of expenditures. rent, property tax, utilities,...

Great post.Obviously there are lot of ways to skin a cat but in most cases you must have a sharp knife.Not saying my approach is the best or only way to trade.Hardly the case but I am acutely aware after years of watching price certain knowledge is gained.Market is driven by fundamentals and **this must be a starting point.**

My 19yr son opened a 2k forex account and yesterday lost 1200 in 1 trade.I asked him why he said he had 1 lot sell order on EU at 1030

Wrong size order,Wrong fundamentals(he should of looking to buy not sell) but he refused to listen to me earlier when I tried to advise so I let him experience some pain...he did not ask my advise he thought "he figured out already" lol even my son acts like typical arrogant new trader who thinks they got it all worked out.Well nothing comes cheap I guess even lessons costs... I paid my dues...

[Post 32,169](#)

[Cleanup](#)

- [Quote](#)

- Oct 17, 2019 9:27pm



[Davit](#)

- Joined Feb 2012 | Status: Member | [19,085 Posts](#)

Nice moves on EN 💰🚴

- [Post 32,170](#)

- [Cleanup](#)

- [Quote](#)

- Oct 17, 2019 9:57pm



[Davit](#)

- Joined Feb 2012 | Status: Member | [19,085 Posts](#)

Closed EN very nice gain 💰🚴🍺💰🚴. Total gain today

Attached Image (click to enlarge)

Symbol	Trades	Buys	Sells	Lots	Buy Lots	Sell Lots	Profit	Loss	Nett P/L	Nett PIPs
EURNZD	7	0	7	2.80	0.00	2.80	1460.83	0.00	1460.83	597.20
AUDCAD	20	20	0	5.60	5.60	0.00	1437.93	0.00	1437.93	719.90
	27	20	7	8.40	5.60	2.80	2898.76	0.00	2898.76	1317.10

- [Post 32,172](#)

- [Cleanup](#)

- [Quote](#)

- Oct 17, 2019 9:59pm



[Davit](#)

- Joined Feb 2012 | Status: Member | [19,085 Posts](#)

Month of Oct so far 💰🍺🚴🚴🚴🚴🚴🚴

Funny part people used to scold me that I had thousands of pips and not much money gain....(criticism not based on merit)Well folks its other way around.More money less pips! 😊👊
Patience! First we go slow then we run!!

Attached Image (click to enlarge)

Symbol	Trades	Buvs	Sells	Lots	Buy Lots	Sell Lots	Profit	Loss	Nett P/L	Nett PIPs
EURNZD	17	0	17	4.80	0.00	4.80	1994.09	0.00	1994.09	1019.50
AUDCAD	20	20	0	5.60	5.60	0.00	1437.93	0.00	1437.93	719.90
NZDCAD	7	7	0	1.40	1.40	0.00	24.19	0.00	24.19	16.00
EURAUD	41	0	41	12.10	0.00	12.10	2846.87	0.00	2846.87	1438.70
USDCAD	26	0	26	5.10	0.00	5.10	1457.70	-52.99	1404.71	1026.00
EURGBP	9	0	9	3.20	0.00	3.20	271.22	-46.44	224.78	59.30
CADJPY	9	9	0	2.70	2.70	0.00	212.26	0.00	212.26	75.70
NZDJPY	8	8	0	3.20	3.20	0.00	543.27	0.00	543.27	144.30
NZDUSD	4	4	0	2.00	2.00	0.00	274.50	0.00	274.50	54.90
EURUSD	19	19	0	3.50	3.50	0.00	370.10	-66.40	303.70	237.70
EURCAD	15	15	0	1.50	1.50	0.00	156.73	0.00	156.73	208.00
	175	82	93	45.10	19.90	25.20	9588.86	-165.83	9423.03	5000.00

[Post 32,173](#)

- [Cleanup](#)
- [Quote](#)
- Oct 17, 2019 10:00pm



Davit

- Joined Feb 2012 | Status: Member | [19,085 Posts](#)

Quoting Cryptosurf

{quote} Yeah Kiwi is still on a raging ripper since yesterday, so opposite pairs are bleeding nicely.

May drop after possible red China data tonight thus creating new opportunities 📈

- [Post 32,174](#)
- [Cleanup](#)
- [Quote](#)

- Oct 17, 2019 10:06pm



Davit

- Joined Feb 2012 | Status: Member | [19,085 Posts](#)

EA turn to go south!🚴🚴🚴🚴🚴🚴🚴🚴

- [Post 32,176](#)
- [Cleanup](#)
- [Quote](#)

- Oct 17, 2019 10:11pm



[Davit](#)

• Joined Feb 2012 | Status: Member | [19,085 Posts](#)

[Quoting Romanov102](#)

{quote} Nice! EN's pricey for me \$750 in margin per 10K with my Canadian account. I managed to reopen my Australian account I have one hiccup with it though. I opened it with a UK address and they'll only let me fund it from the UK. It's an obstacle to get a bank account opened without actually physically being there. I haven't found an economical way to open an account there yet. I do have some options but so far they come with crazy prices, high monthly fees and demands that I deposit over 1 K every month. probably easier to live with high margin....

Yes its pricey and GBP pairs specially crosses lucky I have no interest on GBP crosses too wild for my taste. Still love commodity pairs they are my milk and honey pay the bills currencies. Hope you sort it out🏈

• [Post 32,179](#)

• [Cleanup](#)

• [Quote](#)

• Oct 18, 2019 6:46am



[Davit](#)

• Joined Feb 2012 | Status: Member | [19,085 Posts](#)

[Quoting Swede](#)

{quote} And all 1 standard lot AFTER London Close and ADR in red.....oscillation trades based on failure at R78/...trade duration from 20 minutes to 1 hour. Also, Diamond miner taught me a bit about Gann levels...that helped for certain, but Pivots and ADR led the way...along with the exhaustion of GBP London traders....for new ones I urge you to really get to know your favorite currency..how it acts at certain times of the day....and all the false breakouts and spikes that market makers dish out every day... think im going to sleep for two days...

Great job there🍷💰👍🚴

I would advise not having position over the weekend on GBP for obvious reasons.

Continue on💰💰💰💰

• [Post 32,181](#)

• [Cleanup](#)

• [Quote](#)

• Oct 18, 2019 7:13am



[Davit](#)

Joined Feb 2012 | Status: Member | [19,085 Posts](#)

Probabilities of UK weakening after Brexit is great and despite of Gov Ramsden "rate will increase on table" is hollow vessel

Reality is we are heading global slow down already AUD NZD cut rates and Feds will follow then BOC joining the party..BOJ essentially running out of options and may go even deeper negative rate to keep the Yen cheap.Future is printing money...

Very high probability GBP crashes down again IMO

[Attached Image \(click to enlarge\)](#)

News / Hottest Stories



BoE Ramsden: A Smooth Brexit Outcome Would Put Rate Increases On The Table

From @LiveSquawk | 4 hr ago | 4 comments

tweet at 2:03am: BoE Dep Gov Ramsden: A Smooth Brexit Outcome Would Put Rate Increases On The Table -We Are Seeing Domestic Inflation Pressures Building -Hike Framing Of 'Limited And Gradual' Is Reasonable

tweet at 2:06am: BANK OF ENGLAND'S RAMSDEN



UK Blackford: Party will vote against the Brexit deal tomorrow

From @SkyNewsBreak | 2 hr 22 min ago | 7 comments

tweet at 3:37am: SNP Westminster leader Ian Blackford has told Sky News that the party will vote against the Brexit deal tomorrow because it is "bad for Scotland"



UK Donaldson: DUP will oppose Brexit deal 'as things stand'

From @smartiesalpha | 2 hr 42 min ago | 2 comments

tweet at 3:18am: *DONALDSON: DUP WILL OPPOSE BREXIT DEAL 'AS THINGS STAND'

[More](#)

- [Post 32,182](#)

- [Cleanup](#)

- [Quote](#)

- Oct 18, 2019 7:21am



[Davit](#)

- Joined Feb 2012 | Status: Member | [19,085 Posts](#)

"Combined with even weaker manufacturing and construction purchasing managers' indexes (PMI) earlier this week, **September's all-sector PMI sank to 48.8 from 49.7. This was its lowest since the month after the referendum decision to leave the EU in June 2016, and before that 2009.**

"Coming on the heels of a decline in the second quarter, [this] would mean the UK is facing a heightened risk of recession," said IHS Markit economist Chris Williamson. **A recession is normally defined as when an economy contracts over two consecutive quarters."**

<https://www.bbc.com/news/business-49919189>

Gov Ramsden is delusional.

Oct figures

Attached Image (click to enlarge)

GBP		GDP m/m		-0.1%	0.0%	0.4%
GBP		Manufacturing Production m/m		-0.7%	0.1%	0.4%

- [Post 32,184](#)

- [Cleanup](#)

- [Quote](#)

- Oct 18, 2019 7:51am



[Davit](#)

- Joined Feb 2012 | Status: Member | [19,085 Posts](#)

[Quoting Gmo](#)

NZDUSD An Interesting Juncture? NU has struck Resistance at R61? Is this Cryptosurf's Late Week Markup? It has been attacking R61 for better that 10-12 hours. I remain mindful that Consolidation Below Resistance is a Bullish sign! Of note:
visit <https://www.forexfactory.com/news/95...ottom-in-place> The Market will decide! {image}

Hi friend! Welcome back!

Its not just NU but AU EU as well and my thinking is **I rather let market push down on these and I'll buy the discounted prices** because USD has been dominating for long time and after softer data US economy is showing cracks and Feds seem more open

to cut rates. When you put everything together its better to be USD bear **from this point on forward** that is buying the dips against USD

Whole lot of room both on NU and AU not even yet at 38
I generally like to trade towards new trends and fundamentals. Fundamentals on USD is IMO corrections are taking place now and will continue

Attached Image (click to enlarge)




- [Post 32,192](#)

- [Cleanup](#)

- [Quote](#)

- Oct 18, 2019 6:59pm



[Davit](#)

- Joined Feb 2012 | Status: Member | [19,085 Posts](#)

Great week guys most of you made \$\$ and that's what counts!
Trading is as much mental gymnastics as financial endeavor hence do watch Mark Douglas videos if you have not.
Made great money this week and the month so far basically hit my monthly goal already and anything gained from this point on is gravy.
I think the reason also USD got sold hard there is almost nothing on

USD next week hence market had gone full tilt USD bear and that specially rather red manufacturing data. If you follow my logical trading with fundamentals then you would not have ANY shorts on EU NU AU at the swing tops because as I always say trade with fundamentals and **let the market do the heavy lifting** meaning let the market push down on EU AU NU and you buy the dips. This is in case trade continues going north you don't want to hold DD and be on wrong side of fundamentals.

The reason you can't create EA for this system because it's discretionary there is a lot of human input filtering.

have great weekend 💰🍺🚴🍀🎬

- [Post 32,196](#)
- [Cleanup](#)
- [Quote](#)
- Oct 19, 2019 5:53am



[Davit](#)

- Joined Feb 2012 | Status: Member | [19,085 Posts](#)

Hi guys for next week obviously Brexit vote today dominates and shapes how market will react Monday. Not sure even if passed Brexit good for Euro significant partner leaving from the European Union is obviously a negative hence don't know how market makers will push the Euro. Fundamentally it's obviously weakening the European Union hence logically Euro should depreciate and if it does not pass it could depreciate the uncertainty aspect of it.

These are just my thought processes obviously market will decide how to push it.

Canadian dollar should get weaker this week and love to see AC NC drop to load them up AC could start 90+ journey.

Biggest news is ECB on Thurs and Draghi last one. Very likely pump and dump scenario.

Looking forward for another profitable week ahead! 💰👍🚴

- [Post 32,198](#)
- [Cleanup](#)
- [Quote](#)
- Oct 20, 2019 8:22pm | Edited at 8:43pm



[Davit](#)


- Joined Feb 2012 | Status: Member | [19,085 Posts](#)

Lets see how MM will push prices. So far its understandably static due to not enough liquidity
Love to see AN NC drop
Still short on EA

I am glad and happy actually this thread got quite. By elevating to yellow and higher cut lot of noise.

- [Post 32,200](#)
- [Cleanup](#)
- [Quote](#)

• Oct 21, 2019 7:01am

-  [Davit](#)


• Joined Feb 2012 | Status: Member | [19,085 Posts](#)

Closed EA nice gain 💰🚲
may reload should it spike up
Attached Image (click to enlarge)

Symbol	Trades	Buys	Sells	Lots	Buy Lots	Sell Lots	Profit	Loss	Nett P/L	Nett PIPs
EURAUD	17	0	17	4.90	0.00	4.90	972.54	0.00	972.54	582.80
	17	0	17	4.90	0.00	4.90	972.54	0.00	972.54	582.80

- [Post 32,202](#)
- [Cleanup](#)
- [Quote](#)

• Oct 21, 2019 11:39am

-  [Davit](#)

• Joined Feb 2012 | Status: Member | [19,085 Posts](#)

Some short term GC closed 💰🚲📄
Attached Image (click to enlarge)

Symbol	Trades	Buys	Sells	Lots	Buy Lots	Sell Lots	Profit	Loss	Nett P/L	Nett PIPs
GBPCAD	14	0	14	2.20	0.00	2.20	314.02	0.00	314.02	275.90
EURAUD	17	0	17	4.90	0.00	4.90	972.54	0.00	972.54	582.80
	31	0	31	7.10	0.00	7.10	1286.56	0.00	1286.56	858.70

- [Post 32,203](#)
- [Cleanup](#)
- [Quote](#)

• Oct 21, 2019 11:44am



• [Davit](#)

• Joined Feb 2012 | Status: Member | [19,085 Posts](#)

very likely G pairs may take little dive after London close after 11am

- [Post 32,204](#)
- [Cleanup](#)
- [Quote](#)

• Oct 21, 2019 12:18pm



• [Davit](#)

• Joined Feb 2012 | Status: Member | [19,085 Posts](#)

closed 2nd go at it. Not bad almost 500 in 1hr 🍷💰
G pairs are in a range. As long as you are not holding on you should be able to get in and out. I like GC because least threatening in terms of ADR and don't like GU ATM

Attached Image (click to enlarge)

Svmbol	Trades	Buvs	Sells	Lots	Buy Lots	Sell Lots	Profit	Loss	Nett P/L	Nett PIPs
GBPCAD	26	0	26	4.50	0.00	4.50	462.32	0.00	462.32	382.80
EURAUD	17	0	17	4.90	0.00	4.90	972.54	0.00	972.54	582.80
	43	0	43	9.40	0.00	9.40	1434.86	0.00	1434.86	965.60

- [Post 32,205](#)
- [Cleanup](#)
- [Quote](#)

• Oct 21, 2019 12:24pm

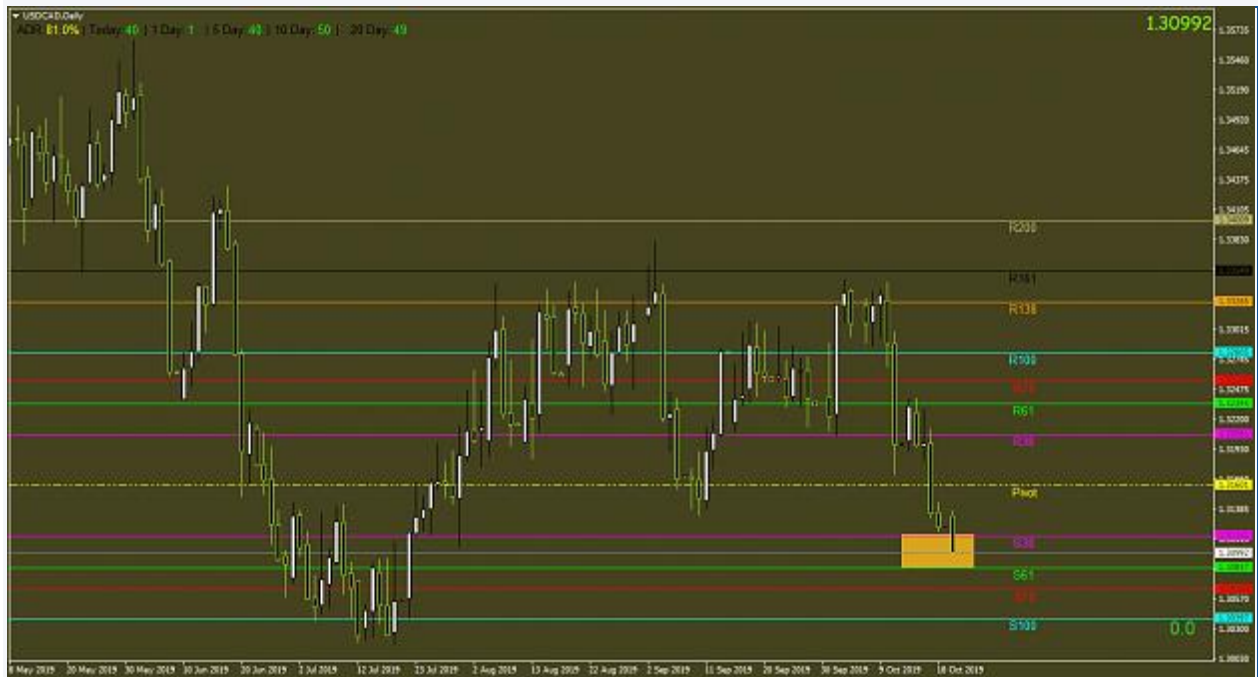


• [Davit](#)

• Joined Feb 2012 | Status: Member | [19,085 Posts](#)

UC getting close to key Pivot. AS always does not mean auto buy. Watch PA
There should be consolidating candles to show support. Obviously lower then daily

Attached Image (click to enlarge)



- [Post 32,207](#)

- [Cleanup](#)

- [Quote](#)

- Oct 21, 2019 12:29pm



- [Davit](#)

- Joined Feb 2012 | Status: Member | [19,088 Posts](#)

[Quoting Swede](#)

{quote} yep....my favorite time of the day to fade GBP/USD...this is when I drill down to the 5 minute scalping chart for short term trades...

although GU has been dead on at 2980 but crosses were nice as my result shows

- [Post 32,208](#)

- [Cleanup](#)

- [Quote](#)

- Oct 21, 2019 12:32pm



[Davit](#)

• Joined Feb 2012 | Status: Member | [19,088 Posts](#)

EC ADR last 20 65 71 today. You should be able to see how pairs connected UC close to 61S and EC at drop 71pips hence see how you can exploit this.
key number 46

• [Post 32,209](#)

• [Cleanup](#)

• [Quote](#)

• Oct 21, 2019 1:46pm



[Davit](#)

• Joined Feb 2012 | Status: Member | [19,088 Posts](#)

Conservative Party leader Andrew Scheer seems leading on polls why CAD is still strong
Trudeau party may lose finally 🍿😄👉
Maybe should of kept my GC shorts 😭
Romanov how is things on the ground there?

• [Post 32,211](#)

• [Cleanup](#)

• [Quote](#)

• Oct 21, 2019 2:04pm



[Davit](#)

• Joined Feb 2012 | Status: Member | [19,088 Posts](#)

[Quoting Romanov102](#)


{quote} I guess we'll see the outcome today. A lot of people are pissed off with Trudeau, he's a globalist George Soro's leftist puppet. He signed us on to the UN migration pact. He admires Communist's and rewards Terrorists with lottery sized winnings, absolutely sickening! Countries debt run up 178 Billion in 4 short years. Here's the GU on a Daily. I've gone short the cable.
{image}

GU is No go for me. Wish you success with it. Agree with you on
Trudeau 👍
Tight range and bear spikes were rejected

Attached Image (click to enlarge)



- [Post 32,214](#)
- [Cleanup](#)
- [Quote](#)
- Oct 21, 2019 5:41pm | Edited at 5:55pm

•  [Davit](#)

• Joined Feb 2012 | Status: Member | [19,088 Posts](#)

Got a call from [Oanda](#) explaining new stupid rule about SL and TP on multiple positions. Basically positions must be different in size to allow TP SL which is oxymoron. On plus side interest is paid or charged if you hold the positions after 5pm NY if closed earlier no fee. Love this one. I may start entering with fewer positions but larger lots.

Blunder of the day? Should of held GC longer lesson for me. Had good size on it now basically would of been over 1500 instead collected 1/3 of it. I know its better then nothing but that was a good set up

+1434 today not bad 🍷💰👌

Attached Image (click to enlarge)

Symbol	Trades	Buys	Sells	Lots	Buy Lots	Sell Lots	Profit	Loss	Nett P/L	Nett PIPs
GBPCAD	26	0	26	4.50	0.00	4.50	462.32	0.00	462.32	382.80
EURAUD	17	0	17	4.90	0.00	4.90	972.54	0.00	972.54	582.80
	43	0	43	9.40	0.00	9.40	1434.86	0.00	1434.86	965.60

- [Post 32,233](#)

- [Cleanup](#)

- [Quote](#)

- Oct 22, 2019 11:51am



[Davit](#)

- Joined Feb 2012 | Status: Member | [19,088 Posts](#)

Quoting bubinka

Politics aside, according to the BOC, Canada's economy seems to be in good shape: <https://www.fxstreet.com/news/boc-bu...t-201910221433>

Usually everything is always "good" with Central Banks until the shit hits the fan.

Looks like Business confidence was green which derailed the CAD from sinking at least for time being

- [Post 32,236](#)

- [Cleanup](#)

- [Quote](#)

- Oct 22, 2019 12:11pm



[Davit](#)

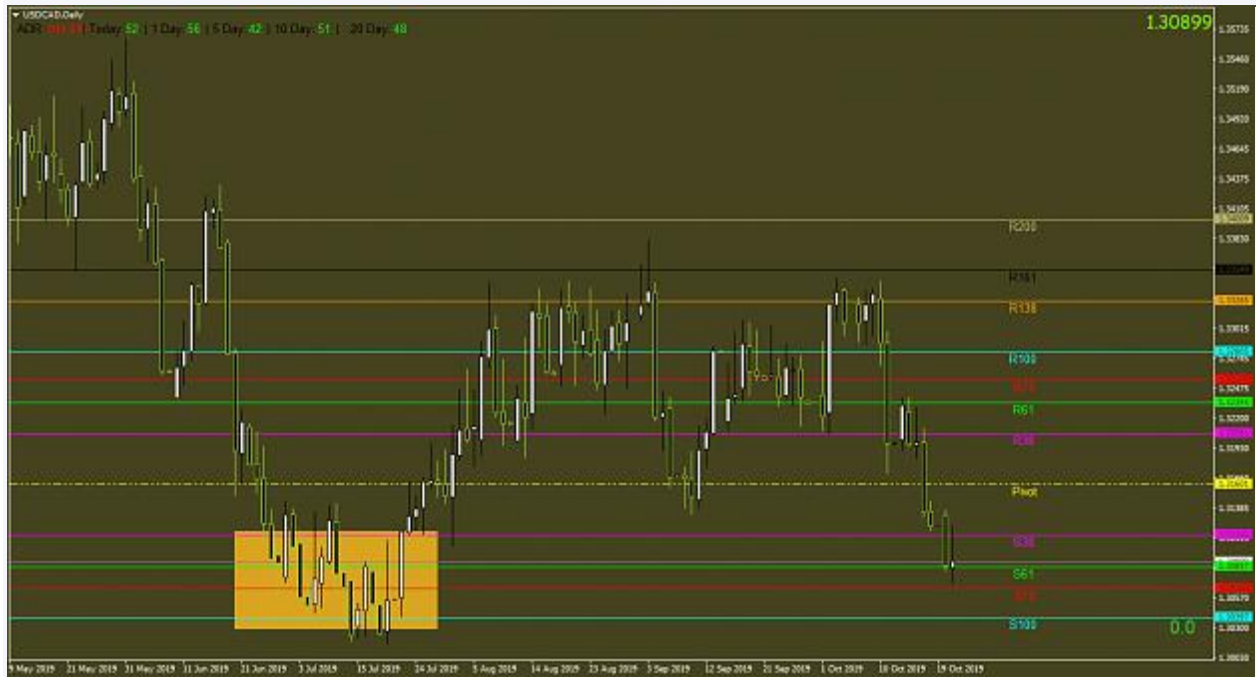
- Joined Feb 2012 | Status: Member | [19,094 Posts](#)

some trades work out right away some needs time. Since we trade weekly pivot its obvious that week should be considered normal to hold trades. I have held trades for far longer.

If you look left you can see CAD takes sometimes little persuasion to change direction. Notice daily up and down before taking off north

I have no positions on UC but do have on EC. I like EC better

Attached Image (click to enlarge)



- [Post 32,239](#)
- [Cleanup](#)
- [Quote](#)

• Oct 22, 2019 5:01pm



[Davit](#)

• Joined Feb 2012 | Status: Member | [19,094 Posts](#)

Strange but missing USD power. Seems everything goes into limbo without it

- [Post 32,245](#)
- [Cleanup](#)
- [Quote](#)

• Oct 23, 2019 4:23pm



[Davit](#)

Joined Feb 2012 | Status: Member | [19,094 Posts](#)

AC long decent position

Attached Image (click to enlarge)



[Post 32,246](#)

[Cleanup](#)

[Quote](#)

Oct 23, 2019 4:41pm



[Davit](#)

Joined Feb 2012 | Status: Member | [19,094 Posts](#)

Looks like market is gearing up for ECB tomorrow. I am bullish on the Euro

[Post 32,255](#)

[Cleanup](#)

[Quote](#)

Oct 24, 2019 8:08am



[Davit](#)

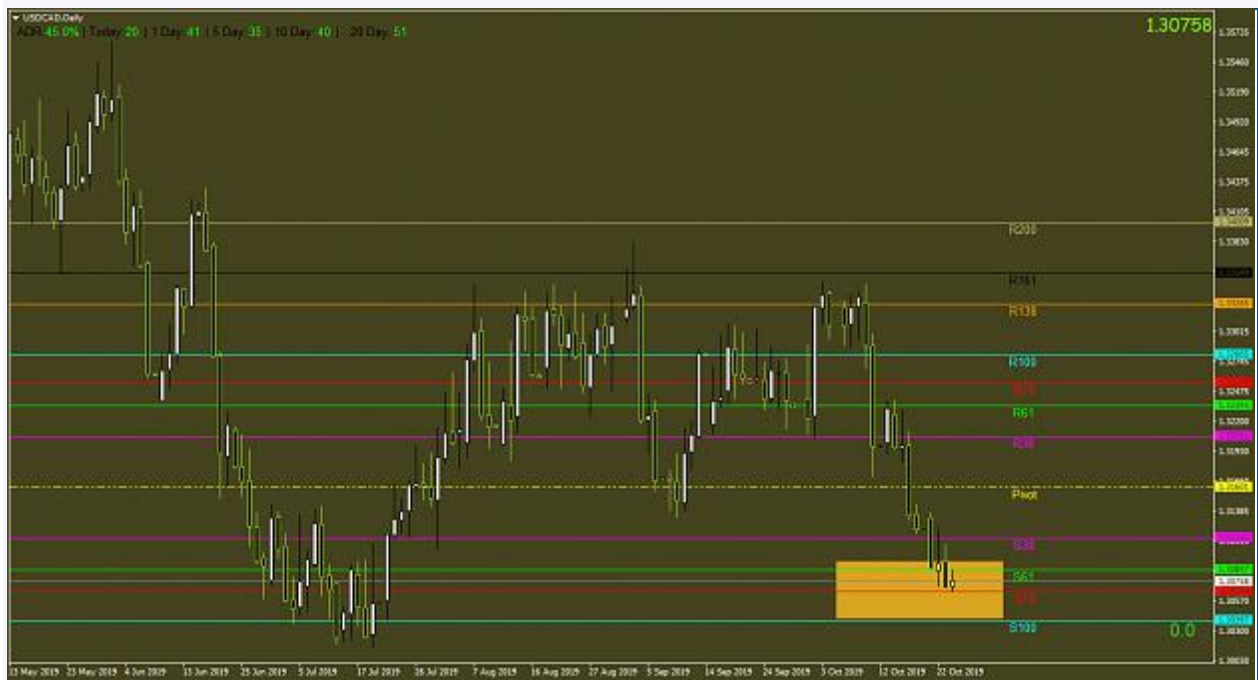
Joined Feb 2012 | Status: Member | [19,094 Posts](#)

[Quoting Egbert](#)

Losses is part of trading. {image}

While its true losses are part of trading **where you take them is also important**. UC is at key S pivots which is huge part of this system hence holding it would of made lot more sense.

[Attached Image \(click to enlarge\)](#)



[Post 32,258](#)

[Cleanup](#)

[Quote](#)

Oct 24, 2019 10:07am



[Davit](#)

Joined Feb 2012 | Status: Member | [19,094 Posts](#)

Can someone please post crude oil chart with pivots? thank you

Canadian dollar looks like the King for now. Just a hallow vessel with shit stats. With another liberal victory this country is heading to cliff spike in oil what's keeping it float

- [Post 32,286](#)
- [Cleanup](#)
- [Quote](#)

• Oct 29, 2019 11:30am



• [Davit](#)

• Joined Feb 2012 | Status: Member | [19,094 Posts](#)

Hi guys

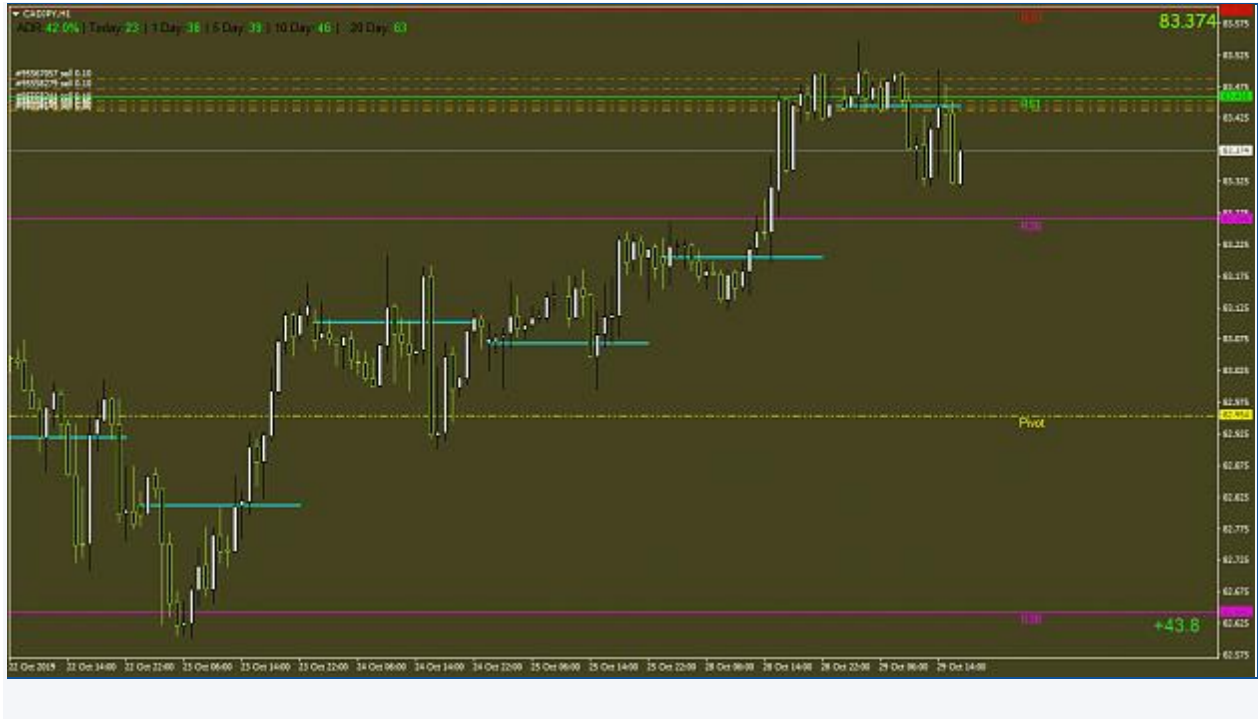
Market is all geared up for weds. CAD is still hanging there but I am already selling it cross the field. CJ AC UC in profit EC still needs time. Once CAD rate is out of the way I anticipate massive dumping. Swap is killing me 80 a day so not looking to hold too long

AC is my fave so far. Lets see if she can reach 90

FYI Swap can be deducted as loss for your taxes. I did it last year.


Too bad cant trade oil but 5670 was sweet spot to sell. 5480 now interesting that CAD is sill holding strong despite of oil drop. Weds Weds Weds

Attached Image (click to enlarge)



- [Post 32,288](#)
- [Cleanup](#)
- [Quote](#)

• Oct 29, 2019 11:42am

-  [Davit](#)

• Joined Feb 2012 | Status: Member | [19,094 Posts](#)


[Quoting Gmo](#)

{quote} AUDNZD Davit loves range trading! Result Long +2217 Now Short! Exited +307.3 at R38 before RBA Red News {image} {image} {image}

Nice gain. You are quietly racking up the 💰💰💰💰🚀🚀🚀
keep it up

- [Post 32,288](#)
- [Cleanup](#)
- [Quote](#)

• Oct 29, 2019 11:42am

-  [Davit](#)

• Joined Feb 2012 | Status: Member | [19,094 Posts](#)

[Quoting Gmo](#)

{quote} AUDNZD Davit loves range trading! Result Long +2217 Now Short! Exited +307.3 at R38 before RBA Red News {image} {image} {image}

Nice gain.You are quietly racking up the 💰💰💰💰🚴🚴🚴🚴
keep it up

• [Post 32,289](#)

• [Cleanup](#)

• [Quote](#)

• Oct 29, 2019 12:07pm



[Davit](#)

• Joined Feb 2012 | Status: Member | [19,094 Posts](#)

Closed AC nice gain may enter on a dip again which I think likely 🍷💰

Attached Image (click to enlarge)

Symbol	Trades	Buys	Sells	Lots	Buy Lots	Sell Lots	Profit	Loss	Nett P/L	Nett PIPs
AUDCAD	24	24	0	3.90	3.90	0.00	745.32	0.00	745.32	723.20
	24	24	0	3.90	3.90	0.00	745.32	0.00	745.32	723.20

[Post 32,290](#)

• [Cleanup](#)

• [Quote](#)

• Oct 29, 2019 12:15pm



[Davit](#)

• Joined Feb 2012 | Status: Member | [19,094 Posts](#)

Closed CJ think its in a range and may bounce up again.May get in again at 8340+

Attached Images (click to enlarge)

Symbol	Trades	Buys	Sells	Lots	Buy Lots	Sell Lots	Profit	Loss	Nett P/L	Nett PIPs
CADJPY	7	0	7	2.30	0.00	2.30	260.32	0.00	260.32	92.30
AUDCAD	24	24	0	3.90	3.90	0.00	745.32	0.00	745.32	723.20
	31	24	7	6.20	3.90	2.30	1005.64	0.00	1005.64	815.50




- [Post 32,289](#)

- [Cleanup](#)

- [Quote](#)

- Oct 29, 2019 12:07pm

-  [Davit](#)

- Joined Feb 2012 | Status: Member | [19,094 Posts](#)

Closed AC nice gain may enter on a dip again which I think likely 🍺💰

Attached Image (click to enlarge)


Symbol	Trades	Buvs	Sells	Lots	Buy Lots	Sell Lots	Profit	Loss	Nett P/L	Nett PIPs
AUDCAD	24	24	0	3.90	3.90	0.00	745.32	0.00	745.32	723.20
	24	24	0	3.90	3.90	0.00	745.32	0.00	745.32	723.20

[Post 32,290](#)

- [Cleanup](#)

- [Quote](#)

- Oct 29, 2019 12:15pm

-  [Davit](#)

- Joined Feb 2012 | Status: Member | [19,094 Posts](#)

Closed CJ think its in a range and may bounce up again.May get in again at 8340+

Attached Images (click to enlarge)

Symbol	Trades	Buys	Sells	Lots	Buy Lots	Sell Lots	Profit	Loss	Nett P/L	Nett PIPs
CADJPY	7	0	7	2.30	0.00	2.30	260.32	0.00	260.32	92.30
AUDCAD	24	24	0	3.90	3.90	0.00	745.32	0.00	745.32	723.20
	31	24	7	6.20	3.90	2.30	1005.64	0.00	1005.64	815.50



- [Post 32,292](#)
- [Cleanup](#)
- [Quote](#)
- Oct 29, 2019 12:32pm



[Davit](#)

Joined Feb 2012 | Status: Member | [19,094 Posts](#)

System works guys and I am glad guys who been here for long time are piling the pips. Got to master a system and yourself. Self not separate from a system. Control your emotions and make logical decisions

- [Post 32,295](#)
- [Cleanup](#)
- [Quote](#)
- Oct 29, 2019 1:21pm



[Davit](#)

Joined Feb 2012 | Status: Member | [19,094 Posts](#)


from my collection of ART

Attached Image (click to enlarge)



- [Post 32,296](#)
- [Cleanup](#)
- [Quote](#)

• Oct 29, 2019 1:27pm



[Davit](#)

• Joined Feb 2012 | Status: Member | [19,094 Posts](#)

small sample of puppets and dolls collected. Hand made in Armenia or shall I say hand knitted

Attached Image (click to enlarge)



- [Post 32,297](#)
- [Cleanup](#)
- [Quote](#)

• Oct 29, 2019 1:29pm



• [Davit](#)

• Joined Feb 2012 | Status: Member | [19,094 Posts](#)

went long 30 a pop on NC cheaper then CJ on swap

- [Post 32,301](#)
- [Cleanup](#)
- [Quote](#)

• Oct 29, 2019 8:11pm | Edited at 8:28pm



• [Davit](#)

• Joined Feb 2012 | Status: Member | [19,094 Posts](#)

Closed UC may get in later and very likely test lower levels. 💰🍺💰

Tomorrow is kind of trojan horse for USD very likely Feds cut rate however if the statement sounds very dovish USD may get even weaker hence for now I am on sidelines on buying USD but do like **selling the CAD on crosses.**

Attached Image (click to enlarge)

Svmbol	Trades	Buys	Sells	Lots	Buy Lots	Sell Lots	Profit	Loss	Nett P/L	Nett PIPs
USDCAD	22	22	0	4.60	4.60	0.00	638.00	0.00	638.00	484.00
CADJPY	7	0	7	2.30	0.00	2.30	260.32	0.00	260.32	92.30
AUDCAD	24	24	0	3.90	3.90	0.00	745.32	0.00	745.32	723.20
	53	46	7	10.80	8.50	2.30	1643.64	0.00	1643.64	1299.50

- [Post 32,302](#)
- [Cleanup](#)
- [Quote](#)

• Oct 29, 2019 9:12pm



[Davit](#)

• Joined Feb 2012 | Status: Member | [19,094 Posts](#)

AUD event coming up

May provide 2nd go at AC on a dip

Attached Image

▶8:30pm	AUD	🔴	CPI q/q
	AUD	🔴	Trimmed Mean CPI q/q

- [Post 32,303](#)
- [Cleanup](#)
- [Quote](#)

• Oct 29, 2019 9:38pm



[Davit](#)

• Joined Feb 2012 | Status: Member | [19,094 Posts](#)

Took EN short kind of range situation. Its got room to go south to WP

Attached Images (click to enlarge)



- [Post 32,304](#)
- [Cleanup](#)
- [Quote](#)
- Oct 29, 2019 9:41pm

Davit

- Joined Feb 2012 | Status: Member | [19,094 Posts](#)

added more on NC

Attached Image (click to enlarge)




• [Post 32,305](#)

• [Cleanup](#)

• [Quote](#)

• Oct 29, 2019 9:52pm

•  [Davit](#)

• Joined Feb 2012 | Status: Member | [19,094 Posts](#)

Closed EN 🍺💰🚴🚴🚴🚴🚴
results so far last 24hrs

Attached Image (click to enlarge)


Symbol	Trades	Buvs	Sells	Lots	Buy Lots	Sell Lots	Profit	Loss	Nett P/L	Nett PIPs
EURNZD	12	0	12	3.60	0.00	3.60	538.39	0.00	538.39	330.70
USDCAD	22	22	0	4.60	4.60	0.00	638.00	0.00	638.00	484.00
CADJPY	7	0	7	2.30	0.00	2.30	260.32	0.00	260.32	92.30
AUDCAD	24	24	0	3.90	3.90	0.00	745.32	0.00	745.32	723.20
	65	46	19	14.40	8.50	5.90	2182.03	0.00	2182.03	1630.20

• [Post 32,306](#)

• [Cleanup](#)

• [Quote](#)

• Oct 30, 2019 5:22am

•  [Davit](#)

• Joined Feb 2012 | Status: Member | [19,094 Posts](#)

EN could go south soon. 75 could be the ceiling on this swing
Things like whole numbers specially numbers often been posing as strong R

Attached Image (click to enlarge)

- [Post 32,316](#)

- [Cleanup](#)

- [Quote](#)

- Oct 30, 2019 4:13pm



[Davit](#)

- Joined Feb 2012 | Status: Member | [19,094 Posts](#)

closed UC nice quick money Stats show both buys and sell this week.Today was more like quick close to 500

Attached Image (click to enlarge)

SYMBOL	TRADES	BUYS	SELLS	LOTS	BUY LOTS	SELL LOTS	PROFIT	LOSS	NETL P/L	NETL P/F\$
USDCAD	30	22	8	7.80	4.60	3.20	1119.95	0.00	1119.95	646.70
NZDCAD	19	19	0	4.70	4.70	0.00	2167.70	0.00	2167.70	1199.90
EURNZD	12	0	12	3.60	0.00	3.60	538.39	0.00	538.39	330.70
EURCAD	38	38	0	4.80	4.80	0.00	3026.29	0.00	3026.29	3431.40
	99	79	20	20.90	14.10	6.80	6852.33	0.00	6852.33	5608.70

Attached Image

2019.10.30 22:10:36	1.31698	0.00	78.21
2019.10.30 22:10:39	1.31699	0.00	76.69
2019.10.30 22:10:41	1.31702	0.00	73.65
2019.10.30 22:10:44	1.31702	0.00	73.66
2019.10.30 22:10:46	1.31703	0.00	73.28
2019.10.30 22:10:49	1.31703	0.00	72.52
2019.10.30 22:10:52	1.31703	0.00	16.78
2019.10.30 22:10:55	1.31698	0.00	17.16

- [Post 32,317](#)

- [Cleanup](#)

- [Quote](#)

- Oct 30, 2019 4:16pm



[Davit](#)

- Joined Feb 2012 | Status: Member | [19,094 Posts](#)

still heavy short on EN

- [Post 32,318](#)
- [Cleanup](#)
- [Quote](#)

• Oct 30, 2019 4:45pm | Edited at 5:27pm



[Davit](#)

• Joined Feb 2012 | Status: Member | [19,094 Posts](#)

Funny how life unfolds. Only recent past one of my haters was calling me "peanut trader" 😂
🍺 20k gained this month alone! If this is peanut trading I'll take it 🙌
Goes to show **you must believe in your convictions and show determination to get there**. FK the haters who drag you down! Get rid of every fking negative person in your life! Not worth your time
While I am at it avoid stupid threads like(below) only drag you down Losers like losers avoid it!

Attached Image (click to enlarge)



Attached Image



- [Post 32,319](#)
- [Cleanup](#)
- [Quote](#)

• Oct 30, 2019 4:50pm



[Davit](#)

• Joined Feb 2012 | Status: Member | [19,094 Posts](#)

EN moving 💰🍺 more peanuts!

Attached Image (click to enlarge)



- [Post 32,320](#)
- [Cleanup](#)
- [Quote](#)
- Oct 30, 2019 5:08pm



[Davit](#)

- Joined Feb 2012 | Status: Member | [19,094 Posts](#)

Closed EN added to the monthly pile 🍺💰🚲🍿
My best trades were selling the Euro all month.

Attached Image (click to enlarge)

Symbol	Trades	Buys	Sells	Lots	Buy Lots	Sell Lots	Profit	Loss	Nett P/L	Nett PIPs
EURNZD	64	0	64	17.50	0.00	17.50	3891.01	0.00	3891.01	2166.30
USDCAD	56	22	34	12.90	4.60	8.30	2577.65	-52.99	2524.66	1672.70
NZDCAD	26	26	0	6.10	6.10	0.00	2191.89	0.00	2191.89	1215.90
CADJPY	16	9	7	5.00	2.70	2.30	472.58	0.00	472.58	168.00
AUDCAD	44	44	0	9.50	9.50	0.00	2183.25	0.00	2183.25	1443.10
EURCAD	53	53	0	6.30	6.30	0.00	3183.02	0.00	3183.02	3639.40
GBPCAD	26	0	26	4.50	0.00	4.50	462.32	0.00	462.32	382.80
EURAUD	58	0	58	17.00	0.00	17.00	3819.41	0.00	3819.41	2021.50
EURGBP	9	0	9	3.20	0.00	3.20	271.22	-46.44	224.78	59.30
NZDJPY	8	8	0	3.20	3.20	0.00	543.27	0.00	543.27	144.30
NZDUSD	4	4	0	2.00	2.00	0.00	274.50	0.00	274.50	54.90
EURUSD	19	19	0	3.50	3.50	0.00	370.10	-66.40	303.70	237.70
	383	185	198	90.70	37.90	52.80	20240.22	-165.83	20074.39	13205.90

- [Post 32,322](#)
- [Cleanup](#)
- [Quote](#)
- Oct 30, 2019 9:08pm



[Davit](#)

Joined Feb 2012 | Status: Member | [19,094 Posts](#)

[Quoting bubincka](#)

{quote} Hi Davit, rereading your yesterday words, you were so much right. 😊 I closed all my short positions on CAD before incoming HIN on USD and CAD, if I had left open only half it would have made my profit until the end of the year! Update: now UC almost at WR100, crosses even more pips! {image}

I know how it feels been there many times. Just console yourself that you made profits I had a PM guy lost money on UC and could not sleep and needed consolation. Not a pivot member.

Carry on new day new opportunities 💰🚲🍺.

[Post 32,323](#)

[Cleanup](#)

[Quote](#)

Oct 30, 2019 9:14pm



[Davit](#)

Joined Feb 2012 | Status: Member | [19,094 Posts](#)

Just want to remind you guys when trading crosses like example EN you must look what respected majors are doing.

EN is EU+NU and difference pushes or pulls EN

Now look at both ADR's which one is spent its daily range and where there are pivotwise. Good

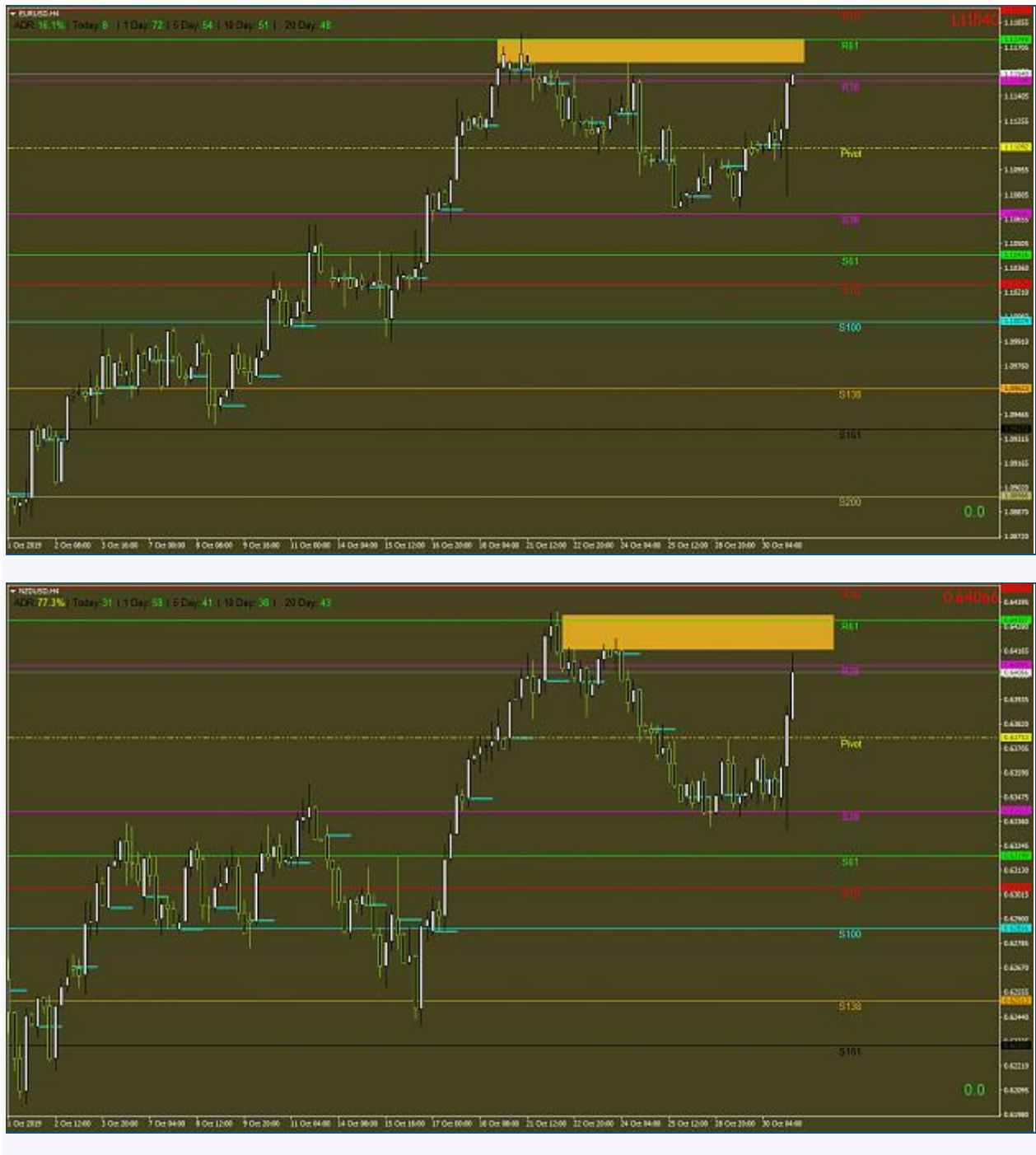
Now let's look at fundamentals. NZD gaining because of China trade positive vibes and Euro may decline because all the red data coming out of Euro zone.

This is how my trading is technicals then fundies then wait right moment to unload

Sounds simple but takes years to see through nuances

In respect to EN now I prefer to wait to see if MM can push up to 7450 minimum then short again. Longer term trajectory is 71 and below

[Attached Images \(click to enlarge\)](#)





- [Post 32,331](#)
- [Cleanup](#)
- [Quote](#)
- Oct 31, 2019 6:57am

Davit

- Joined Feb 2012 | Status: Member | [19,094 Posts](#)

Quoting Egbert

```
{image}
```

Its not my business but could not help notice your mini lot size order is 10cent a pip. Kind of effort that hardly matters. 100pip move will net you 10dollars.
Now how much is your time worth?

- [Post 32,332](#)
- [Cleanup](#)
- [Quote](#)
- Oct 31, 2019 6:58am

Davit

- Joined Feb 2012 | Status: Member | [19,094 Posts](#)

- [Post 32,338](#)
- [Cleanup](#)
- [Quote](#)

• Oct 31, 2019 7:31am



• [Davit](#)

• Joined Feb 2012 | Status: Member | [19,094 Posts](#)

[Quoting Egbert](#)

{quote} Agree, first looking @ my tried settings without going big. So far looks like its working for me. Appreciate Thanks.

The way I look at trading is exercise for the mine and wallet. **When position is insignificant its basically has ZERO effect on your psychology** hence you dont get the mind training required for bigger lots. Its basically almost same as demo trading and this is dangerous. You develop false sense of reality.

If you dont make it count you dont learn.

Imagine if I want to build my body muscles and I lift 100 bench presses with 5lb weight. I can do this 1000x but hardly get stronger...

Your body responds to a challenge and overcoming it then raising the challenge.

In chess my rating is 1800 if I play 1200 will get wins after wins but will add zero lessons for me. I hope you understand what I am trying to convey. Make it count.

- [Post 32,339](#)
- [Cleanup](#)
- [Quote](#)

• Oct 31, 2019 7:38am



• [Davit](#)

• Joined Feb 2012 | Status: Member | [19,094 Posts](#)

Euro data keeps printing RED and my bear bias on Euro continues. What counts most is German data and its bad.

EN south will continue 🍊😄

Attached Images (click to enlarge)

EUR	🇩🇪	German Flash Manufacturing PMI	📁	41.9	42.0
EUR	🇩🇪	German Flash Services PMI	📁	51.2	52.0
EUR	🇩🇪	Flash Manufacturing PMI	📁	45.7	46.1

3:00am	EUR		German Retail Sales m/m		0.1%
3:45am	EUR		French Prelim CPI m/m		-0.1%
4:00am	EUR		Spanish Flash GDP q/q		0.4%
5:00am	EUR		Italian Monthly Unemployment Rate		9.9%
6:00am	EUR		CPI Flash Estimate y/y		0.7%
	EUR		Core CPI Flash Estimate y/y		1.1%
	EUR		Italian Prelim CPI m/m		0.0%
	EUR		Prelim Flash GDP q/q		0.2%
	EUR		Unemployment Rate		7.5%
7:00am	EUR		Italian Prelim GDP q/q		

- [Post 32,344](#)
- [Cleanup](#)
- [Quote](#)

• Oct 31, 2019 9:03am



[Davit](#)

• Joined Feb 2012 | Status: Member | [19,094 Posts](#)

Nice one closed another cash cow EN maybe 4rd or 5th shorts I got on this this month. 🍷💰🍿
🚴

Attached Images (click to enlarge)

Symbol	Trades	Buys	Sells	Lots	Buy Lots	Sell Lots	Profit	Loss	Nett P/L	Nett PIPs
EURNZD	11	0	11	4.00	0.00	4.00	1373.70	0.00	1373.70	605.20
	11	0	11	4.00	0.00	4.00	1373.70	0.00	1373.70	605.20



- [Post 32,345](#)
- [Cleanup](#)
- [Quote](#)

• Oct 31, 2019 9:12am



• [Davit](#)

• Joined Feb 2012 | Status: Member | [19,094 Posts](#)

[Quoting anjanbabu](#)

Nearly 60 traders reading this thread. I have seen bigger numbers sometimes but don't have a screenshot. Thanks to the participants, this is so cool. A little confession to make. I have a bad habit of trying to automate every strategy I come across, I have never properly stuck to one manual strategy. YES, You can say i failed to code a decent strategy. But this thread made me realize one thing and that is trading manually is still the thing and it shouldn't be made too complex. Keeping everything simple I am feeling comfortable with this strategy....

Welcome!👍 EA can't analyze fundamentals.Weakness of automated systems.I prefer using my head😞 Most EA's that are profitable still require lots of human inputs

- [Post 32,346](#)
- [Cleanup](#)
- [Quote](#)

• Oct 31, 2019 9:34am

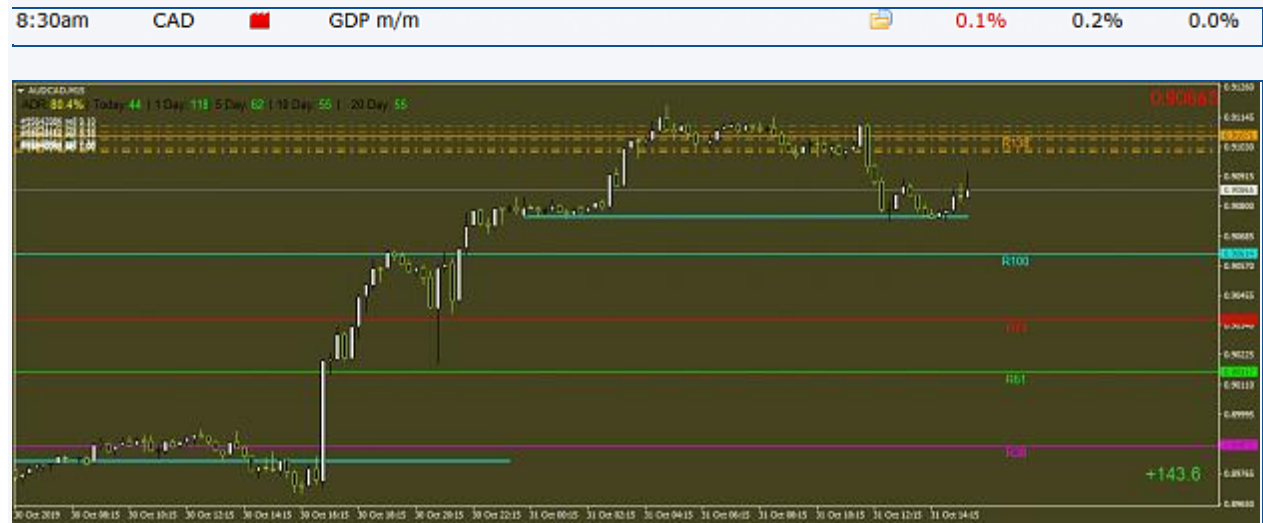


[Davit](#)

Joined Feb 2012 | Status: Member | [19,094 Posts](#)

looks better then previous but slightly less then projected.
total positive from previous month
Enough to keep AC shorts rolling may get out at 9050 that still will net over 1k

Attached Images (click to enlarge)



[Post 32,347](#)

[Cleanup](#)

[Quote](#)

Oct 31, 2019 10:19am



[Davit](#)

Joined Feb 2012 | Status: Member | [19,094 Posts](#)

Did anyone take AN short? I know I and GMO love this pair
Just had too much going myself to get in but wondering if anyone saw and made \$\$

Attached Image (click to enlarge)




- [Post 32,348](#)

- [Cleanup](#)

- [Quote](#)

- Oct 31, 2019 10:23am



[Davit](#)

- Joined Feb 2012 | Status: Member | [19,094 Posts](#)

Chicago PMI coming up Red here would be hard for USD bulls specially that NFP is projected to be RED

Attached Image (click to enlarge)

USD		Non-Farm Employment Change		90K	136K
USD		Unemployment Rate		3.6%	3.5%

- [Post 32,350](#)

- [Cleanup](#)

- [Quote](#)

- Oct 31, 2019 11:07am



[Davit](#)

Joined Feb 2012 | Status: Member | [19,094 Posts](#)

Blue line is day open notice how it creates R
Everything on my chart is purposeful nothing added that has no value.No wiggly lines No BS
strength dash NO Oscillators to confuse you.
Its stripped Trading at its core to me.

Attached Image (click to enlarge)



[Post 32,351](#)

[Cleanup](#)

[Quote](#)

Oct 31, 2019 11:26am



[Davit](#)

Joined Feb 2012 | Status: Member | [19,094 Posts](#)

Ok guys Done for the month.Going to sleep.

Had my best trading month hit over 20% for the month.Really pleased. 💰🍺🚴💰🎸🍿

Below Today Week so far and Oct. 🎥👉

Attached Images (click to enlarge)

Symbol	Trades	Buys	Sells	Lots	Buy Lots	Sell Lots	Profit	Loss	Nett P/L	Nett PIPs
AUDCAD	9	0	9	4.50	0.00	4.50	804.97	0.00	804.97	234.40
EURNZD	11	0	11	4.00	0.00	4.00	1373.70	0.00	1373.70	605.20
	20	0	20	8.50	0.00	8.50	2178.67	0.00	2178.67	839.60

Symbol	Trades	Buys	Sells	Lots	Buy Lots	Sell Lots	Profit	Loss	Nett P/L	Nett PIPs
EURNZD	38	0	38	11.50	0.00	11.50	2944.91	0.00	2944.91	1534.50
AUDCAD	33	24	9	8.40	3.90	4.50	1550.29	0.00	1550.29	957.60
USDCAD	30	22	8	7.80	4.60	3.20	1119.95	0.00	1119.95	646.70
NZDCAD	19	19	0	4.70	4.70	0.00	2167.70	0.00	2167.70	1199.90
CADJPY	7	0	7	2.30	0.00	2.30	260.32	0.00	260.32	92.30
EURCAD	38	38	0	4.80	4.80	0.00	3026.29	0.00	3026.29	3431.40
	165	103	62	39.50	18.00	21.50	11069.46	0.00	11069.46	7862.40


Symbol	Trades	Buys	Sells	Lots	Buy Lots	Sell Lots	Profit	Loss	Nett P/L	Nett PIPs
EURNZD	75	0	75	21.50	0.00	21.50	5264.71	0.00	5264.71	2771.50
AUDCAD	53	44	9	14.00	9.50	4.50	2988.22	0.00	2988.22	1677.50
USDCAD	56	22	34	12.90	4.60	8.30	2577.65	-52.99	2524.66	1672.70
NZDCAD	26	26	0	6.10	6.10	0.00	2191.89	0.00	2191.89	1215.90
CADJPY	16	9	7	5.00	2.70	2.30	472.58	0.00	472.58	168.00
EURCAD	53	53	0	6.30	6.30	0.00	3183.02	0.00	3183.02	3639.40
GBPCAD	26	0	26	4.50	0.00	4.50	462.32	0.00	462.32	382.80
EURAUD	58	0	58	17.00	0.00	17.00	3819.41	0.00	3819.41	2021.50
EURGBP	9	0	9	3.20	0.00	3.20	271.22	-46.44	224.78	59.30
NZDJPY	8	8	0	3.20	3.20	0.00	543.27	0.00	543.27	144.30
NZDUSD	4	4	0	2.00	2.00	0.00	274.50	0.00	274.50	54.90
EURUSD	19	19	0	3.50	3.50	0.00	370.10	-66.40	303.70	237.70
	403	185	218	99.20	37.90	61.30	22418.89	-165.83	22253.06	14045.50

- [Post 32,356](#)

- [Cleanup](#)

- [Quote](#)

- Oct 31, 2019 2:57pm



- [Davit](#)

- Joined Feb 2012 | Status: Member | [19,094 Posts](#)


Gift that keeps on giving
EN failed to break WP

Attached Image (click to enlarge)



- [Post 32,358](#)
- [Cleanup](#)
- [Quote](#)

• Oct 31, 2019 3:21pm



[Davit](#)

• Joined Feb 2012 | Status: Member | [19,094 Posts](#)


[Quoting Gmo](#)

EURUSD Still holding out for more EUR weakness. Have an appointment so set some TP {image}

Wish you the best my friend.Be mindful tomorrow is NFP and projection is Red hence you may want to get out before this.

- [Post 32,359](#)
- [Cleanup](#)
- [Quote](#)

• Oct 31, 2019 4:00pm

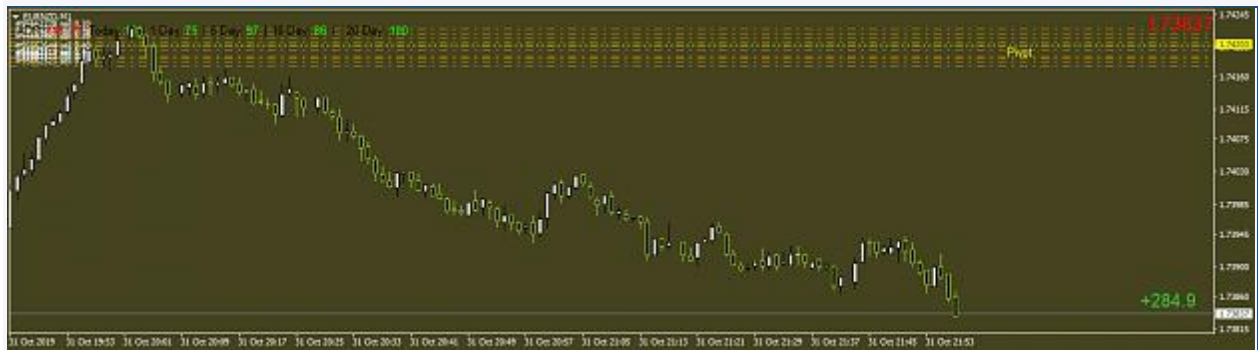


[Davit](#)

• Joined Feb 2012 | Status: Member | [19,094 Posts](#)

closed EN added to my EN day pile

Attached Images (click to enlarge)



Symbol	Trades	Buys	Sells	Lots	Buy Lots	Sell Lots	Profit	Loss	Nett P/L	Nett PIPs
EURNZD	20	0	20	7.40	0.00	7.40	2059.80	0.00	2059.80	890.40
AUDCAD	9	0	9	4.50	0.00	4.50	804.97	0.00	804.97	234.40
	29	0	29	11.90	0.00	11.90	2864.77	0.00	2864.77	1124.80

- [Post 32,360](#)
- [Cleanup](#)
- [Quote](#)

• Oct 31, 2019 4:08pm



[Davit](#)

• Joined Feb 2012 | Status: Member | [19,094 Posts](#)

hmmm tempting GC

Attached Image (click to enlarge)

