

- [Post 11.730](#)
- [Cleanup](#)
- [Quote](#)
- Oct 1, 2017 12:09pm



[Davit](#)

• Joined Feb 2012 | Status: Member | [14,731 Posts](#)

[Quoting denisius](#)

That defines it's all " I know that based on the markets past behavior, the odds of it moving in the direction of my trade are good or acceptable, at least in relationship to how much I am willing to spend to find out if it does. know before getting into a trade how much I am willing to let the market move against my position. There is always a point at which the odds of success are greatly diminished in relation to the profit potential. At that point, it's not worth spending any more money to find out if the trade is going to work. If the market...

Hi Denisius

Its good that you are digging the book.I posted lots of nuggets here but most out of laziness or incompetence just ignore it.

Its all fine by me because I know creme rises to the top in the end.Those who are hungry for success will reach it because along the way work must apply.

Nothing in life that is worth achieving comes easy.This is why I am a bonehead for success

Some have no concept what I share here on probabilities.Look at the chart all trades 61-100 winners 100% that's some statistics.You can say I am cherry picking but you choose a chart and look you will see winnable edge clearly defined.It may not be 100% but 70-80 for sure.

Casino has about 3% Edge that's enough to generate millions.What you got here is monster edge way better then 3%. Your job is mechanically apply system edge and let the numbers do its thing.**Large sample size over time!**

[Attached Image \(click to enlarge\)](#)

Davit's Fundamental-Technical Posts since beginning Pivot Trading  
Update: Monday, January 15, 2018



- [Post 11,746](#)
- [Cleanup](#)
- [Quote](#)
- Oct 2, 2017 7:06am



[Davit](#)

Joined Feb 2012 | Status: Member | 14,731 Posts

watch UJ to get into zone for solid short  
If Trump fails to pass tax reform USD will continue to weaken in my view  
<http://jamiedupree.blog.daytondailynews.com/on-tax-reform/>  
Attached Image (click to enlarge)

Davit's Fundamental-Technical Posts since beginning Pivot Trading  
Update: Monday, January 15, 2018



*Every accomplishment starts with the decision to try*

2

- [Post 11,747](#)
- [Cleanup](#)
- [Quote](#)
- Oct 2, 2017 7:17am

Davit

● Joined Feb 2012 | Status: Member | [14,731](#) Posts

carry over trade from friday  
*Attached Image (click to enlarge)*

Davit's Fundamental-Technical Posts since beginning Pivot Trading  
Update: Monday, January 15, 2018



Every accomplishment starts with the decision to try

3

- [Post 11,748](#)
- [Cleanup](#)
- [Quote](#)
- Oct 2, 2017 7:44am



[DrForexMD](#)

• Joined Jun 2016 | Status: Price Action Trader | [2,520 Posts](#) | Online Now

*Quoting Mohsen-b*

{quote} Nice chart set up, would you please say how did you attach News indi in bottom left corner? Also which Indi shows pairs and times on chart?  
Thanks MB

Hi MB,

Thank you for the compliments. I have adjusted my Pivot-TDI Charts slightly to help my visual-cognitive orientation deficits that come with my terminal disease called Aging affecting Time and Place. I am still oriented to Person (i.e. myself) - LOL !

I did PM you the place I uploaded my adaptation and modification of the FF MT4 indicators.

Thanks,

JG

- [Post 11,749](#)
- [Cleanup](#)
- [Quote](#)
- Oct 2, 2017 7:46am



[Davit](#)

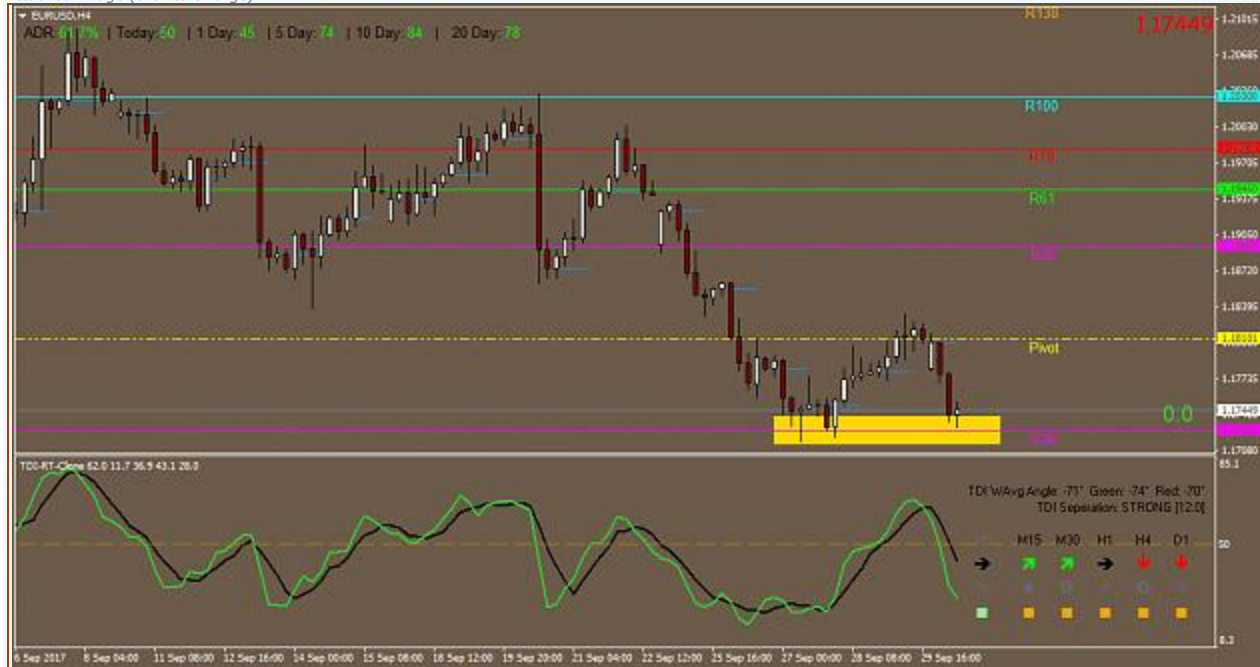
• Joined Feb 2012 | Status: Member | [14,731 Posts](#)

Davit's Fundamental-Technical Posts since beginning Pivot Trading  
Update: Monday, January 15, 2018

EU getting love at 38S but H4 D red this may not hold.

Keep in mind NFP week

Attached Image (click to enlarge)



- [Post 11,748](#)
- [Cleanup](#)
- [Quote](#)
- Oct 2, 2017 7:44am



[DrForexMD](#)

• Joined Jun 2016 | Status: Price Action Trader | [2,520 Posts](#) | Online Now

[Quoting Mohsen-b](#)

{quote} Nice chart set up, would you please say how did you attach News indi in bottom left corner? Also which Indi shows pairs and times on chart? Thanks MB

Hi MB,  
Thank you for the compliments. I have adjusted my Pivot-TDI Charts slightly to help my visual-cognitive orientation deficits that come with my terminal disease called Aging affecting Time and Place. I am still oriented to Person (i.e. myself) - LOL !  
I did PM you the place I uploaded my adaptation and modification of the FF MT4 indicators.  
Thanks,  
JG

- [Post 11,749](#)
- [Cleanup](#)
- [Quote](#)
- Oct 2, 2017 7:46am



[Davit](#)

• Joined Feb 2012 | Status: Member | [14,731 Posts](#)

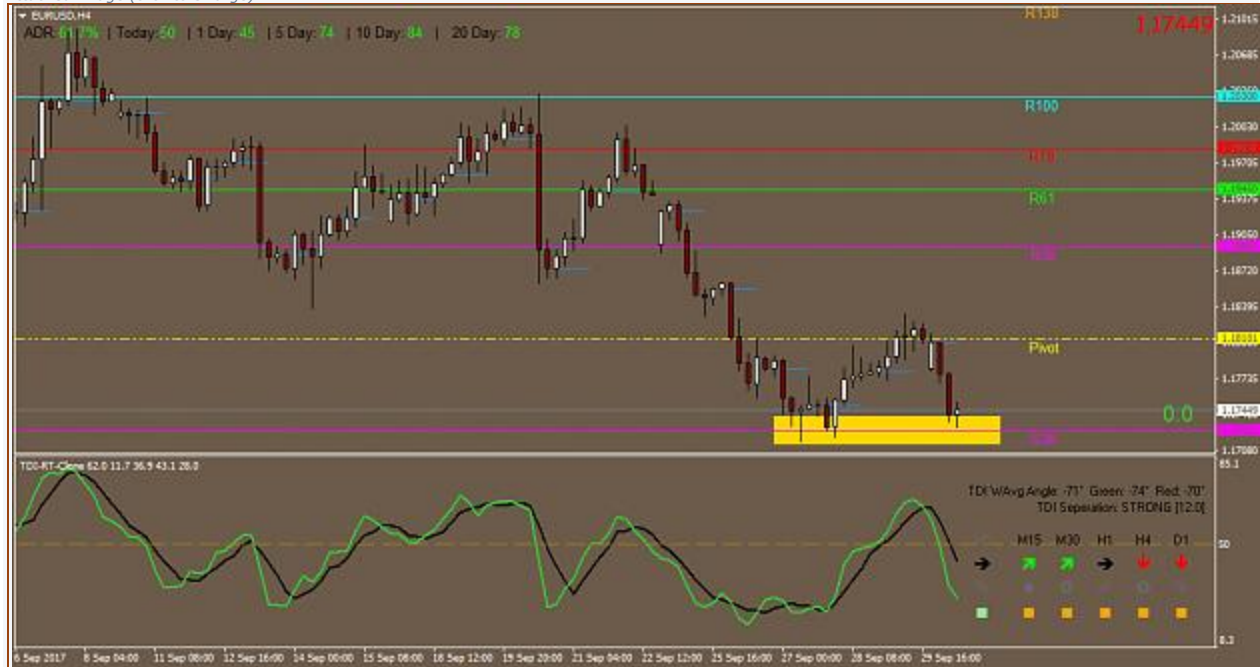
## Davit's Fundamental-Technical Posts since beginning Pivot Trading

Update: Monday, January 15, 2018

EU getting love at 38S but H4 D red this may not hold.

Keep in mind NFP week

Attached Image (click to enlarge)



- [Post 11,751](#)
- [Cleanup](#)
- [Quote](#)
- Oct 2, 2017 7:58am



[Davit](#)

Joined Feb 2012 | Status: Member | [14,731 Posts](#)

*Quoting acsandrei*

Hi, the answer at this question should be obvious for the most and I apologize for this; but for me that hasn't english as first language was difficult to understand. What happen at the beginning of the week when all pivot points reset and price start to pivots? I mean, what if there is a good set up on friday (for example) short on R61...on monday that set up will be no more valid? I have read carefully all, but I probably missed the answer Thank you I probably missed the answer

Hi A

Each week new pivots new targets however if trend is going down Example AU from last week then you should stay on it or have no immediate worry. What I am saying is market reacts to new pivots and not much you can do other then **adapt** to it. Basically **manage the trades**.

- [Post 11,756](#)
- [Cleanup](#)
- [Quote](#)
- Oct 2, 2017 9:17am





[Davit](#)

Joined Feb 2012 | Status: Member | [14,731 Posts](#)

Closed EA +500pips  
5025 tough level to break....getting out

I am still short on AU so looking at 7760-50 as TP. Should this break 78  
you can bet EA will shoot 51+

My AU positions are rather large...

[Attached Image \(click to enlarge\)](#)



[Post 11,760](#)

[Cleanup](#)

[Quote](#)

Oct 2, 2017 2:40pm



[Davit](#)

Joined Feb 2012 | Status: Member | [14,731 Posts](#)

some scalping UJ+81pips

[Attached Image \(click to enlarge\)](#)

Davit's Fundamental-Technical Posts since beginning Pivot Trading  
Update: Monday, January 15, 2018



- [Post 11,764](#)
- [Cleanup](#)
- [Quote](#)
- Oct 3, 2017 1:58pm



[Davit](#)

Joined Feb 2012 | Status: Member | 14,731 Posts

Better to watch this higher probability to bounce  
remember PA is king

[Attached Image \(click to enlarge\)](#)



- [Post 11,797](#)
- [Cleanup](#)
- [Quote](#)
- Oct 5, 2017 5:11am | Edited at 5:26am



Davit's Fundamental-Technical Posts since beginning Pivot Trading  
Update: Monday, January 15, 2018



[Davit](#)

Joined Feb 2012 | Status: Member | [14,731 Posts](#)

[Quoting denisius](#)

Guys ! My question to all of you who trades UC NU recently. Especially for those of you who made over 1000 pips and more . How many orders on average you placing? Those pairs ranging on 70-80 pips a day. It's impressive as hell what you do but I seems doing something wrong. I had perfect entries on UC but I barely made 100 pip out of it. And if I will go with over 20 orders that would be over leverage. I don't know. Any answer will be greatly appreciated!

Hi D

**It does not matter what others do.** You don't know their account size. Number of positions are directly relates to size of account and margin availability and size of the lots. Its totally irrelevant to your account.

What you should be focused is improving on your trading and trying certain % gain per month. If you can hit 10%+ a month you are golden.

good luck

*Every accomplishment starts with the decision to try*

1

3

[Post 11,798](#)

[Cleanup](#)

[Quote](#)

Oct 5, 2017 5:29am



[Davit](#)

Joined Feb 2012 | Status: Member | [14,731 Posts](#)

EG at 138!

*Every accomplishment starts with the decision to try*

3

[Post 11,799](#)

[Cleanup](#)

[Quote](#)

Oct 5, 2017 5:48am



[Davit](#)

Joined Feb 2012 | Status: Member | [14,731 Posts](#)

Just letting you guys know there are many opportunities to make money you just need to look at the board.

I prefer not posting my every trade live here for obvious reasons but trades are obvious and levels are obvious.

*Every accomplishment starts with the decision to try*

1

2

[Post 11,800](#)

[Cleanup](#)

[Quote](#)

Oct 5, 2017 6:11am



[Davit](#)

• Joined Feb 2012 | Status: Member | [14,731 Posts](#)

this is a good article to read.

<http://www.theage.com.au/business/ma...03-gytb9z.html>

Why the Australian dollar has further to fall

- [Post 11,806](#)
- [Cleanup](#)
- [Quote](#)
- Oct 5, 2017 9:36am



• [Cryptosurf](#)

• Joined Feb 2015 | Status: Member | [447 Posts](#)

*Quoting denisius*

All TP hits.

You really didn't trade off any pivot levels, rather just traded the news (its ok i did a few small positions as well).

You also can set up MT4 mobile to have TDI as well.

*Attached File*



[TDI indicator for Mobile.pdf](#) 368 KB | 393 downloads

2

- [Post 11,817](#)
- [Cleanup](#)
- [Quote](#)
- Oct 5, 2017 6:20pm



• [Davit](#)

• Joined Feb 2012 | Status: Member | [14,731 Posts](#)

*Quoting acsandrei*

Hi, i have a question. I see (for example) on nzdusd but like many others a good opportunity to a buy but...should i consider that there is not any support in any higher TF? Because i was wondering how can this strategy make very consistent profits and i seen that the biggest move (over 50 pips) begin near a support/resistence level in D1 or H4. So the question is that if I would like to catch a bigger move of the price, should i use this strategy with pivots only near big S/R? {image}

You should have awareness of fundamentals as well.NFP week and all data so far has been positive for USD plus most likely another hike in Dec.

Sentiment is turning in favor of USD

Now with this as background you should make appropriate decisions.This thread is not strictly technical.I stress on fundamentals over and over and from your post it looks like you had no idea this being NFP week.

I am becoming little frustrated posts like yours. I have no idea about your experience level but its discourages me.

Guys its obvious I have news indicator on my template! One of the few traders here at FF who does. Its important to keep it up what's going on in the market.

Market is calumination of news and sentiment. They shape it. Pivots guide turning points but can be overrun by strong fundemetal factors. This much should be obvious!

- [Post 11,821](#)
- [Cleanup](#)
- [Quote](#)
- Oct 5, 2017 11:18pm | Edited at 11:37pm



[Davit](#)

Joined Feb 2012 | Status: Member | 14,731 Posts

Closed AU shorts

**+2471 pips** 💰 🍀 **at 61S**

this was a large position I was holding for a while 30 orders total.

*Attached Image (click to enlarge)*



- [Post 11,824](#)
- [Cleanup](#)
- [Quote](#)
- Oct 6, 2017 7:50am



[Davit](#)

Joined Feb 2012 | Status: Member | 14,731 Posts

UJ is setting up nicely...

there are ways to make educated trades on fast news example you can place limit orders on 1340 50 60 70 and wait for spike to get you in.

risk is you might get overrun however you should only do it 25% of intended position.

On positive side in case of red news which I anticipate you will be in profit in seconds

- [Post 11,826](#)
- [Cleanup](#)
- [Quote](#)
- Oct 6, 2017 9:04am



[Davit](#)

- Joined Feb 2012 | Status: Member | 14,731 Posts

[Quoting mxounces17](#)

Hi Davit, Thank you very much for this thread and for being blunt and honest you have enlightened me so much and opened my eyes. I joined recently but i have learnt a lot and my trading has improved from the nuggets that you dropped here. Thank you.

welcome and green pips

Some scalping on GU +140pips

[Attached Image \(click to enlarge\)](#)



Every accomplishment starts with the decision to try

1

- [Post 11,827](#)
- [Cleanup](#)
- [Quote](#)
- Oct 6, 2017 9:06am



[Davit](#)

## Davit's Fundamental-Technical Posts since beginning Pivot Trading

Update: Monday, January 15, 2018

Joined Feb 2012 | Status: Member | [14,731 Posts](#)

big positions on UJ shorts

This might become my bread and butter trade for next week  
going to hold unless it drops to 1250

- [Post 11,836](#)
- [Cleanup](#)
- [Quote](#)
- Oct 6, 2017 11:01am



[Davit](#)

Joined Feb 2012 | Status: Member | [14,731 Posts](#)

Another batch on GU +240pips

*Attached Image (click to enlarge)*



*Every accomplishment starts with the decision to try*

1

- [Post 11,837](#)
- [Cleanup](#)
- [Quote](#)
- Oct 6, 2017 11:05am



[Davit](#)

Joined Feb 2012 | Status: Member | [14,731 Posts](#)

EA nice spot

Long rejected candle

*Attached Image (click to enlarge)*

# Davit's Fundamental-Technical Posts since beginning Pivot Trading Update: Monday, January 15, 2018



Every accomplishment starts with the decision to try

1

- [Post 11,838](#)
- [Cleanup](#)
- [Quote](#)
- Oct 6, 2017 11:08am



[Davit](#)

• Joined Feb 2012 | Status: Member | 14,731 Posts

massive red candle on UJ  
[Attached Image \(click to enlarge\)](#)



Davit's Fundamental-Technical Posts since beginning Pivot Trading  
Update: Monday, January 15, 2018



- [Post 11,840](#)
- [Cleanup](#)
- [Quote](#)
- Oct 6, 2017 11:23am



[Davit](#)

Joined Feb 2012 | Status: Member | 14,731 Posts

Dudley Feds member talking in 50min  
Kaplan after

always always check the news or I am going to remove you from here!  
I have little patience anymore from boneheads

- [Post 11,843](#)
- [Cleanup](#)
- [Quote](#)
- Oct 6, 2017 11:32am



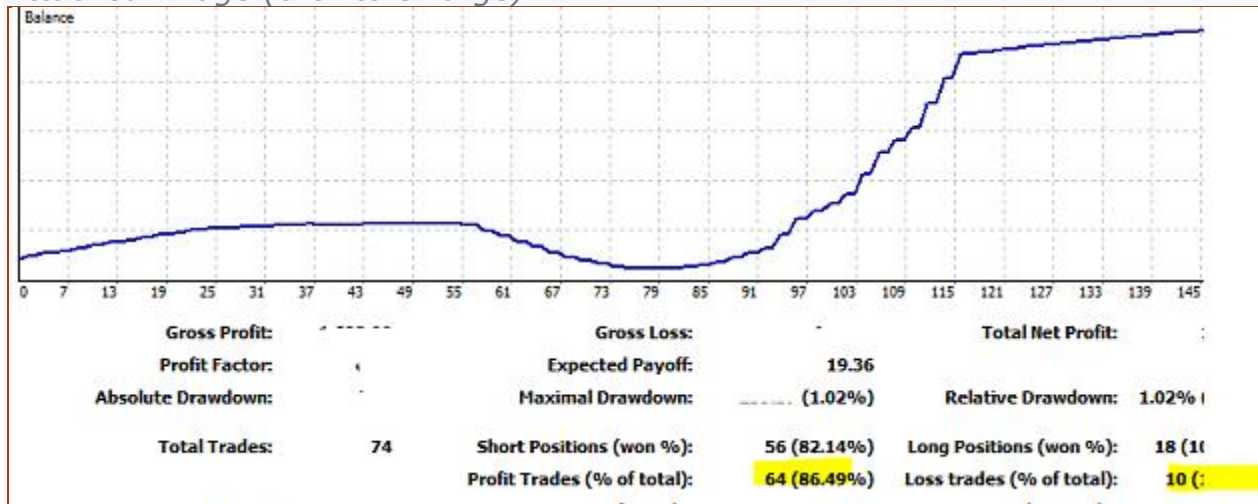
[Davit](#)

Joined Feb 2012 | Status: Member | 14,731 Posts

I had a fantastic week 1st in Oct. Gains are biggest this year in 1week.  
Still have lots of positive trades that are running but stats so far

Davit's Fundamental-Technical Posts since beginning Pivot Trading  
Update: Monday, January 15, 2018

[Attached Image \(click to enlarge\)](#)



- [Post 11,849](#)
- [Cleanup](#)
- [Quote](#)
- Oct 6, 2017 11:58am



[Davit](#)

• Joined Feb 2012 | Status: Member | 14,731 Posts

[Quoting pgr45za](#)

ADR more than 100% on EURGBP. Friday ... Pound moves the most this week in a long time. Those in profit will close out (cash in profit) before the end of the day. So ... short EURGBP.

**please refrain telling people what to do.**Try limiting your post about a subject to 1  
You have 5posts about EG in succession

- [Post 11,851](#)
- [Cleanup](#)
- [Quote](#)
- Oct 6, 2017 2:43pm



[Davit](#)

• Joined Feb 2012 | Status: Member | 14,731 Posts

OK guys it was fun and profitable day today.  
Study the calendar for next week over the weekend.Mark important dates and make it a HABIT  
See you guys next week  
Green pivots

*Every accomplishment starts with the decision to try*

1

7

- [Post 11,852](#)

## Davit's Fundamental-Technical Posts since beginning Pivot Trading

Update: Monday, January 15, 2018

- [Cleanup](#)
- [Quote](#)
- Oct 7, 2017 12:37pm



[Davit](#)

• Joined Feb 2012 | Status: Member | [14,731 Posts](#)

Hi guys

I am seriously considering stop posting on this thread by end of Oct. I invested way too much time here and I have just handful of guys posting and lots of new traders with littler experience.

This obviously effects my trading and time. I like to take my trading to next level and I can't maintain this thread. I may drop a post here and there after Oct but not much more.

This is going to be one of my most important posts on this thread.  
News and why is this important.

### News importance

1. Interest rate decision/ Central Bank statements announcements that change policy
2. Retail Sales
3. Inflation (consumer price or producer price)
4. Unemployment
5. Industrial production
6. Business sentiment surveys
7. Consumer confidence surveys
8. Trade balance
9. Manufacturing sector surveys

### How Long Does the Effect Last?

According to a study by Martin D. D. Evans and Richard K. Lyons published in the *Journal of International Money and Finance* (2004), the market could still be absorbing or reacting to news releases **hours, if not days, after they are released**. The study found that the effect on returns generally occurs in the **first or second day, but the impact does seem to linger until the fourth day**. The impact on order flow, on the other hand, is still very pronounced on the third day and is still observable on the fourth day.

The way I trade is to be aware of the environment I am trading in. Not much different soldier studying the terrain he/she is going to fight.

I scan the news and highlight what effect that may have on currencies example next week weds we have **Feds Minutes**. Coming from bullish sentiment from **NFP** I anticipate Feds Minutes to be more Hawkish then Dovish hence I would either Exit my USD shorts or look for opportunities none USD pairs. Knowing I have Thurs PPI and US unemployment and Fr Core CPI, CORE Retail, Retail Sales then I most likely will WAIT on Selling USD since market is USD positive.

So knowing what's coming I will not sell USD (or exit live USD short orders) and will look to trade none USD crosses.

AC NC AN NJ some examples. This is my OVERVIEW my bias for next week. I have an idea what's going to happen and I have a GAME PLAN. Now Pivots and levels aid Where to get in.

Everyone who is serious about trading should not only know what's coming but should have a plan each week on Trading.

This is small thing to practice imagine Chess masters memorizing thousands of games, combinations, chess openings, tactics, end games, mate combos and trust me you will never be good at chess if you don't seriously study any of them.

In comparison Trading is lot easier at least things you should be aware are limited. Practice forming professional attitude. Study your game! Do your homework! Never trade blindly! Know your environment. Follow price action but have the bigger picture in mind.

Green pips

- [Post 11.855](#)
- [Cleanup](#)
- [Quote](#)
- Oct 8, 2017 6:26pm



[Davit](#)

• Joined Feb 2012 | Status: Member | [14,731 Posts](#)

## Closed UJ +1037Pips

beautiful way to start the week! 💰😄👍

*Attached Image (click to enlarge)*

# Davit's Fundamental-Technical Posts since beginning Pivot Trading Update: Monday, January 15, 2018



- [Post 11,859](#)
- [Cleanup](#)
- [Quote](#)
- Oct 8, 2017 6:58pm



[emmanuel7788](#)

Joined Nov 2008 | Status: Member | [16,800 Posts](#)

[Quoting Davit](#)

Closed AU shorts +2471 pips 💰 🍀 at 61S this was a large position I was holding for a while 30 orders total. {image}

Davit,

some of those trades were from July and August months, right?

Why dont you drag and group your trades from your MT4 Terminal Account history to show exactly where those trade entries were and when they are closed? There are also tools which do this automatically on trading charts.

I think noobs would be interested to know how long some trades were in floating drawdown (days, weeks and even months) before you post and show those pips profits.

Trade Well and always trade wit stop loss.

Emmanuel

*Honesty is a very expensive gift. You wont find it in cheap people.WBuffett*

- [Post 11,860](#)
- [Cleanup](#)
- [Quote](#)
- Oct 8, 2017 7:02pm



[Davit](#)

## Davit's Fundamental-Technical Posts since beginning Pivot Trading

### Update: Monday, January 15, 2018

Joined Feb 2012 | Status: Member | 14,731 Posts

[Quoting emmanuel7788](#)

{quote} Davit, some of those trades were from July and August months, right? Why dont you drag and group your trades from your MT4 Terminal Account history to show exactly where those trade entries were and when they are closed? There are also tools which do this automatically on trading charts. I think noobs would be interested to know how long some trades were in floating drawdown (days, weeks and even months) before you post and show those pips profits. Trade Well and always trade wit stop loss. Emmanuel

True I stated already there were long term trades several times. Not hiding anything  
Were they in DD? Yes! DD is part of trading as you know it well yourself. I trade small hence DD always in manageable size.  
regards

- [Post 11.862](#)
- [Cleanup](#)
- [Quote](#)
- Oct 8, 2017 7:15pm



[Davit](#)

Joined Feb 2012 | Status: Member | 14,731 Posts

[Quoting Black](#)

{quote} I think this video fits well to the OP and his followers = {image}

thanks for your opinion and I understand there are lots of morons like you who don't understand how I trade. Does not matter because my account is progressively growing on Each quarter!

I actually don't mind negative idiots on occasions coming here since I could use some entertainment while trading 🤪  
*Every accomplishment starts with the decision to try*

6

- [Post 11.863](#)
- [Cleanup](#)
- [Quote](#)
- Oct 8, 2017 7:41pm



[Davit](#)

Joined Feb 2012 | Status: Member | 14,731 Posts

still waiting for this to grow legs

[Attached Image \(click to enlarge\)](#)



- [Post 11.867](#)
- [Cleanup](#)
- [Quote](#)

• Oct 8, 2017 8:35pm



• [Davit](#)

• Joined Feb 2012 | Status: Member | [14,731 Posts](#)

[Quoting Pip-Miner](#)

{quote} We all go through some sort of journey, unfortunately most don't make it in this business that is the reality. Most go from site to site, system to system, blaming others for their failures when it is really them. This seems to be a common theme in ff and I don't blame you for wanting to leave.

Hi Pip Miner

Agree with you. Main reason I like to limit posting on this thread is takes lot of my time and frankly very few people understood it. It's deceptively simple and yet it's not simple. My brain works based on all my experiences combined and everything I read and it's hard conveying that but I tried.

My last post about news for example. Lot of guys here at FF only look at charts and are "technical traders only" and that could be simply laziness of trying to understand the market. I stress importance of it over and over and few get it here. I am ready after Oct to go higher lots and take my trading to next level.

regards

• [Post 11,869](#)

• [Cleanup](#)

• [Quote](#)

• Oct 8, 2017 9:28pm



• [emmanuel7788](#)

• Joined Nov 2008 | Status: Member | [16,800 Posts](#)

[Quoting Davit](#)

Closed UJ +1037Pips beautiful way to start the week! 💰😄👍 {image}

Davit,

Nice! 👍 but those trades are not closed yet, right?

Maybe you want to consider using this attached script on your trade charts and shows us where the actual entries are before you close them.

This will show us how long you held on to those trades before you posted them now.

[Attached File](#)

📎 [Draw\\_OpenPos.ex4](#) 5 KB | 113 downloads

*Honesty is a very expensive gift. You won't find it in cheap people. WBuffett*



1

- [Post 11,870](#)
- [Cleanup](#)
- [Quote](#)
- Oct 8, 2017 9:59pm



[Davit](#)

• Joined Feb 2012 | Status: Member | 14,731 Posts

funny posting about my trades if there're closed when I wrote in plain English

"**Closed** UJ +1037Pips"

If trading is about paying attention to details this is like not seeing a horse in the middle of the road

Trades were taken last Friday!

*Every accomplishment starts with the decision to try*

2

- [Post 11,871](#)
- [Cleanup](#)
- [Quote](#)
- Oct 8, 2017 10:09pm



[emmanuel7788](#)

• Joined Nov 2008 | Status: Member | 16,800 Posts

[Quoting Davit](#)

funny posting about my trades if there're closed when I wrote in plain English "Closed UJ +1037Pips" If trading is about paying attention to details this is like not seeing a horse in the middle of the road Trades were taken last Friday!

But your chart posted shows those trade lines which means those trades were still open when you posted your chart, right?

I merely ask that you consider using the script (Draw Open Pos) to show us where those trade entries were.

By looking at your trade orders numbers, I can tell the chronological cal order but not the actual time of the entries.

To understand your money management and trade management, it will help newbies learn and to see your entries on your chart below, how long you held o to those trades before last Fridays' NFP and after NFP.

Attached Image (click to enlarge)



*Honesty is a very expensive gift. You wont find it in cheap people.WBuffett*

- [Post 11,872](#)
- [Cleanup](#)
- [Quote](#)
- Oct 8, 2017 10:13pm



[Davit](#)

Joined Feb 2012 | Status: Member | 14,731 Posts

*Quoting emmanuel7788*

(quote) But your chart posted shows those trade lines which means those trades were still open when you posted your chart, right? I merely ask that you consider using the script (Draw Open Pos) to show us where those trade entries were, By looking at your trade orders numbers, I can tell the chronological cal order but not the actual time of the entries. To understand your money management and trade management, it will help newbies learn and to see your entries on your chart below, how long you held o to those trades before last Fridays' NFP and...

I take a screen shot before closing which shows pip count then I close.. Trades were taken AFTER NFP

I don't like trading before important news release

My Money management has been described here many times and people who participate here know it.

## STOP LOSS

- 1 Decide how much each swing is worth example \$500
2. Divide \$500 into mini lots for multiple entries example .50c a pip gives 1000 pip distance
3. This allows averaging in orders as seen fit irregardless if previous orders are in red
4. Orders are placed as long as reason for trade is still valid
5. If conditions change loss is taken since orders are not all placed all at once this allows smaller loss

## Swings

Each Swing investment \$500

Swing is taken as loss once -\$500 is reached

There are no exceptions.No running red beyond \$500

Orders broken down into mini lots that satisfies each swing consist of 10-15 trades

My budget for this is 2-3% of account risk say \$500 for example.I then enter trades on mini lots and as long as my 500 is not consumed on DD and I am still confident of my trade I stay on it.I may choose to get out early but most times my SL is predetermined.This allows me to cast a wider net. So my 10mini lots can cover 50pip distance hence capture better RR

There is advantage to trade this way.Should PA go against you and you no longer like the trade you can get out by fraction of lot invested hence your loss is minimal instead of traditional 1 trade 1lot per trade when if wrong loss is substantially higher.


Numbers posted are for examples only

Hope that answers you

*Every accomplishment starts with the decision to try*

6

- [Post 11,873](#)
- [Cleanup](#)
- [Quote](#)
- Oct 8, 2017 10:21pm

-  [emmanuel7788](#)

• Joined Nov 2008 | Status: Member | 16,800 Posts

### Quoting Davit

{quote} I take a screen shot before closing which shows pip count then I close.. Trades were taken AFTER NFP I don't like trading before important news release

so I was right that chart you posted was taken before you closed those trades, just to show the pips count .

why don' simply you use my script (Draw OpenPos) when you want to post similar chart again before you close them.

We want to see where the actual trade entries were and how long you held on to your trades and wait till the market turn around in your favour and you can close them.

Now that you want to post trade closed, there is another script that draw on your charts all the trade closed from your MT4 Terminal Account Summary. Shall I post this script for you too?

You don't like trading before important news, but some of those trade were open before the news NFP, right?

You can also drag and drop those trades from your Terminal Account Summary to plot the entries and exits arrows. Standard feature.

*Honesty is a very expensive gift. You wont find it in cheap people.WBuffett*

- [Post 11,869](#)
- [Cleanup](#)
- [Quote](#)
- Oct 8, 2017 9:28pm



• [emmanuel7788](#)

• Joined Nov 2008 | Status: Member | [16,800 Posts](#)

*Quoting Davit*

Closed UJ +1037Pips beautiful way to start the week! 💰😄👉 {image}

Davit,

Nice! 👍 but those trades are not closed yet, right?

Maybe you want to consider using this attached script on your trade charts and shows us where the actual entries are before you close them. This will show us how long you held on to those trades before you posted them now.

*Attached File*



[Draw\\_OpenPos.ex4](#) 5 KB | 113 downloads

*Honesty is a very expensive gift. You wont find it in cheap people.WBuffett*

1

- [Post 11,870](#)
- [Cleanup](#)
- [Quote](#)
- Oct 8, 2017 9:59pm

## Davit's Fundamental-Technical Posts since beginning Pivot Trading

### Update: Monday, January 15, 2018



[Davit](#)

Joined Feb 2012 | Status: Member | 14,731 Posts

funny posting about my trades if there're closed when I wrote in plain English

**"Closed** UJ +1037Pips"

If trading is about paying attention to details this is like not seeing a horse in the middle of the road  
Trades were taken last Friday!

*Every accomplishment starts with the decision to try*

2

[Post 11,871](#)

[Cleanup](#)

[Quote](#)

Oct 8, 2017 10:09pm



[emmanuel7788](#)

Joined Nov 2008 | Status: Member | 16,800 Posts

[Quoting Davit](#)

funny posting about my trades if there're closed when I wrote in plain English "Closed UJ +1037Pips" If trading is about paying attention to details this is like not seeing a horse in the middle of the road Trades were taken last Friday!

But your chart posted shows those trade lines which means those trades were still open when you posted your chart, right?

I merely ask that you consider using the script (Draw Open Pos) to show us where those trade entries were.

By looking at your trade orders numbers, I can tell the chronological cal order but not the actual time of the entries.

To understand your money management and trade management, it will help newbies learn and to see your entries on your chart below, how long you held o to those trades before last Fridays' NFP and after NFP.

[Attached Image \(click to enlarge\)](#)



## Davit's Fundamental-Technical Posts since beginning Pivot Trading

Update: Monday, January 15, 2018

*Honesty is a very expensive gift. You won't find it in cheap people. WBuffett*

- [Post 11.872](#)
- [Cleanup](#)
- [Quote](#)
- Oct 8, 2017 10:13pm



[Davit](#)

• Joined Feb 2012 | Status: Member | [14,731 Posts](#)

[Quoting emmanuel7788](#)

{quote} But your chart posted shows those trade lines which means those trades were still open when you posted your chart, right? I merely ask that you consider using the script (Draw Open Pos) to show us where those trade entries were. By looking at your trade orders numbers, I can tell the chronological order but not the actual time of the entries. To understand your money management and trade management, it will help newbies learn and to see your entries on your chart below, how long you held on to those trades before last Friday's NFP and...

I take a screen shot before closing which shows pip count then I close.. Trades were taken AFTER NFP  
I don't like trading before important news release

My Money management has been described here many times and people who participate here know it.

STOP LOSS

1. Decide how much each swing is worth example \$500
2. Divide \$500 into mini lots for multiple entries example .50c a pip gives 1000 pip distance
3. This allows averaging in orders as seen fit irregardless if previous orders are in red
4. Orders are placed as long as reason for trade is still valid
5. If conditions change loss is taken since orders are not all placed all at once this allows smaller loss

Swings

Each Swing investment \$500

Swing is taken as loss once -\$500 is reached

There are no exceptions. No running red beyond \$500

Orders broken down into mini lots that satisfies each swing consist of 10-15 trades

My budget for this is 2-3% of account risk say \$500 for example. I then enter trades on mini lots and as long as my 500 is not consumed on DD and I am still confident of my trade I stay on it. I may choose to get out early but most times my SL is predetermined. This allows me to cast a wider net. So my 10 mini lots can cover 50 pip distance hence capture better RR

There is advantage to trade this way. Should PA go against you and you no longer like the trade you can get out by fraction of lot invested hence your loss is minimal instead of traditional 1 trade 1 lot per trade when if wrong loss is substantially higher.

Numbers posted are for examples only

Hope that answers you

*Every accomplishment starts with the decision to try*

6

- [Post 11.873](#)
- [Cleanup](#)
- [Quote](#)
- Oct 8, 2017 10:21pm



[emmanuel7788](#)

• Joined Nov 2008 | Status: Member | [16,800 Posts](#)

[Quoting Davit](#)

{quote} I take a screen shot before closing which shows pip count then I close.. Trades were taken AFTER NFP I don't like trading before important news release

so I was right that chart you posted was taken before you closed those trades, just to show the pips count .

why don't simply you use my script (Draw OpenPos) when you want to post similar chart again before you close them.

We want to see where the actual trade entries were and how long you held on to your trades and wait till the market turn around in your favour and you can close them.

Now that you want to post trade closed, there is another script that draw on your charts all the trade closed from your MT4 Terminal Account Summary. Shall I post this script for you too?



## Davit's Fundamental-Technical Posts since beginning Pivot Trading

Update: Monday, January 15, 2018

You don't like trading before important news, but some of those trade were open before the news NFP, right?  
You can also drag and drop those trades from your Terminal Account Summary to plot the entries and exits arrows. Standard feature.

- [Post 11.874](#)
- [Cleanup](#)
- [Quote](#)
- Oct 8, 2017 10:27pm



[RisingSun](#)

Joined Jun 2007 | Status: trader | [1,361 Posts](#)

[Quoting emmanuel7788](#)

{quote} Davit, Nice! 👍 but those trades are not closed yet, right? Maybe you want to consider using this attached script on your trade charts and shows us where the actual entries are before you close them. This will show us how long you held on to those trades before you posted them now. {file}

And this indicator. I always use it when posting my trade charts. 😊

RS  
Attached File



[Trade Plotter.mq4](#) 4 KB | 119 downloads

Attached File



[Trade Plotter.ex4](#) 11 KB | 96 downloads

1

- [Post 11.875](#)
- [Cleanup](#)
- [Quote](#)
- Oct 8, 2017 10:29pm



[emmanuel7788](#)

Joined Nov 2008 | Status: Member | [16,800 Posts](#)

[Quoting RisingSun](#)

{quote} And this indicator. I always use it when posting my trade charts. 😊 RS {file}{file}

Good one. Thanks.

- [Post 11.876](#)
- [Cleanup](#)
- [Quote](#)
- Oct 8, 2017 10:38pm



[emmanuel7788](#)

Joined Nov 2008 | Status: Member | [16,800 Posts](#)

[Quoting Davit](#)

{quote} I take a screen shot before closing which shows pip count then I close.. Trades were taken AFTER NFP I don't like trading before important news release My Money management has been described here many times and people who participate here know it. STOP LOSS 1 Decide how much each swing is worth example \$500 2. Divide \$500 into mini lots for multiple entries example .50c a pip gives 1000 pip distance 3. This allows averaging in orders as seen fit irregardless if previous orders are in red 4. Orders are placed as long as reason for trade is...

## Davit's Fundamental-Technical Posts since beginning Pivot Trading

### Update: Monday, January 15, 2018

Thanks.

I have read this before and know what you do with money management. Hence the great interest that some of us active TMS traders who are doing system development are studying the mental strategy and behaviour of traders according to their money management and risk appetite. Big E was an example where he would risk 15% to 30% per trade from his \$10K account. That drew a lot of attention in our studies. He was doing it for fun and entertainment.

Theory is great to read. Doing it in real live market trading with real money from our day job is quite another thing. We all need mental fitness to be able to trade real money and consistently over longer term, by that I mean consistency over as period of at least 3 to 5 years trading the same system.

*Honesty is a very expensive gift. You won't find it in cheap people.* WBuffett

1

- [Post 11,877](#)
- [Cleanup](#)
- [Quote](#)
- Oct 8, 2017 10:43pm



[Davit](#)

• Joined Feb 2012 | Status: Member | [14,731 Posts](#)

[Quoting emmanuel7788](#)

{quote} Thanks. I have read this before and know what you do with money management. Hence the great interest that some of us active TMS traders who are doing system development are studying the mental strategy and behaviour of traders according to their money management and risk appetite. Big E was an example where he would risk 15% to 30% per trade from his \$10K account. That drew a lot of attention in our studies. He was doing it for fun and entertainment. Theory is great to read. Doing it in real live market trading with real money from our day...

It's not a theory I actually practice it. I can't speak for others. I stated plain here what I do.

As for how I post my closed trades, it's not important; importance reflects in my account stats. Bottom line is my winner trades are winner trades! How I choose to post them is irrelevant. This is my thread and I like showing pip count and like the way I post them. I don't question others how they choose to post their trades.

Some trades take longer, some trades are quick. That's why time factor is not an issue. Importance is account growth!

*Every accomplishment starts with the decision to try*

6

- [Post 11,878](#)
- [Cleanup](#)
- [Quote](#)
- Oct 8, 2017 10:59pm



[Venomousssss](#)

• Joined Oct 2015 | Status: Member | [1,123 Posts](#)

[Quoting Davit](#)

{quote} I take a screen shot before closing which shows pip count then I close.. Trades were taken AFTER NFP I don't like trading before important news release. My money management has been described here many times and people who participate here know it. STOP LOSS 1. Decide how much each swing is worth, example \$500. 2. Divide \$500 into mini lots for multiple entries, example .50c a pip gives 1000 pip distance. 3. This allows averaging in orders as seen fit regardless if previous orders are in red. 4. Orders are placed as long as reason for trade is...

Too clarify.. similar to Gurangax and his trade style? Martindale with an over risk limit between all trades but continuous small entries as PA allows?

- [Post 11,879](#)
- [Cleanup](#)
- [Quote](#)
- Oct 8, 2017 11:00pm



[Davit](#)

Joined Feb 2012 | Status: Member | [14,731 Posts](#)

Watch AN guys

*Every accomplishment starts with the decision to try*

1

[Post 11,880](#)

[Cleanup](#)

[Quote](#)

Oct 8, 2017 11:05pm



[Venomousssss](#)

Joined Oct 2015 | Status: Member | [1,123 Posts](#)

[Quoting Davit](#)

Watch AN guys

Don't trade tho pair much.. but looks at key resistance for a good short

[Post 11,881](#)

[Cleanup](#)

[Quote](#)

Oct 8, 2017 11:07pm



[Davit](#)

Joined Feb 2012 | Status: Member | [14,731 Posts](#)

[Quoting Venomousssss](#)

{quote} Too clarify..similar to gurangax and his trade style? Martindale with am over risk limit between all trades but continuous small entries as PA allows?

I don't know who you referring.Idea was taken from book called "Bird hunting in Lion country" and I am sure he took it from someone else.Nothing in trading is new.

Pivots were practiced by Jesse Livermore 1st arguably one of the best traders ever lived.Anyway every trader synthases what works for them My system has nothing to do with Martingale which is sure way to blow an account

[Post 11,889](#)

[Cleanup](#)

[Quote](#)

Oct 9, 2017 10:32am



[Davit](#)

## Davit's Fundamental-Technical Posts since beginning Pivot Trading

### Update: Monday, January 15, 2018

Joined Feb 2012 | Status: Member | [14,731 Posts](#)

#### [Quoting Cryptosurf](#)

Its unreal how a detractor said that pivots are useless as they "repaint" every week. Obviously they have no idea what pivots are and their purpose. If a pair is overcooked one week, you should know that going into the next. It's not that hard to understand. Perfect example is EG. Last week had pushed hard up into the R200. {image}

same individual also posted my Sept graph and accused me of photoshopping it lol as though I have nothing better to do. My trades back up my account graphs ! That's as simple as is. I find some people can't stand my success

perhaps I should take that as complement 🍷🍷  
*Every accomplishment starts with the decision to try*

6

- [Post 11,890](#)
- [Cleanup](#)
- [Quote](#)
- Oct 9, 2017 10:35am



[Davit](#)

Joined Feb 2012 | Status: Member | [14,731 Posts](#)

UJ has been in a range and worth keeping an eye on it. I made good \$\$ shorting this month and last.

[Attached Image \(click to enlarge\)](#)



*Every accomplishment starts with the decision to try*

6

- [Post 11,891](#)
- [Cleanup](#)
- [Quote](#)
- Oct 9, 2017 10:57am



[Davit](#)

Joined Feb 2012 | Status: Member | [14,731 Posts](#)

If you are short on AN which I am don't rush to get out. This should drop below 900 and possibly hit 800 this month  
NZ elections hurt NZD but in my view bleeding is priced in already  
you should not be afraid of fluctuations pairs get pushed and sold daily depending on sentiment right now AUD is getting little love but this pair has lot to drop...  
There is too much differential between NZD and AUD now. I don't know if this makes sense to you guys but pairs that are overstretched want to come back to balance and the whole process gets repeated stretched and balance  
To me its important to spot this

[Post 11,893](#)

[Cleanup](#)

[Quote](#)

Oct 9, 2017 11:53am



[Davit](#)

Joined Feb 2012 | Status: Member | [14,731 Posts](#)

[Quoting dogdays713](#)

{quote} good morning David, from what I have been seeing from reading price chart for the last 6 mo or so is price moves from one extrem to the other? over time. now I mite be wrong.

Yes in most cases but it can range too like UJ. Pivots gave you an edge where those turning points are  
Best thing you can do is watch same pairs everyday and notice those levels almost memorize it. After a while will become second nature like driving a car.

[Post 11,906](#)

[Cleanup](#)

[Quote](#)

Oct 10, 2017 10:07am Edited at 10:27am



[Davit](#)

Joined Feb 2012 | Status: Member | [14,731 Posts](#)

[Quoting Cryptosurf](#)

the great mladen made a nice news indi. <https://www.forexfactory.com/showthread.php?t=705989> {image}

Thanks for sharing this is real cool! and great trading! 🙌🍷

Nice drop on UJ 🙌💰

- [Post 11,914](#)
- [Cleanup](#)
- [Quote](#)
- Oct 12, 2017 10:07am



[DrForexMD](#)

• Joined Jun 2016 | Status: Price Action Trader | [2,520 Posts](#) | Online Now

The OB EU (Fib 100) with great bearish trend with Red News volatility-momentum, reflected by TDI-Pivot and whole number levels. I was able to rebuild my tiny live account this week with TDI-Pivot-MEME approach:

Attached Image (click to enlarge)



Thanks Davit et al !

1

- [Post 11,915](#)
- [Cleanup](#)
- [Quote](#)
- Oct 12, 2017 10:29am



[Davit](#)

• Joined Feb 2012 | Status: Member | [14,731 Posts](#)

Out of EU shorts +195pips  
Just don't know what Draghi might say...  
Initial orders were bearish PA that is but thought to keep them yesterday for further drop then PA went higher I added few more and it worked out. I am explaining because how trades look in the chart.

Attached Image (click to enlarge)



# Davit's Fundamental-Technical Posts since beginning Pivot Trading Update: Monday, January 15, 2018



Every accomplishment starts with the decision to try

5

- [Post 11.916](#)
- [Cleanup](#)
- [Quote](#)
- Oct 12, 2017 10:34am



[Davit](#)

Joined Feb 2012 | Status: Member | [14,731 Posts](#)

[Quoting DrForexMD](#)

The OB EU (Fib 100) with great bearish trend with Red News volatility-momentum, reflected by TDI-Pivot and whole number levels. I was able to rebuild my tiny live account this week with TDI-Pivot-MEME approach: {image} Thanks Davit et al !

Good job! Just keep at it and that tiny account will grow quick 🍀👍

Every accomplishment starts with the decision to try

2

- [Post 11.917](#)
- [Cleanup](#)
- [Quote](#)
- Oct 12, 2017 10:38am



[Davit](#)

Joined Feb 2012 | Status: Member | [14,731 Posts](#)

Got my biggest position on EA 18 positions this month! Bearish Euro would be sweet

Davit's Fundamental-Technical Posts since beginning Pivot Trading  
Update: Monday, January 15, 2018

- [Post 11,935](#)
- [Cleanup](#)
- [Quote](#)
- Oct 12, 2017 4:05pm



[DrForexMD](#)

Joined Jun 2016 | Status: Price Action Trader | [2,520 Posts](#) | Online Now

A Set-And-Forget Sell Stop below a Key Support in OB EU major down trending waiting for RT and PB of PA during a quiet period post LC and before AO (and News):

*Attached Image (click to enlarge)*



4

- [Post 11,944](#)
- [Cleanup](#)
- [Quote](#)
- Oct 13, 2017 7:25am | Edited at 7:45am



[Davit](#)

Joined Feb 2012 | Status: Member | [14,731 Posts](#)

Update on EA  
TP 1.50  
Price at WP now and if it breaks opens up possibility 1.50 even 149  
*Attached Image (click to enlarge)*

# Davit's Fundamental-Technical Posts since beginning Pivot Trading Update: Monday, January 15, 2018



Every accomplishment starts with the decision to try

3

- [Post 11,945](#)
- [Cleanup](#)
- [Quote](#)
- Oct 13, 2017 7:27am



[Davit](#)

Joined Feb 2012 | Status: Member | [14,731 Posts](#)

Update NU

TP 71.75-72 if CPI comes out red may hold this to rest of the month may go higher then 72  
NU has been severely oversold due to elections and I think it has lot in the tank still

Major Short on EG from 91-90 strongest positions TP 85

Attached Image (click to enlarge)



Every accomplishment starts with the decision to try

3

Davit's Fundamental-Technical Posts since beginning Pivot Trading  
Update: Monday, January 15, 2018

- [Post 11,946](#)
- [Cleanup](#)
- [Quote](#)
- Oct 13, 2017 7:32am



[Davit](#)

• Joined Feb 2012 | Status: Member | [14,731 Posts](#)

[Quoting Kubiasty](#)

Davit and fibo38, what gives you signals to enter the trade? Price comes to pivot and then waiting just for TDI cross, or something else more ?

Hi seriously I am surprised at your question. Do you read 1st or you ask then read!  
make sure you watch Mark Douglas videos. Very important you understand probability theory  
good luck

*Every accomplishment starts with the decision to try*

- [Post 11,947](#)
- [Cleanup](#)
- [Quote](#)
- Oct 13, 2017 7:40am



[Davit](#)

• Joined Feb 2012 | Status: Member | [14,731 Posts](#)

[Quoting Expo33](#)

Hi Pivoteers. Thought I'd try one more trade this week selling EU. The R78 looks like it has turned into a nice resistance as price has been bouncing along underneath it since it initially fell thru that level during New York's open yesterday. Will see where we are at before the CPI print comes out. Hopefully there will be an opportunity to take some profits and then micromanage the rest. In the mean time going with very tight SLs. A good start in Frankfurt, hopefully London will follow through. Cheers all, safe trading {image}

good going. Euro crosses were better trades. 🍀👍  
EG specially textbook R61 then dropped like a rock  
*Every accomplishment starts with the decision to try*

2

- [Post 11,948](#)
- [Cleanup](#)
- [Quote](#)
- Oct 13, 2017 7:44am



[Davit](#)

• Joined Feb 2012 | Status: Member | [14,731 Posts](#)

[Quoting Cryptosurf](#)

EN working out nicely as well. {image} Easiest money ever made, thanks Davit!

excellent trading! 🏆🍀

# Davit's Fundamental-Technical Posts since beginning Pivot Trading Update: Monday, January 15, 2018

- [Post 11.955](#)
- [Cleanup](#)
- [Quote](#)
- Oct 13, 2017 8:36am



[Davit](#)

Joined Feb 2012 | Status: Member | 14,731 Posts

Closed NU very nice profitable batch

**+1189pips** 🍀🍀

Attached Image (click to enlarge)



Every accomplishment starts with the decision to try

5

- [Post 11.956](#)
- [Cleanup](#)
- [Quote](#)
- Oct 13, 2017 8:49am



[Davit](#)

Joined Feb 2012 | Status: Member | 14,731 Posts

Closed my EA WP is proving strong R  
too much money not take TP

**+1644 pips**

Between NU and EA this week was outstanding for me!

If this bounces to 51 I may go at it again

Attached Image (click to enlarge)



# Davit's Fundamental-Technical Posts since beginning Pivot Trading Update: Monday, January 15, 2018



Every accomplishment starts with the decision to try

2

- [Post 11,957](#)
- [Cleanup](#)
- [Quote](#)
- Oct 13, 2017 8:52am



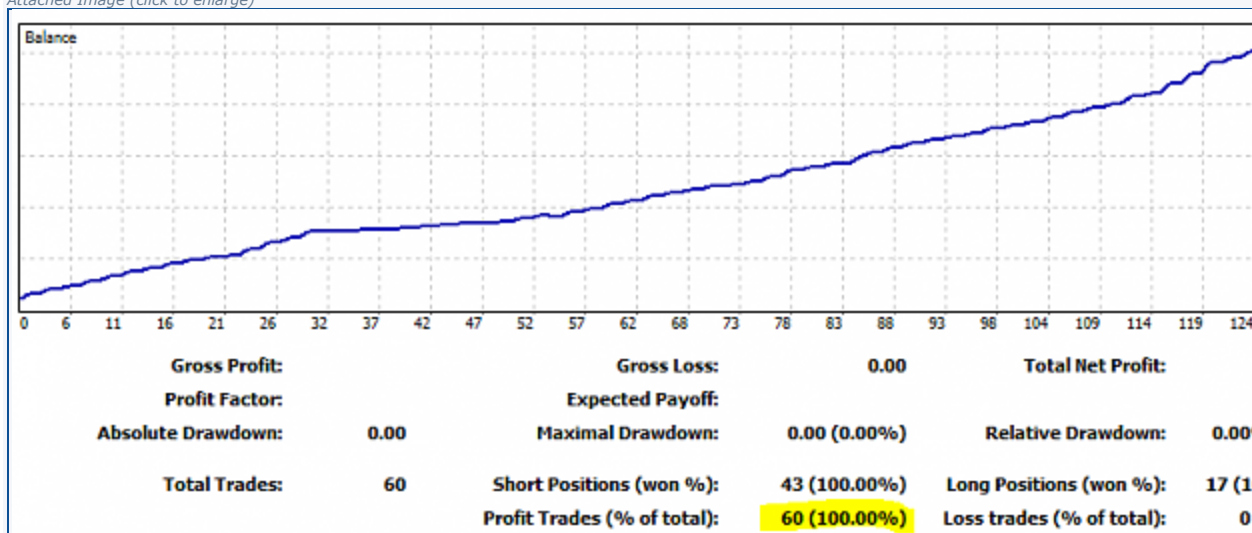
[Davit](#)

• Joined Feb 2012 | Status: Member | 14,731 Posts

finishing the week 100% win and extremely nice profits

I hit my monthly goal of 10% already plus more and have 2 more weeks left for the month. Very pleased

[Attached Image \(click to enlarge\)](#)



- [Post 11,965](#)
- [Cleanup](#)
- [Quote](#)
- Oct 13, 2017 12:35pm



[Davit](#)

Joined Feb 2012 | Status: Member | [14,731 Posts](#)

[Quoting dwe213](#)

{quote} Congratulations! Would you consider posting a Trade Explorer so that we can follow your trades?

Thanks.I find it distracting.Prefer trading without having the pressure to perform or proof anything anyone.

That pressure is also having people follow my trades.Since I strongly believe in probabilities then what I do is nothing different then what is covered here on this thread.If you or others skeptical about my results then just look all my closed trades and do the math.

regards

[Post 11,967](#)

[Cleanup](#)

[Quote](#)

Oct 13, 2017 12:50pm



[Davit](#)

Joined Feb 2012 | Status: Member | [14,731 Posts](#)

[Quoting dwe213](#)

{quote} I'm not skeptical, and don't care who is profitable here. But I am inspired by seeing successful traders in FF who post Trade Explorers. I like to see how other people are trading by seeing their trades. That's all. 😊 And if 20 traders see my trades, and decide to pile in behind me, then I'm even happier. Happy weekend, dude!

I find best traders here none have TE Scott, CNtrader ,Mr. Pip just naming few and 2here trade full time for a living.

Like I said I need my brain clear composed and make sound decisions and last thing I need is worry about people following my trades.

If you find full time trader posting TE here at FF please post.

regards

[Post 11,969](#)

[Cleanup](#)

[Quote](#)


Oct 13, 2017 1:12pm



[Davit](#)

Joined Feb 2012 | Status: Member | [14,731 Posts](#)

So far has been outstanding month! Congrats to those who were profitable following pivots



results so far this month.

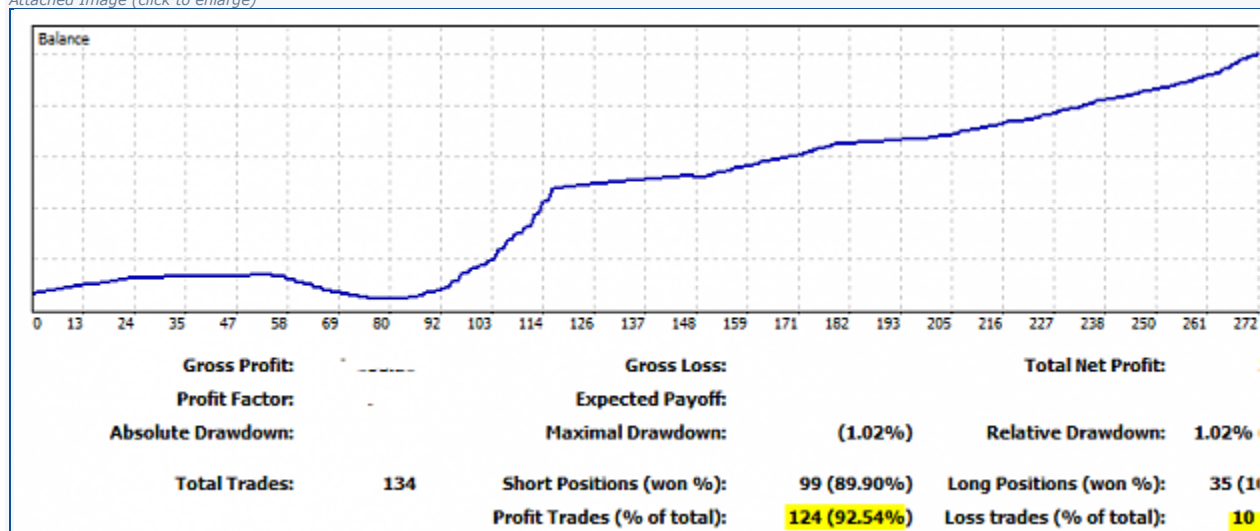
**Mistake I did getting out of EA early.Hard to know the future but still... that's my mistake for the week.**



# Davit's Fundamental-Technical Posts since beginning Pivot Trading

## Update: Monday, January 15, 2018

Attached Image (click to enlarge)



Every accomplishment starts with the decision to try

7

- [Post 11,970](#)
- [Cleanup](#)
- [Quote](#)
- Oct 13, 2017 1:16pm



[Davit](#)

Joined Feb 2012 | Status: Member | 14,731 Posts

Quoting dwe213

{quote} Thank you for your quick reply. I understand that you feel pressure from potential TE viewers, and don't want that distraction. 🙌 Full time traders on FF with Trade Explorers of whom I'm aware: Profitfarmer, hilmy83, me...If you know of any others, please let me know. Thanks, and nice to meet you! 🏃

Thank you will explore. Hilmy83 does not have TE posted clicked on every link he posted and nothing under profile either. I think its just personal preference.Perhaps one day I will post TE when it seizes to distract me.

Nice to meet you too 🙌  
regards

- [Post 11,972](#)
- [Cleanup](#)
- [Quote](#)
- Oct 13, 2017 1:48pm



[Davit](#)

Joined Feb 2012 | Status: Member | 14,731 Posts

Quoting fibo38

EN. Goog weekend !!!!! {image}

Great ⚡🏆💰.Could you post your week's Meta trader results like I did?  
If don't know click account history at the bottom.Then right click and select last week which is this week.

## Davit's Fundamental-Technical Posts since beginning Pivot Trading

### Update: Monday, January 15, 2018

Save as detail report then Snip it and post as image. Love the Snipping tool.  
Thank you  
*Every accomplishment starts with the decision to try*

1

- [Post 11,973](#)
- [Cleanup](#)
- [Quote](#)
- Oct 13, 2017 2:08pm

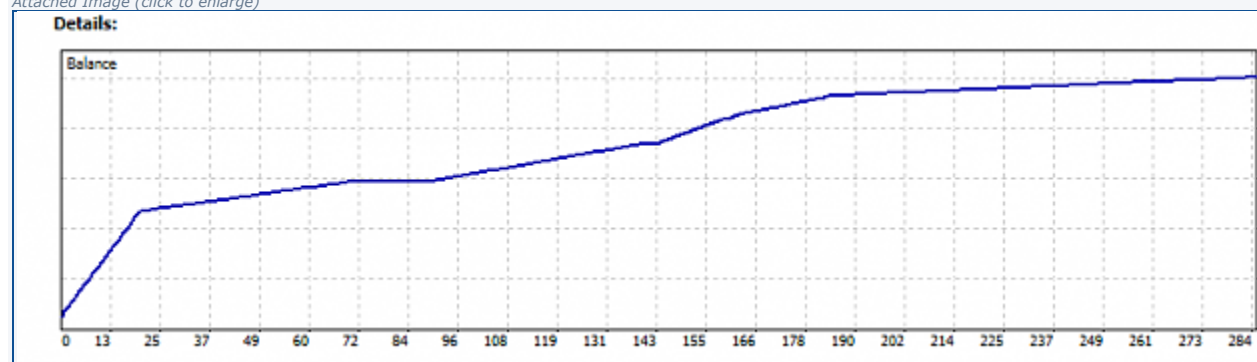


[fibo38](#)

• Joined Mar 2016 | Status: Trader | [1,065 Posts](#)

[quote = Davit; 10389401] {quote} Gran. ⚡🏆💰 ¿Podrías publicar los resultados de Meta Trader de tu semana como lo hice? Si no sabe hacer clic en la historia de la cuenta en la parte inferior. A continuación, haga clic derecho y seleccione la semana pasada que es esta semana. Guardar como informe de detalle, luego recortarlo y enviarlo como imagen. Me encanta la herramienta Snipping. Gracias [/ quote]  
Here you

Attached Image (click to enlarge)



Attached Image

**consecutive wins: 88 consecutive losses: 10**

8

- [Post 11,974](#)
- [Cleanup](#)
- [Quote](#)
- Oct 13, 2017 2:29pm



[Davit](#)

• Joined Feb 2012 | Status: Member | [14,731 Posts](#)

[Quoting fibo38](#)

[quote = Davit; 10389401] {quote} Gran. ⚡🏆💰 ¿Podrías publicar los resultados de Meta Trader de tu semana como lo hice? Si no sabe hacer clic en la historia de la cuenta en la parte inferior. A continuación, haga clic derecho y seleccione la semana pasada que es esta semana. Guardar como informe de detalle, luego recortarlo y enviarlo como imagen. Me encanta la herramienta Snipping. Gracias [/ quote] Here you {image} {image}

great good job 🍷🍀

- [Post 11,976](#)
- [Cleanup](#)

Davit's Fundamental-Technical Posts since beginning Pivot Trading  
Update: Monday, January 15, 2018


- [Quote](#)
- Oct 14, 2017 3:37am



[Kubiasty](#)

• Joined Nov 2013 | Status: Member | [1,094 Posts](#)

[Quoting Davit](#)

Closed NU very nice profitable batch +1189pips  {image}

Hehe its NOT 1000 PIPS - its 1000 points = 100 pips. Funny you dont know that guys reading how many u pips make ;D when you open position you Dont add pips. If u open 1. lot position and make 50 pips profit its the same like you open 0.50 lot x 2 times.. And you make also 50 pips not 50 pips + 50 pips. ;D

- [Post 11,977](#)
- [Cleanup](#)
- [Quote](#)
- Oct 14, 2017 5:01am



[Expo33](#)

• Joined Aug 2013 | Status: Member | [1,668 Posts](#) | Online Now

[Quoting Kubiasty](#)

{quote} Hehe its NOT 1000 PIPS - its 1000 points = 100 pips. Funny you dont know that guys reading how many u pips make ;D when you open position you Dont add pips. If u open 1. lot position and make 50 pips profit its the same like you open 0.50 lot x 2 times.. And you make also 50 pips not 50 pips + 50 pips. ;D



Attached Image (click to enlarge)



"Pride always comes before destruction...." -Proverbs 16:18

3

- [Post 11,978](#)
- [Cleanup](#)
- [Quote](#)
- Oct 14, 2017 7:12am



[Davit](#)

- Joined Feb 2012 | Status: Member | [14,731 Posts](#)

[Quoting Kubiasty](#)

## Davit's Fundamental-Technical Posts since beginning Pivot Trading

### Update: Monday, January 15, 2018

{quote} Hehe its NOT 1000 PIPS - its 1000 points = 100 pips. Funny you dont know that guys reading how many u pips make ;D when you open position you Dont add pips. If u open 1. lot position and make 50 pips profit its the same like you open 0.50 lot x 2 times.. And you make also 50 pips not 50 pips + 50 pips. ;D

[Quoting Kubiasty](#)

Davit and fibo38, what gives you signals to enter the trade? Price comes to pivot and then waiting just for TDI cross, or something else more ?

When you 1st posted above I already knew I was dealing with an idiot when everything is on 1st page in clear English.

What I am surprised that you have actually subscribers.....made me wonder who would want to know what you have to say....Just out of curiosity started reading your posts on other threads ....and pattern emerges someone who consistently "does not get" and your TE reflects it clearly..I suggest you try different endeavor

you are removed from here!

For people who follow me know I actually calculate gains in % that's the truest measure of counting profits!

[Attached Image \(click to enlarge\)](#)

Trader:	 <a href="#">Kubiasty</a>	Performance	Return	Profit	Pips	Entr/Exit	Lots
Broker:	<a href="#">XTB</a>	Today	?	?	?	?	?
Type:	Live	This Week	na	na	na	0/0	na
Balance:	~13	This Month	na	na	na	0/0	na
Unrealized:	na	This Year	?	?	?	?	?
Equity:	~13	All Time	-62.4%	-1,199	-1,402	961/961	7.09198
Latest Closed Trades		Close	Closed	Lots	Return	Profit	Pips
<a href="#">EUR/JPY Sell 129.26</a>		130.79	73 days ago	0.01	-50.0%	-251	-153
<a href="#">EUR/JPY Sell 129.26</a>		130.44	85 days ago	0.01	-37.6%	-238	-117
<a href="#">GBP/USD Buy 1.2482</a>		1.2774	17 weeks ago	0.01	26.1%	294	292
<a href="#">CAD/CHF Buy 0.7145</a>		0.7263	18 weeks ago	0.02	17.9%	291	118
<a href="#">DE./30+ Buy 12,578.1</a>		12,571.5	21 weeks ago	na	-1.5%	-27	na

*Every accomplishment starts with the decision to try*

6

- [Post 11,979](#)
- [Cleanup](#)
- [Quote](#)
- Oct 14, 2017 7:33am | Edited at 7:44am



[Davit](#)

• Joined Feb 2012 | Status: Member | [14,731 Posts](#)

Hi guys

One way to maximize profits is once out of trade wait for correction then get in again.

Example NU I got out at 7180 and should this drop below 7150 I will most likely build another batch of trades.

I have done this repeatedly on every pair I traded lately on UJ EA a lot this month. This is kind of street smart trading following big money.

This is one of the reason I am successful trader because I am not looking at 20pairs I am looking at same pairs I just got out in profits to get in again and again.

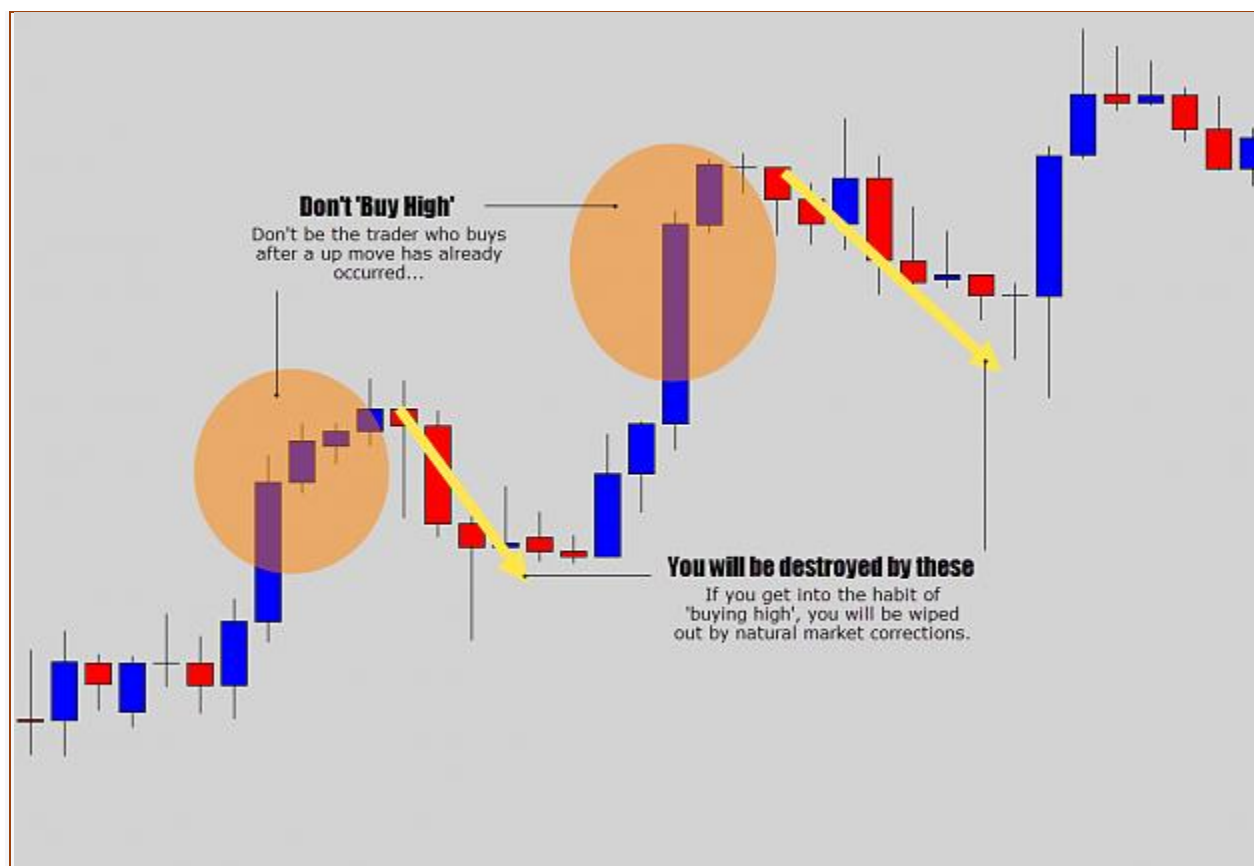
Consequently I may end up trading one month almost exclusively Cad pairs and another month Euro or Yen pairs. I basically follow up on trends and corrections.

When you focus on limited pairs you start seeing patterns better.

People who follow moving averages often fall victim of buying highs and selling lows. Don't fall for it. **Wait for Dips and Rallies!!!!** Can't stress enough. Pivots help when to get in.

[Attached Image \(click to enlarge\)](#)

Davit's Fundamental-Technical Posts since beginning Pivot Trading  
Update: Monday, January 15, 2018



- [Post 11,981](#)
- [Cleanup](#)
- [Quote](#)
- Oct 14, 2017 7:51am



[Davit](#)

• Joined Feb 2012 | Status: Member | [14,731 Posts](#)

[Quoting andy /](#)

Thanks for the info Davit 🙌💪 I usually wait for the candle touched the support zone or the TDI crossed at the bottom (30). {image}

Your arrow is great spot but I believe it might not drop that low. We got Monday NZD CPI which is projected to be positive and market will be gearing up on it in my view unless Yellen says something significant which is happening earlier.

*Every accomplishment starts with the decision to try*

1

2

- [Post 11,982](#)
- [Cleanup](#)
- [Quote](#)
- Oct 14, 2017 3:50pm

[lordqbengs](#)

• | Joined Jan 2008 | Status: Member | [529 Posts](#)

Davit's Fundamental-Technical Posts since beginning Pivot Trading  
Update: Monday, January 15, 2018

Week Ahead...

<https://www.xm.com/week-ahead-uk-inf...in-china-60604>

1

1

- [Post 11,983](#)

- [Cleanup](#)

- [Quote](#)

- Oct 15, 2017 1:15am | Edited at 1:53am



[Davit](#)

- Joined Feb 2012 | Status: Member | [14,731 Posts](#)

love chess and play almost daily

Great amazing game. Going back to trading its all about LOCATION! Just like Chess!  
Nakamura's Immortal Queen!

*Inserted Video*

Love the part when he says Of course Queen can't be captured! over and over 😊

*Every accomplishment starts with the decision to try*

1

2

- [Post 11,984](#)

- [Cleanup](#)

- [Quote](#)

- Oct 15, 2017 8:02am



[Davit](#)

- Joined Feb 2012 | Status: Member | [14,731 Posts](#)

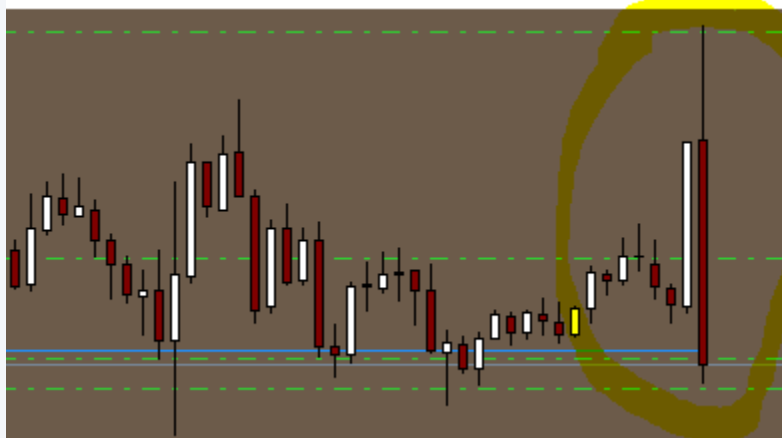
One of the reasons I hate static SL because well your broker, market makers are after your money!

Oanda AN close Friday was over 40 pip spread!!!! now had you had your foolish stupid idiotic SL in place say 980-90 even 1000 you would of had your money taken from you without question! Even though market most likely will open way lower.

If you think its only Oanda you are mistaken most do the same shit.

Its called squaring the house! Spike it and clear the accounts! Be smart Don't put your SL too close or have your SL in \$\$ like I do never fixed.

*Attached Image*





## Davit's Fundamental-Technical Posts since beginning Pivot Trading

### Update: Monday, January 15, 2018

- [Post 11,987](#)
- [Cleanup](#)
- [Quote](#)
- Oct 15, 2017 1:34pm



[Davit](#)

• Joined Feb 2012 | Status: Member | [14,731 Posts](#)

[Quoting lordgbengs](#)

Bloomberg) -- Federal Reserve Chair Janet Yellen says U.S. central bank opted to keep interest rates on hold at its September meeting and "we continue to expect that the ongoing strength of the economy will warrant gradual increases in that rate to sustain a healthy labor market and stabilize inflation around our 2 percent longer-run objective." Says inflation readings over recent months have been "surprisingly soft" "My best guess is that these soft readings will not persist, and with the ongoing strengthening of labor markets, I expect inflation..."

Thank you buddy!

*Every accomplishment starts with the decision to try*

1

1

- [Post 11,988](#)
- [Cleanup](#)
- [Quote](#)
- Oct 15, 2017 1:38pm | Edited at 1:49pm



[Davit](#)

• Joined Feb 2012 | Status: Member | [14,731 Posts](#)

Hi guys its crucially important everyone understands trading my system! Get rid of ALL moving averages! Yes you heard me ALL!

Once again read the 1st page carefully I don't sell bottoms and I don't buy Tops! Sure way to blow your account!

Focus on pivots, follow news, watch PA and support and resistance. If you missed the trade wait for rally or dips to get in but don't continue from the low or Top right away.

Be smart market makers do exactly that get in at rallies and dips follow them learn their footprints.

Below is EA Friday close. What I am sharing here is important guys. Don't blindly sell just because you got some dashboard with 5 red arrows pointing down

as you might have seen at TMS and other threads. Its meaningless. Wait for rally

Pull a chart and look at pivots and get an idea where to get in again. I drew some yellow lines on EA possible rally levels.

[Attached Image \(click to enlarge\)](#)

Davit's Fundamental-Technical Posts since beginning Pivot Trading  
Update: Monday, January 15, 2018



Every accomplishment starts with the decision to try

1

10

- [Post 11,989](#)
- [Cleanup](#)
- [Quote](#)
- Oct 15, 2017 2:05pm



[Davit](#)

- Joined Feb 2012 | Status: Member | [14,731 Posts](#)

AU wait for dips and after very hawkish Yellens talk its very possible for AU to drop real low  
I might look to sell this.

*Attached Image (click to enlarge)*

Davit's Fundamental-Technical Posts since beginning Pivot Trading  
Update: Monday, January 15, 2018



- [Post 11,991](#)
- [Cleanup](#)
- [Quote](#)
- Oct 15, 2017 9:03pm



[Davit](#)

Joined Feb 2012 | Status: Member | [14,731 Posts](#)

Took the plunge on AU  
rather large position looking for 78 as possible TP  
*Attached Image (click to enlarge)*

- [Post 11,997](#)
- [Cleanup](#)
- [Quote](#)
- Oct 16, 2017 12:20am



[Davit](#)

Joined Feb 2012 | Status: Member | [14,731 Posts](#)

*Quoting starpro*

Thanks Heaps Would appreciate if you could post pic when yours changes just to make sure I'm right track ..I trust by then AU should be nudging .78650 😊

here is my new pivot for this week  
if you are off 10pips or less don't worry its normal.

You are off less then 2 pips that's actually very very good. Your WP is 7840 mine is 78389

[Attached Image \(click to enlarge\)](#)



- [Post 12.010](#)
- [Cleanup](#)

Davit's Fundamental-Technical Posts since beginning Pivot Trading  
Update: Monday, January 15, 2018

- [Quote](#)
- Oct 16, 2017 10:01am



Davit

Joined Feb 2012 | Status: Member | 14.731 Posts

Looks like Market is slightly undecided on USD direction. AUD may move faster after monetary policy tonight. As always mark important news days and be aware how that might effect your trades.

1

1

- [Post 12,011](#)
- [Cleanup](#)
- [Quote](#)
- Oct 16, 2017 10:17am



Davit

Joined Feb 2012 | Status: Member | 14,731 Posts

growing legs on this  
*Attached Image (click to enlarge)*



- [Post 12,032](#)
- [Cleanup](#)
- [Quote](#)
- Oct 16, 2017 8:12pm





[Davit](#)

Joined Feb 2012 | Status: Member | 14,731 Posts

This is why placing fix SL is detrimental to your account.  
Look at this spike down!Cleared all weak longs totally. Market Makers clearing the house.Getting tired of people telling me "where is your SL"  
This is war guys.Everyone wants your money! Be smart protect yourself.Trade small and hit it hard when its obvious.

[Attached Image \(click to enlarge\)](#)



- [Post 12,035](#)
- [Cleanup](#)
- [Quote](#)
- Oct 16, 2017 8:37pm



[Davit](#)

Joined Feb 2012 | Status: Member | 14,731 Posts

[Quoting axecap](#)

{quote} I generally agree with comments on manipulated spikes, however there was a cpi announcement at the time and NZD is very volatile at the moment as government coalition announcements due anytime now and rumours abound. There could be a 100 up or 50 pip down spike when the announcement comes. The spike today shows on all brokers and platforms.

AN had 60pip spike on Friday close.No news then. I do understand news but there is lot going on that is not obvious.  
Market is designed to part your money from you.Your job is to protect yourself and know what's going on.

regards

*Every accomplishment starts with the decision to try*

2

2

# Davit's Fundamental-Technical Posts since beginning Pivot Trading

## Update: Monday, January 15, 2018

- [Post 12,036](#)
- [Cleanup](#)
- [Quote](#)
- Oct 16, 2017 8:49pm



[Davit](#)

Joined Feb 2012 | Status: Member | 14,731 Posts

This paragraph is key in my view

"A number of major central banks had either started to reduce the degree of monetary stimulus or were considering doing so. **Nevertheless, financial market pricing suggested that policy rates were expected to remain low for some time.** Members observed that moves towards higher interest rates in other economies were a welcome development, but did not have mechanical implications for the setting of policy in Australia, where the timing of any changes in interest rates would be dependent, as always, on developments in domestic economic conditions. Members also noted that monetary conditions in other advanced economies had been eased significantly more than in Australia since the onset of the financial crisis. "

This is dovish.They want AUD lower before hiking.

Real effect will play out during London and NY  
*Every accomplishment starts with the decision to try*

2

3

- [Post 12,037](#)
- [Cleanup](#)
- [Quote](#)
- Oct 16, 2017 8:54pm

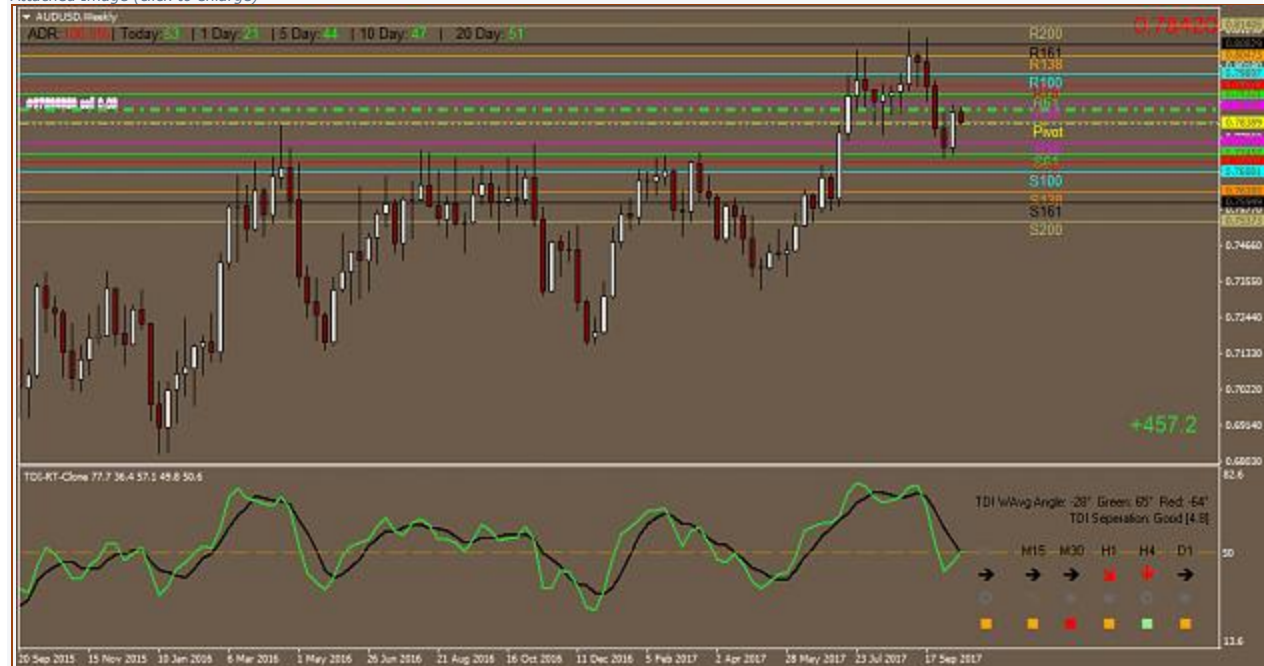


[Davit](#)

Joined Feb 2012 | Status: Member | 14,731 Posts

From a perspective of trend trading its obviously bearish new trend. 3 large weekly red candles followed by correction and most likely more red candles to follow until Dec.

Attached Image (click to enlarge)





Davit's Fundamental-Technical Posts since beginning Pivot Trading  
Update: Monday, January 15, 2018

- [Post 12,046](#)
- [Cleanup](#)
- [Quote](#)
- Oct 17, 2017 2:49am



[Davit](#)

Joined Feb 2012 | Status: Member | 14,733 Posts

If anyone minimum takes away from this thread is how powerful pivots are.

Like now how AU stuck on WP

These levels are powerful. Once you master them it gets easier and easier to make money.

*Attached Image (click to enlarge)*



- [Post 12,058](#)
- [Cleanup](#)
- [Quote](#)
- Oct 17, 2017 10:11am



[Davit](#)

Joined Feb 2012 | Status: Member | 14,733 Posts

*Quoting Alex1055*

{quote} Trades today, 0.6 standard lot on 10k balance. Is this too much, Davit. Thanks for answer. Alexander {image}

risk should be 2-5% account

I tend to risk more because I have more experience. Your used margin is deliriously small. Lucky broker?

*Every accomplishment starts with the decision to try*

## Davit's Fundamental-Technical Posts since beginning Pivot Trading

### Update: Monday, January 15, 2018

1

- [Post 12,059](#)
- [Cleanup](#)
- [Quote](#)
- Oct 17, 2017 10:15am | Edited at 10:32am



[Davit](#)

• Joined Feb 2012 | Status: Member | [14,733 Posts](#)

[Quoting AndrewBa-](#)  
{quote} Thanks!

This is not always true. Move time + or - until it lines up 5pm your local time or whatever broker you use brokers 5pm. Trading day starts at 5pm not 12am not 2am etc.

Line is quick way to see bias for the day. This are quick visual ques to see Price Action in CONTEXT along with TDI and Angelator  
Example AU earlier chart price below starting line 1 5 15 1hr green however H4 RED D black (neutral since day is not over) then you stay on short since longer TF H4 is bear.

Everything on my template is to help you make better decisions. I am a visual person and like getting my info quick and easy.  
Look at my AU all significant arrows are red so I am staying short until price hits major pivot or S/R

If you are anxious to take TP walk away and do something else. Taking early profits is typical and I am still working on this issue myself but getting better.

[Attached Image \(click to enlarge\)](#)



- [Post 12,064](#)
- [Cleanup](#)
- [Quote](#)
- Oct 17, 2017 12:57pm | Edited at 1:09pm



[Davit](#)

• Joined Feb 2012 | Status: Member | [14,733 Posts](#)

[Quoting RedDragon198](#)

How about GBPAUD buy ? Correct methodology entry ? {image}

Its funny that you already took the trades then want assurances that you did ok.

Going to remove you from here. When you grow balls and understand probability theory then you can take trades and **OWN** them then you might have a shot.

You must firmly understand I seriously don't know the future! Ever! But what I know its enough to make \$\$

Five fundamental truths:

1. Anything can happen.

2. **You don't need to know what is going to happen next in order to make money.**

3. There is a **random** distribution between **wins and losses** for any given **set of variables that define an edge.**

4. **An edge is nothing more than an indication of a higher probability of one thing happening over another.**

5. **Every moment in the market is unique.**

– Mark Douglas

I thought if I color it will sink in better!

above is from page 1. I did not post it for decoration! Read it hundred times and read the book Trading in the zone!

- [Post 12,077](#)
- [Cleanup](#)
- [Quote](#)
- Oct 18, 2017 6:43am

- [Alex1055](#)

- | Joined Mar 2016 | Status: Member | [103 Posts](#)

[Quoting Davit](#)

{quote} Its funny that you already took the trades then want assurances that you did ok. Going to remove you from here. When you grow balls and understand probability theory then you can take trades and OWN them then you might have a shot. You must firmly understand I seriously don't know the future! Ever! But what I know its enough to make \$\$ Five fundamental truths: 1. Anything can happen. 2. You don't need to know what is going to happen next in order to make money. 3. There is a random distribution between wins and losses for any given set of...

Amazing Results, Thanks davit, when I come to NY, I pay a dinner and so on.....Alexander


Attached Image (click to enlarge)

# Davit's Fundamental-Technical Posts since beginning Pivot Trading Update: Monday, January 15, 2018



1

- [Post 12,078](#)
- [Cleanup](#)
- [Quote](#)
- Oct 18, 2017 9:36am



[Davit](#)

Joined Feb 2012 | Status: Member | 14,733 Posts

[Quoting Alex1055](#)

{quote} Amazing Results, Thanks davit, when I come to NY, I pay a dinner and so on.....Alexander {image}

great job! 💰🍀

I noticed you used very small margin almost nothing. What's the ratio on your account and broker if you don't mind.

Thank you

*Every accomplishment starts with the decision to try*

- [Post 12,079](#)
- [Cleanup](#)
- [Quote](#)
- Oct 18, 2017 9:59am



[Davit](#)

Joined Feb 2012 | Status: Member | 14,733 Posts

Davit's Fundamental-Technical Posts since beginning Pivot Trading  
Update: Monday, January 15, 2018

**Closed AU +632pips**

was hoping lower number by now but in light of important data coming out on AUD tonight I closed my trades.

Attached Image (click to enlarge)



Every accomplishment starts with the decision to try

3

- [Post 12,080](#)
- [Cleanup](#)
- [Quote](#)
- Oct 18, 2017 10:11am



[Davit](#)

Joined Feb 2012 | Status: Member | 14,733 Posts

UJ is in the zone 🤔

- [Post 12,083](#)
- [Cleanup](#)
- [Quote](#)
- Oct 18, 2017 10:48am



[Davit](#)

Joined Feb 2012 | Status: Member | 14,733 Posts

[Quoting FI1000](#)

{quote} Hi Davit, it looks like it is a demo account from this site <https://www.vipromarkets.com/> if you look at his picture you can see the name on top of the image 😊



## Davit's Fundamental-Technical Posts since beginning Pivot Trading

### Update: Monday, January 15, 2018

thanks didn't notice it at 1st.I guess demo accounts take little margin....to entice live accounts?  
my ratio is 1:50 Oanda live  
*Every accomplishment starts with the decision to try*

- [Post 12,084](#)
- [Cleanup](#)
- [Quote](#)
- Oct 18, 2017 10:49am



[Davit](#)

Joined Feb 2012 | Status: Member | 14,733 Posts

*Quoting DirkH143*

Check out USDCHF.

I don't trade Frankie with -75% interest not suitable to hold and Euro pretty much travels same inverse direction.Its basically shit currency for trading purpose -75% ??lol.

*Every accomplishment starts with the decision to try*

2

- [Post 12,085](#)
- [Cleanup](#)
- [Quote](#)
- Oct 18, 2017 10:56am



[Davit](#)

Joined Feb 2012 | Status: Member | 14,733 Posts

38R should prove strong R

*Attached Image (click to enlarge)*



Davit's Fundamental-Technical Posts since beginning Pivot Trading  
Update: Monday, January 15, 2018

- [Post 12,089](#)
- [Cleanup](#)
- [Quote](#)
- Oct 18, 2017 11:33am



[Davit](#)

Joined Feb 2012 | Status: Member | 14,733 Posts

[Quoting Cryptosurf](#)

{quote} ? EJ is not a cross of UJ, if anything XAUUSD is a cross of UJ due to Yen Carry trade {image}

any pair that does not have USD in it is a cross currency.  
EJ is influenced by Euro/USD and USD/JPY in most cases.  
So if Yen wins on USD you can almost be sure it will win 2xmore on Euro so dropping UJ is exhilarated on EJ in most cases unless Euro gets stronger then Yen.

on it

[Attached Image \(click to enlarge\)](#)



- [Post 12,129](#)
- [Cleanup](#)
- [Quote](#)
- Oct 19, 2017 8:44am



[Davit](#)

Joined Feb 2012 | Status: Member | 14,733 Posts



# Davit's Fundamental-Technical Posts since beginning Pivot Trading Update: Monday, January 15, 2018

Closed UJ +519

Attached Image (click to enlarge)



Every accomplishment starts with the decision to try

5

- [Post 12,130](#)
- [Cleanup](#)
- [Quote](#)
- Oct 19, 2017 8:45am



[Davit](#)

Joined Feb 2012 | Status: Member | [14,733 Posts](#)

Closed EJ missed the spike down was sleeping  
+363

Attached Image (click to enlarge)

# Davit's Fundamental-Technical Posts since beginning Pivot Trading Update: Monday, January 15, 2018



Every accomplishment starts with the decision to try

4

- [Post 12,131](#)
- [Cleanup](#)
- [Quote](#)
- Oct 19, 2017 8:48am



[Davit](#)

Joined Feb 2012 | Status: Member | [14,733 Posts](#)

DD on AN might start trimming this if does not drop.

- [Post 12,137](#)
- [Cleanup](#)
- [Quote](#)
- Oct 19, 2017 2:07pm



[Davit](#)

Joined Feb 2012 | Status: Member | [14,733 Posts](#)

[Quoting Cryptosurf](#)

{quote} Your pivots are correct. That pair benefited by strong AUD data last night then NZD fell on election results/news. As Davit has mentioned in OP: {quote} I would be careful trying to fade that breakout.

Agree and you are one of the handful people here who actually paid attention to page 1 🍷🍷

Every accomplishment starts with the decision to try

1

# Davit's Fundamental-Technical Posts since beginning Pivot Trading

## Update: Monday, January 15, 2018

- [Post 12,138](#)
- [Cleanup](#)
- [Quote](#)
- Oct 19, 2017 2:09pm



[Davit](#)

Joined Feb 2012 | Status: Member | 14,733 Posts

Guys there is opportunity on EJ I got out in profit but still not late to short this. Price can't push to previous high  
As always watch PA

Attached Image (click to enlarge)



- [Post 12,148](#)
- [Cleanup](#)
- [Quote](#)
- Oct 19, 2017 5:57pm



[DrForexMD](#)

Joined Jun 2016 | Status: Price Action Trader | 2,520 Posts | Online Now

Quote  
Expo33

- By the way Davit I just wanted to say I feel your pain in relation to your back.

...

Davit, I also hope you get better as well as you Expo33. Lumbar Epidural steroids work well with acute spinal nerve injuries and usually done in a series of 3 procedures over a 3 to 6 month period. A caudal epidural is just as helpful for those who have already had lumbar spinal surgery who have pain return after a second spinal injury.

All the best for a quick recovery to both of you !

Davit's Fundamental-Technical Posts since beginning Pivot Trading  
Update: Monday, January 15, 2018

- JG

[2](#)

- [Post 12,160](#)
- [Cleanup](#)
- [Quote](#)
- Oct 20, 2017 11:25am



[Davit](#)

• Joined Feb 2012 | Status: Member | [14,733 Posts](#)

[Quoting sonseeker](#)

Hello to All! was reading through here noticed the link to videos "TRADING IN THE ZONE by late Mark Douglas" no longer available. Wondering if anyone has a copy I could listen to?

there you go.Its a PDF file but you can read it.

*Attached File*



[Trading in the Zone - Mark Douglas.pdf](#) 733 KB | 317 downloads

- [Post 12,161](#)
- [Cleanup](#)
- [Quote](#)
- Oct 20, 2017 11:30am



[Davit](#)

• Joined Feb 2012 | Status: Member | [14,733 Posts](#)

[Quoting Expo33](#)

By the way Davit I just wanted to say I feel your pain in relation to your back. Recently I was sitting at a red light in my car when this kid blasted into the rear of my car doing 50 mph. City street with 25 mph speed limit, broad daylight AND in a construction zone during rush hour traffic. Anyways, my L4 disc is now sticking out a full centimeter and pressing fully against my nerves causing excruciating shooting pain. Every other day is another doctor's appt. Today I am going in for an epidural steroid injection that will hopefully help. Ultimately,...

Hi Expo

Thank you for concern.My back is getting better.Doing lots of physical therapy.I hope you feel better and I know how painful back pain can be. Don't dismiss doing specific back exercises some really help.I read most of back pains heal by themselves and no surgery required.

regards

worth reading

Truth about back surgery

<http://www.orthopaedicsurgery.uci.edu...usekeeping.pdf>

*Every accomplishment starts with the decision to try*

[2](#)

- [Post 12,162](#)
- [Cleanup](#)
- [Quote](#)
- Oct 20, 2017 11:42am



[Davit](#)

• Joined Feb 2012 | Status: Member | [14,733 Posts](#)

## Davit's Fundamental-Technical Posts since beginning Pivot Trading

Update: Monday, January 15, 2018

[Quoting DrForexMD](#)

{quote} Davit, I also hope you get better as well as you Expo33. Lumbar Epidural steroids work well with acute spinal nerve injuries and usually done in a series of 3 procedures over a 3 to 6 month period. A caudal epidural is just as helpful for those who have already had lumbar spinal surgery who have pain return after a second spinal injury. All the best for a quick recovery to both of you ! - JG

Thank you for your good vibes.Do feel better

- [Post 12,167](#)
- [Cleanup](#)
- [Quote](#)
- Oct 20, 2017 11:59am



[Davit](#)

• Joined Feb 2012 | Status: Member | [14,733 Posts](#)

[Quoting Cryptosurf](#)

{quote} There's a couple more of MD I found. Its not the same seminar as posted before but still a good one. And definitely read the pdf for sure. <https://www.youtube.com/watch?v=7LGUMFNY3N8&t=35s> [https://www.youtube.com/watch?v=pW4p\\_JbpOvQ&t=352s](https://www.youtube.com/watch?v=pW4p_JbpOvQ&t=352s)

thank you friend.

Core idea to take away from MD is that trading is legit occupation to make money.No different then how casino operates.Its understanding probability theory and random distribution of winners and losers over good chunk of sample size.

Most don't get this part.Your trade outcome is random.The Edge is the key and with Pivots and strong money management like trading small building positions on key pivots you have better EDGE then 3% casino has.

That's it.Keep repeating over and over.Its important you give minimum 3 months to run with this system to see your progress and convince you the merits of it.3 months is good sample size.

cheers

- [Post 12,182](#)
- [Cleanup](#)
- [Quote](#)
- Oct 21, 2017 12:18pm



[Davit](#)

• Joined Feb 2012 | Status: Member | [14,733 Posts](#)

GM guys

Abe won the Elections and this should be positive for Yen buyers like myself.

<https://www.apnews.com/fe4457072b854...ded-to-victory>

possible UJ to drop 12 even 1180-70 next week and EJ 32.50 could be lower

- [Post 12,202](#)
- [Cleanup](#)
- [Quote](#)
- Oct 23, 2017 11:21am



[Davit](#)

• Joined Feb 2012 | Status: Member | [14,733 Posts](#)

GM guys

Sometimes you find your trades in DD. This is normal relax and wait. Time is a factor in trading and I have held trades even months. UJ EJ should come down and I don't think it will take too much time. Most times when I am in red I don't add new trades. I just wait to close what I have. This is to preserve margin and maintain healthy equity.

- [Post 12,204](#)
- [Cleanup](#)
- [Quote](#)
- Oct 23, 2017 11:43am



[Davit](#)

• Joined Feb 2012 | Status: Member | [14,733 Posts](#)

Guys please make sure you watch Mark Douglas videos and understand proper mindset in trading. Understand probability theory **firmly**.

He does a wonderful job of articulating these concepts.

You can learn shitload of systems but without proper mindset and probability understanding you will be like a mouse in a wheel going nowhere.

MD is a real trading coach so much wisdom that it shaped how I think. I have ZERO fear from trading. Yes ZERO because I don't perceive the market as threatening.

This is covered in Trading in the zone and in videos. It's important to have this solidly down.



Its basically repeating an Edge over **series of trades**. Rest is managing money and your own psychology.

- [Post 12,207](#)
- [Cleanup](#)
- [Quote](#)
- Oct 23, 2017 12:18pm



[Davit](#)

• Joined Feb 2012 | Status: Member | [14,733 Posts](#)

[Quoting Mundo](#)

{quote} Yesterday someone showed interest in learning to trade. When they asked me to give them basics they were surprised that all I spoke about was this concept. Hammered Edge over series of trades...that was all. I refused to go any further unless they showed they got this point. Unfortunately they were hoping for some magic system. I agree this is pivotal (intended) in having a successful trading career.

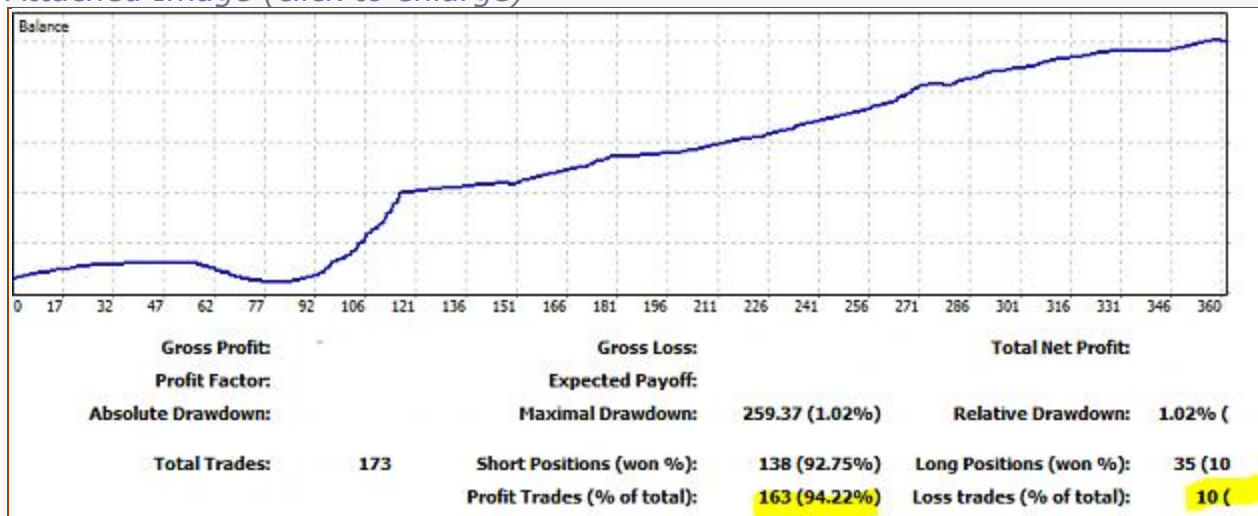
You are doing good job here! I can confirm from my own trading results. June was great July even August loss Sept massively green which covered August loss plus lot more and Oct super green so far. Did I make mistakes in August? probability with thin liquidity market was erratic and threw me off plus my son's surgery took my mind off from trading. Anyway the point I am trying to make is I look upon these months as series of trades not singular trades. Basically like any other business I judge my success quarterly.

If out of 4 Q I win 3 that's beautiful result every hedge fund manager gladly will take.

Stay positive.

my Oct results so far. **Yes I have DD** but its very manageable vs account size.

[Attached Image \(click to enlarge\)](#)



- [Post 12,212](#)

- [Cleanup](#)
- [Quote](#)
- Oct 23, 2017 7:15pm | Edited at 7:33pm



[Davit](#)

• Joined Feb 2012 | Status: Member | [14,733 Posts](#)

[Quoting Thomas88](#)

{quote} AUD/NZD opened 1.11930 was promising with confirmed PA, however extremely overbought. (as it said, above the 100, it has strong fundamentals behind the move) - decided to close with DD at 1.122. Turned out, bad idea. After that jumped to USD/JPY 113.165. I thought the r100 holds, PA confirmed with the first 3-5 candles. Im still in, hopefully it will reach the 112.45. (i believe in it) i think i will stay simple: When PA confirms, price should be near the 78 - i will be in, if the price breaks the level of 100 with a good ammount i will...

Hi Thomas with all cases watch PA even if its at 78-100

In NZD pairs obviously election strong fundemetal factor pushed it to extreme.This is not common more common is price hitting 61-100R/S and turning and rest is probabilities stacking many trades over x amount of time.

I have DD on AN but frankly not worried.It should come down significantly.

To answer clearly its on my 1st post.Watch PA make your trades.  
regards

Dismiss traders who predict extremes like NU at 61 etc.These are same type of traders who predicted EU at parity not long ago.Its human nature to panic.Don't stay calm.I have spent great deal of time on psychology.Its important to see things objectively.

- [Post 12,226](#)
- [Cleanup](#)
- [Quote](#)
- Oct 24, 2017 11:41am



[DrForexMD](#)

• Joined Jun 2016 | Status: Price Action Trader | [2,520 Posts](#) | Online Now

Just riding the waves on the MM coattails using Bearish small 5 Pip trades x 3 lots and SL=300 Pips with overall Bearish trend on the higher TFs:

*Attached Image (click to enlarge)*

Davit's Fundamental-Technical Posts since beginning Pivot Trading  
Update: Monday, January 15, 2018



- [Post 12,268](#)
- [Cleanup](#)
- [Quote](#)
- Oct 25, 2017 12:40pm



[Davit](#)

- Joined Feb 2012 | Status: Member | [14,733 Posts](#)

Looks like people who got banned from here trash me at TMS with flying support from Emmanuel

Sad really. Guy named Black 1st post here was insulting video directing at me now whining about me at TMS.

Emmanuel this clown who accused me of photoshopping my results 😊 (green envy) I guess haters will be haters referring me posts from 2012 when obviously I lacked sufficient knowledge then however I have moved on developed my trading, studied my ass off shared what I do here etc.

Just find it pathetic how some people can be so rude. Anyway guys you are free to trade with this system or another nobody is forcing you to be here.

- [Post 12,271](#)
- [Cleanup](#)
- [Quote](#)
- Oct 25, 2017 12:45pm



[Davit](#)

• Joined Feb 2012 | Status: Member | [14,733 Posts](#)

Guys watch EA its at critical level meaning correction is very likely after serious huge candles drop could be as much as 200pips

• [Post 12,274](#)

• [Cleanup](#)

• [Quote](#)

• Oct 25, 2017 12:53pm



• [Davit](#)

• Joined Feb 2012 | Status: Member | [14,733 Posts](#)

NU at S61 and good spot to build longs

• [Post 12,279](#)

• [Cleanup](#)

• [Quote](#)

• Oct 25, 2017 1:04pm



• [Davit](#)

• Joined Feb 2012 | Status: Member | [14,733 Posts](#)

If you are short on **AN hold on** this could become mega trade going down significantly.

While NZ drop was due to politics AU drop was due to fundamentals economic data which effects more.I think NZD has a great chance of rallying

• [Post 12,283](#)

• [Cleanup](#)

• [Quote](#)

• Oct 25, 2017 1:16pm



• [Cryptosurf](#)

• Joined Feb 2015 | Status: Member | [447 Posts](#)

Investing.com site has current Fib Pivot tables you use as reference. Make sure to change to weekly.

<https://www.investing.com/technical/...ints-fibonacci>

- [Post 12,286](#)
- [Cleanup](#)
- [Quote](#)
- Oct 25, 2017 1:46pm



[Davit](#)

• Joined Feb 2012 | Status: Member | [14,733 Posts](#)

My system and philosophy is modeled after Mark Douglas teachings whom I consider one of the best trading coaches ever.

Most system at FF rarely if ever touch upon probability concept. They usually either trade MA's or some kind of candles however without understanding firmly probability concept the trader usually tries something 1 week fails then tries another system fails and again and again until you hit a wall..

Exploiting an Edge is in my opinion what true trading is. I believe in a trader when he/she says I don't know the future. That's a huge leap in psychology to accept that we don't know the future best we can do is putting an Edge in play.

Pivot Edge is tremendous all you have to do is put up a chart and look. Rest is managing stops and repeating it over and over until you get good chunk of sample size.. To me this is as simple as it gets

- [Post 12,305](#)
- [Cleanup](#)
- [Quote](#)
- Oct 26, 2017 8:18am | Edited at 9:07am



[DrForexMD](#)

• Joined Jun 2016 | Status: Price Action Trader | [2,520 Posts](#) | Online Now

Thank you Davit et al:

*Attached Image (click to enlarge)*

Davit's Fundamental-Technical Posts since beginning Pivot Trading  
Update: Monday, January 15, 2018



I think you changed my life ! However, I will not post anymore as I know the need for Chart uniformity here ! I completely understand...I just wanted to let you know how much I have gotten from here, because of you all !

With deep appreciation,

JG

- [Post 12,310](#)
- [Cleanup](#)
- [Quote](#)
- Oct 26, 2017 11:24am



[AlexC](#)

• Joined Jan 2010 | Status: Primary Technical Trader | 4,058 Posts

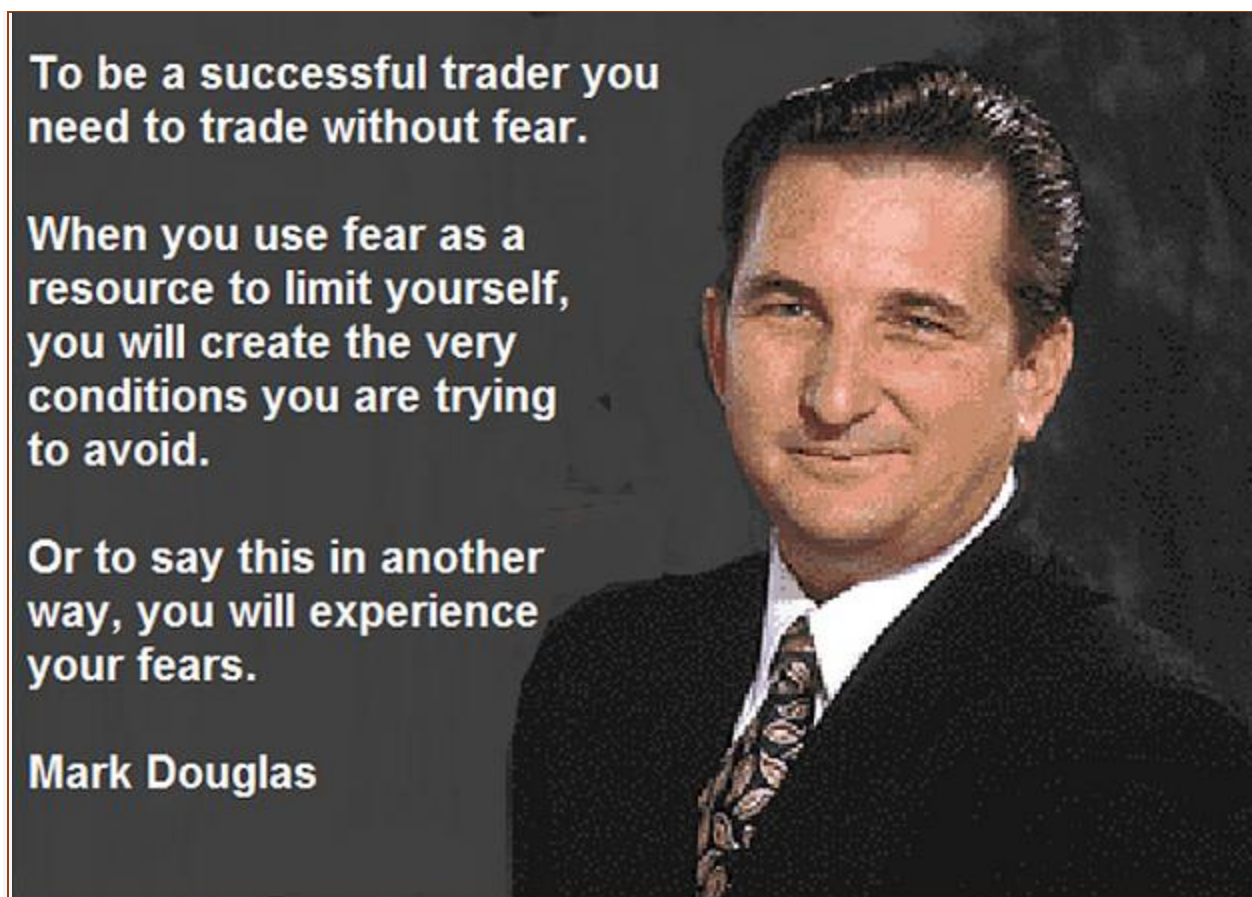
[Quoting Davit](#)

My system and philosophy is modeled after Mark Douglas teachings whom I consider one of the best trading coaches ever.

**A reason to stop and ponder.**

*Attached Image (click to enlarge)*





- [Post 12,313](#)
- [Cleanup](#)
- [Quote](#)
- Oct 26, 2017 12:24pm



[Davit](#)

• Joined Feb 2012 | Status: Member | [14,733 Posts](#)

[Quoting DrForexMD](#)

Thank you Davit et al: {image} I think you changed my life ! However, I will not post anymore as I know the need for Chart uniformity here ! I completely understand...I just wanted to let you know how much I have gotten from here, because of you all ! With deep appreciation, JG

you can post whatever you like.I wont be much here after Oct.  
Thank you and best of luck 🍀👍

- [Post 12,316](#)
- [Cleanup](#)
- [Quote](#)
- Oct 26, 2017 1:08pm



[Davit](#)

Davit's Fundamental-Technical Posts since beginning Pivot Trading  
Update: Monday, January 15, 2018

• Joined Feb 2012 | Status: Member | [14,733 Posts](#)

[Quoting Savager](#)

Where are you going after October David? Will really miss your posts.

I may post on this thread on occasion but I may post on my journal with limited access.

Also its Davit not David 😊

*Every accomplishment starts with the decision to try*

• [Post 12,317](#)

• [Cleanup](#)

• [Quote](#)

• Oct 26, 2017 1:12pm



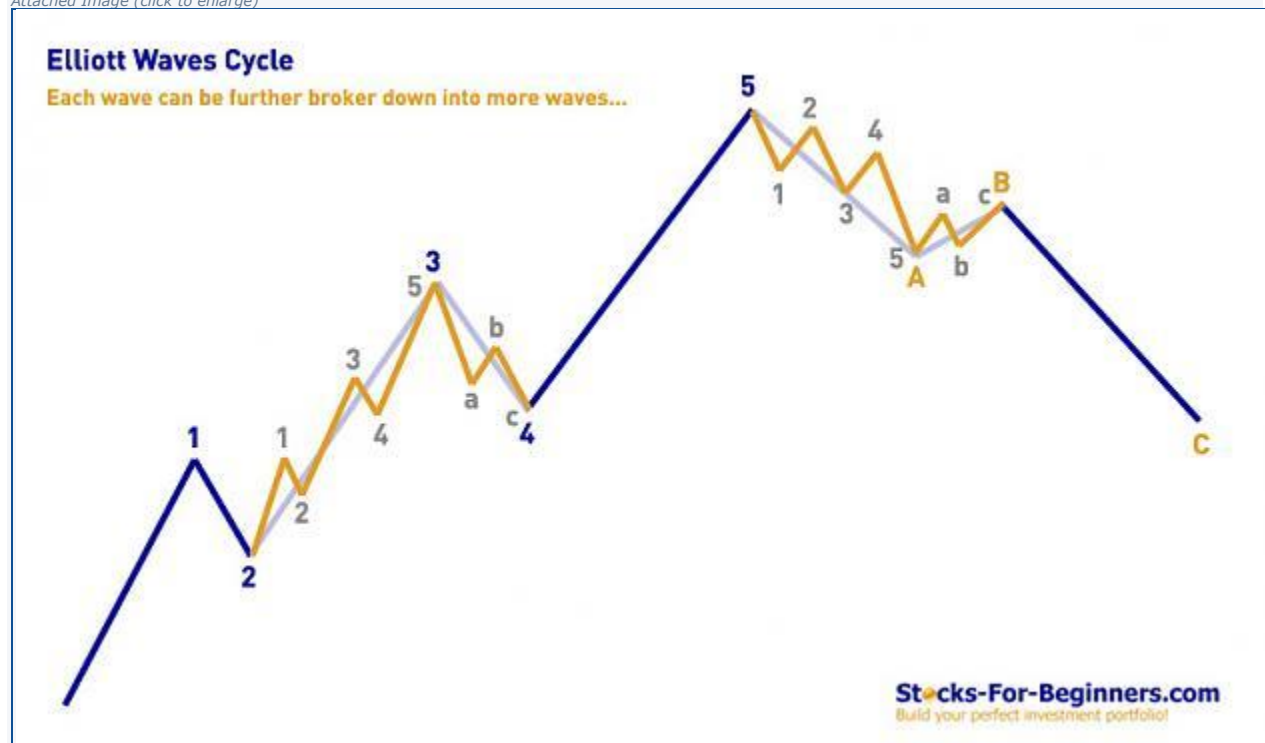
[Davit](#)

• Joined Feb 2012 | Status: Member | [14,733 Posts](#)

When holding trades like example EJ after dropping 170pips its normal to see a bounce so you can either close trades in profit then enter again higher up or let what you got to run. Just saying that nothing goes down in straight line.

Some understanding of Elliot Wave patterns helps

[Attached Image \(click to enlarge\)](#)



*Every accomplishment starts with the decision to try*

4

• [Post 12,318](#)

• [Cleanup](#)

• [Quote](#)

• Oct 26, 2017 1:16pm

Davit's Fundamental-Technical Posts since beginning Pivot Trading  
Update: Monday, January 15, 2018



[Davit](#)

Joined Feb 2012 | Status: Member | [14,733 Posts](#)

Major decision on rate BOE beginning next month.Expectation is raising back to .50 and if that happens 85 EG very likey  
I am short on this for months

[Post 12,320](#)

[Cleanup](#)

[Quote](#)

Oct 26, 2017 1:24pm



[Davit](#)

Joined Feb 2012 | Status: Member | [14,733 Posts](#)

[Quoting Cryptosurf](#)

Noticed EG struggling to stay above WP. {image}

With very dovish ECB 85 likely.This is a mega trade for me.Should  
boast my account significantly

[Post 12,330](#)

[Cleanup](#)

[Quote](#)

Oct 26, 2017 6:35pm | Edited Oct 27, 2017 9:14am



[DrForexMD](#)

Joined Jun 2016 | Status: Price Action Trader | [2,520 Posts](#) | Online Now

Hey Davit and friends:

As was told to us in medical school, where doctors become over-worked at the cost of family, friends and health - balance your time with:

1) 33% work (8 hrs); 2) 33% family, friends and play (8 hrs) ; and most importantly, 3) adequate Sleep (8 hrs) to recharge your energy (batteries).

But, if you love your work, it can be like playing - the best of both worlds.

Finally, healthy diet, paced daily exercise, moderation in alcohol and avoiding nicotine, is the way to go !

But, I do not follow all these suggestions all the time (LOL) - and only now work at it - following the old tenet "Physician Heal Thyself" - Luke 4:23

Good luck and thank you our brilliant Forex teacher (your honorable Sensai [Japanese]) - going on sabbatical is always good to rest-up while reflecting on your priorities and future plans !

I hope you will be back even as part-time or occasionally consultant as you noted above! This thread is your Baby !

As I like to say: Learn from the past, live in the now and realistically plan for your future (i.e. a 5 and 10 year personal business plan).

Without your health, serenity and love, all the money you can make, is meaningless ! Even Mr. Bill Gates needs to keep up with his health and visits one of us (LOL) ! Actually, and humbly, I had a patient who was a Texas multimillionaire oil investor and partner for an oil consulting company. He would fly in on a private jet, arrive in a limousine to my office with body guards in black suites and in a wheelchair. He suffered from severe rheumatic cervical arthritis with constant daily neck pain who paid me \$10,000 for 1 hour of my time and treatment every 3 months. So, with the extra money, I was better able to care for patients with minimal money on medicaid, etc. I loved my work, but lost everything due to poor health due to over-work ("Physician Burn-out Syndrome"! I should have paced myself as I was warned in medical school !

Albert Einstein scribbled something in German like it is better to live a humble life, than to suffer from the stress of constant competition in trying to be the top of your field - this profound simple adage was scribbled on a piece of paper to a waiter as a tip because he had no money on him in Tokyo at a conference. That tiny piece of paper with his thoughts recently sold for \$1.56 million dollars at auction 2 days ago in Israel. There must be something to that very expensive statement by one of the most brilliant minds of human history !

Be well to you and yours 💰🏆😊

-Your Friend, JG

PS: But Davit, knowing your work here, you know all this anyway ! Thanks again ! Peace (Shalom) to all !

7

- [Post 12,336](#)
- [Cleanup](#)
- [Quote](#)
- Oct 27, 2017 6:13am

Davit's Fundamental-Technical Posts since beginning Pivot Trading  
Update: Monday, January 15, 2018



[Davit](#)

Joined Feb 2012 | Status: Member | 14,733 Posts

GM guys  
closed my **EJ +1100** decent gain 12 positions. May get in short if bounces up close to 133 which I think it will  
generally corrections are AB=CD 3 wave patters.

Notice from my chart that I don't irrationally keep adding trades. Notice wide area on top where I did not. Once I reach lot level on a pair I stop which prevents overtrading

Attached Image (click to enlarge)



Every accomplishment starts with the decision to try

5

[Post 12,337](#)

[Cleanup](#)

[Quote](#)

Oct 27, 2017 6:18am



[Davit](#)

Joined Feb 2012 | Status: Member | 14,733 Posts

[Quoting DrForexMD](#)

Hey Davit and friends: As was told to us in medical school, where doctors become over-worked at the cost of family, friends and health - balance your time with: 1) 33% work (8 hrs); 2) 33% family, friends and play (8 hrs); and most importantly, 3) adequate Sleep (8 hrs) to recharge your energy (batteries). But, if you love your work, it can be like playing - the best of both worlds. Finally, healthy diet, paced daily exercise, moderation in alcohol and avoiding nicotine, is the way to go! But, I do not follow all these suggestions all the time...

wow that's very nice amazing post Doc 🍀🍀🍀 Agree with you on taking care of self. I think you are gonna get better and better at this until it will become like driving a car intuitive when you just do it.  
cheers

Every accomplishment starts with the decision to try

2

Davit's Fundamental-Technical Posts since beginning Pivot Trading  
Update: Monday, January 15, 2018

- [Post 12,338](#)
- [Cleanup](#)
- [Quote](#)
- Oct 27, 2017 6:21am



[Davit](#)

- Joined Feb 2012 | Status: Member | [14,733 Posts](#)

I am long on NU will hold this lot longer

- [Post 12,340](#)
- [Cleanup](#)
- [Quote](#)
- Oct 27, 2017 6:26am



[Davit](#)

- Joined Feb 2012 | Status: Member | [14,733 Posts](#)

Power of pivots! You want an EDGE? 😊  
I am sure some will say but surely Davit you are being selective! Well dahh of course you should be selective 61-100 levels is the zone rest is probability.  
*Attached Images (click to enlarge)*



Davit's Fundamental-Technical Posts since beginning Pivot Trading  
Update: Monday, January 15, 2018



- [Post 12,341](#)
- [Cleanup](#)
- [Quote](#)
- Oct 27, 2017 6:31am



[Davit](#)

Joined Feb 2012 | Status: Member | 14,733 Posts

EU coincidence? think not.  
[Attached Image \(click to enlarge\)](#)

Davit's Fundamental-Technical Posts since beginning Pivot Trading  
Update: Monday, January 15, 2018



Every accomplishment starts with the decision to try

5

- [Post 12,342](#)
- [Cleanup](#)
- [Quote](#)
- Oct 27, 2017 6:32am



[Davit](#)

Joined Feb 2012 | Status: Member | [14,733 Posts](#)

EJ notice support S61 and where it turned  
*Attached Image (click to enlarge)*

# Davit's Fundamental-Technical Posts since beginning Pivot Trading Update: Monday, January 15, 2018



Every accomplishment starts with the decision to try

2

- [Post 12,343](#)
- [Cleanup](#)
- [Quote](#)
- Oct 27, 2017 6:35am



[Davit](#)

Joined Feb 2012 | Status: Member | [14,733 Posts](#)

AC has been my most lucrative pair this year.I don't think I lost a trade on this.Very predicable pair and "safe" rarely goes crazy tends to range a lot since both are commodity pairs.Range is good \$\$ unlike other systems I love rangy pairs!  
this is on my radar R38 is real resistance on this

*Attached Image (click to enlarge)*

# Davit's Fundamental-Technical Posts since beginning Pivot Trading Update: Monday, January 15, 2018



Every accomplishment starts with the decision to try

3

- [Post 12,344](#)
- [Cleanup](#)
- [Quote](#)
- Oct 27, 2017 6:47am



[Davit](#)

Joined Feb 2012 | Status: Member | [14,733 Posts](#)

UC broke weekly pivots the "zone"and when that happens I look at fibs from latest swing.  
2945 key fib level.This is something Scott does whom I have lot of respect  
this being Friday UC may drop a bit as the whales may take profit  
*Attached Image (click to enlarge)*

Davit's Fundamental-Technical Posts since beginning Pivot Trading  
Update: Monday, January 15, 2018



- [Post 12,345](#)
- [Cleanup](#)
- [Quote](#)
- Oct 27, 2017 6:56am

vickym

Joined Feb 2011 | Status: Member | [520 Posts](#)

Going well this one...

[Attached Image \(click to enlarge\)](#)



*Fall seven times, stand up Eight! #GGMU*

1

## Davit's Fundamental-Technical Posts since beginning Pivot Trading

Update: Monday, January 15, 2018

- [Post 12,346](#)
- [Cleanup](#)
- [Quote](#)
- Oct 27, 2017 6:59am



[Davit](#)

• Joined Feb 2012 | Status: Member | [14,733 Posts](#)

[Quoting Thomas88](#)

{quote} Almost the same here Davit. 5% profit for the week, i decided to take the DD on uj because of the us q/q gdp. Also took a big DD on ea earlier as i wrote before, however after reentering i made it breakeven. Thank you for your work, im following quietly almost from the beginning. Hope you will be around not just so occasionally. I would love to see how are you evolving after you rise the lots! Regards {image}

I think you should work out a cut out point how much you are willing to invest on a pair to see if its working.

Worst case scenario is when positions get too big and becomes detrimental on the account.

Find your SL cut out point.

*Every accomplishment starts with the decision to try*

- [Post 12,347](#)
- [Cleanup](#)
- [Quote](#)
- Oct 27, 2017 7:02am



[Davit](#)

• Joined Feb 2012 | Status: Member | [14,733 Posts](#)

[Quoting vickym](#)

Going well this one... {image}

this has lot in it.I am thinking 800-700. May take few months

*Every accomplishment starts with the decision to try*

- [Post 12,348](#)
- [Cleanup](#)
- [Quote](#)
- Oct 27, 2017 7:12am



[vickym](#)

• Joined Feb 2011 | Status: Member | [520 Posts](#)

[Quoting Davit](#)

{quote} this has lot in it.I am thinking 800-700. May take few months

Yea, I agree. I might take one pos off at Pivot if it reaches today (which I doubt). The other position I plan to carry longer. If it does gather pace on the downside, I might move both pos and scale another one in. Watching PA closely. Cheers!

- [Post 12,351](#)
- [Cleanup](#)
- [Quote](#)
- Oct 27, 2017 7:26am



Davit's Fundamental-Technical Posts since beginning Pivot Trading  
Update: Monday, January 15, 2018



[Davit](#)

Joined Feb 2012 | Status: Member | [14,733 Posts](#)

Really want EJ bounce to get in short again. May drop to 32 without bounce....hate leaving money out

Taking profit is always tricky. Sometimes you hold and it works other times it eats profits then you are forced to get out on less profit.  
Its a constant battle.

*Every accomplishment starts with the decision to try*

[Post 12,352](#)

[Cleanup](#)

[Quote](#)

Oct 27, 2017 7:30am



[Davit](#)

Joined Feb 2012 | Status: Member | [14,733 Posts](#)

9880 is good number on AC to short. Waiting on this to hit hard

R38 very strong on this pair of late. see my previous chart on AC or zoom out on H4 D to see it better

*Attached Image (click to enlarge)*



*Every accomplishment starts with the decision to try*

1

[Post 12,353](#)

[Cleanup](#)

[Quote](#)

Oct 27, 2017 7:37am



[Davit](#)

Joined Feb 2012 | Status: Member | [14,733 Posts](#)

[Quoting pgr45za](#)

{quote} Please note that the Fib level is 1.272, which gives 1.2970, also major support on daily frame that COULD become resistance. Likely (as in probable!), but not certain. Level also coincides with AB = CD projection 100. 😊

## Davit's Fundamental-Technical Posts since beginning Pivot Trading

Update: Monday, January 15, 2018

yes every scenario is possible however major moves also have strong corrections.I trade logically and also without fear.

Rest is probabilities over series of trades.This concept has a hard time sinking with new traders.I could be wrong on UC for example and so what.Lets say I lost batch of trades 12 positions.Out of 150 winning trades losing 12-50 trades is nothing .This is how you should think bigger picture.

Oct 27, 2017 1:19pm | Edited at 1:30pm



[Davit](#)

Joined Feb 2012 | Status: Member | [14,733 Posts](#)

Its good following charts before and after

AC

follow my posts on AC today and now. If you had to do 1trade a day this was it.Please read my previous posts charts on AC

This is why this system is winning one!

Attached Image (click to enlarge)



Every accomplishment starts with the decision to try

3

[Post 12,369](#)

[Cleanup](#)

[Quote](#)

Oct 27, 2017 1:21pm



[Davit](#)

Joined Feb 2012 | Status: Member | [14,733 Posts](#)

[Quoting Hebelitt](#)

beautiful weekend {image}

nice harvest 🍷 That's a German beeerrr 🍷

Every accomplishment starts with the decision to try

1

Davit's Fundamental-Technical Posts since beginning Pivot Trading  
Update: Monday, January 15, 2018

- [Post 12,370](#)
- [Cleanup](#)
- [Quote](#)
- Oct 27, 2017 1:26pm

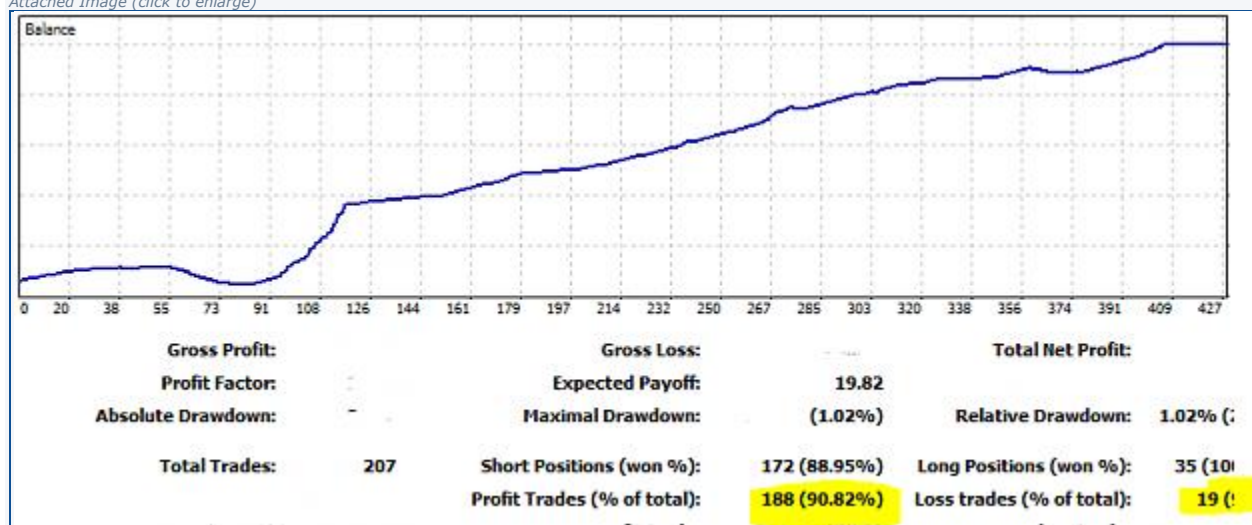


[Davit](#)

• Joined Feb 2012 | Status: Member | 14,733 Posts

Some people can't get around my results and resort accusing me of photoshopping it etc 🤔😏  
If you followed my posts all Oct you will see my progression of account charts I posted and Trades I closed. End of story.

I made enough this month to pay for my mortgage, car, phone, insurance plus additional amount left to build the account 🍀👍  
[Attached Image \(click to enlarge\)](#)



- [Post 12,372](#)
- [Cleanup](#)
- [Quote](#)
- Oct 27, 2017 1:43pm



[Davit](#)

• Joined Feb 2012 | Status: Member | 14,733 Posts

In my opinion if Trump fails to pass Tax reform USD will weaken significantly. Lot rides on it.

I am holding UJ shorts possible 110

- [Post 12,374](#)
- [Cleanup](#)
- [Quote](#)
- Oct 27, 2017 2:03pm



[Davit](#)

Joined Feb 2012 | Status: Member | [14,733 Posts](#)

As you guys know already I play lots of rabid chess when waiting for trades. I basically play 10-15 games a day 5min ones. This is very healthy for the brain. It forces you to see details, (I can't count how many people addressed me David 😂) chart patterns better. Chess is brain gymnastics. I play at chess.com free and great site.

I also like watching good chess games.  
brilliant game by Tal the artist of the Chess Players.

*Inserted Video*

[Post 12,380](#)

[Cleanup](#)

[Quote](#)

Oct 28, 2017 5:06pm



[Davit](#)

Joined Feb 2012 | Status: Member | [14,733 Posts](#)

*Quoting jarfx05*

{quote} My 5 cents in pivot trade topic. <http://www.investopedia.com/universi...ve-traders.asp>

Hi Ian tried to read it but could not find direct reference  
If you can direct me that would be great! Thank you

[Post 12,381](#)

[Cleanup](#)

[Quote](#)

Oct 28, 2017 5:07pm



[Davit](#)

Joined Feb 2012 | Status: Member | [14,733 Posts](#)

*Quoting bohurst*

Big Divergence setup in EU {image}

Catalan crises brewing now I would be cautious buying Euro now. Generally I notice Divergences but seldom if ever it becomes a trigger for me.

You can have D and price dropping another 200 pips... It's how oscillator calculates and can be irrelevant on real market.

You should watch Mark Douglas video on "how price moves" very insightful

- [Post 12,381](#)
- [Cleanup](#)
- [Quote](#)
- Oct 28, 2017 5:07pm



[Davit](#)

• Joined Feb 2012 | Status: Member | [14,733 Posts](#)

[Quoting bohurst](#)

Big Divergence setup in EU {image}

Catalan crises brewing now I would be cautious buying Euro now. Generally I notice Divergences but seldom if ever it becomes a trigger for me.

You can have D and price dropping another 200pips...Its how oscillator calculates and can be irrelevant on real market.

You should watch Mark Douglas video on "how price moves" very insightful

- [Post 12,385](#)
- [Cleanup](#)
- [Quote](#)
- Oct 28, 2017 5:14pm



[Davit](#)

• Joined Feb 2012 | Status: Member | [14,733 Posts](#)

[Quoting pgr45za](#)

{quote} EU's fate for now depends on: 1. Tax reform in US (approval would drive USD higher, across the board) 2. Catalan crisis (euro is set to depreciate further - I don't see Catalonia going back on its word) Also, fundamentally, it's worth keeping in mind: A. Dovish Draghi B. The prospect of John Taylor from Stanford U becoming Fed Chair (he prefers tighter monetary policy and a sclaiing down of the Fed's balance sheet)

I really like your thought process. You have a genuine shot in trading 🍷👍



- [Post 12,387](#)
- [Cleanup](#)
- [Quote](#)
- Oct 28, 2017 5:34pm



[Davit](#)

• Joined Feb 2012 | Status: Member | [14,733 Posts](#)

Some of my art. These are linoleum block prints

*Attached Images (click to enlarge)*







- [Post 12,389](#)
- [Cleanup](#)
- [Quote](#)
- Oct 28, 2017 5:38pm



[Davit](#)

- Joined Feb 2012 | Status: Member | [14,733 Posts](#)

figure collage  
*Attached Image*





- [Post 12.392](#)
- [Cleanup](#)
- [Quote](#)
- Oct 28, 2017 5:45pm



[Davit](#)

• Joined Feb 2012 | Status: Member | 14,733 Posts

[Quoting pgr45za](#)  
{quote} Powerful! Congrats

Thank you have lot more works but don't want to flood in trading forum. Here is another expressive piece with color ink

I'll stop now

*Attached Image*

Davit's Fundamental-Technical Posts since beginning Pivot Trading  
Update: Monday, January 15, 2018



- [Post 12,398](#)
- [Cleanup](#)
- [Quote](#)
- Oct 29, 2017 10:13pm



[Davit](#)

• Joined Feb 2012 | Status: Member | [14,733 Posts](#)

[Quoting vickym](#)

UC looks interesting Daily {image} Hourly - look at the support last week, right at this week's pivot. I will look to buy some in this zone {image}

I prefer buying the CAD against AUD waiting for it to spike little higher

Very likely price testing the low support the green box I drew

*Attached Image (click to enlarge)*

# Davit's Fundamental-Technical Posts since beginning Pivot Trading Update: Monday, January 15, 2018



Every accomplishment starts with the decision to try

1

- [Post 12,399](#)
- [Cleanup](#)
- [Quote](#)
- Oct 29, 2017 11:17pm



[Davit](#)

Joined Feb 2012 | Status: Member | [14,733 Posts](#)

One of the key aspects of successful trading is developing patience to take best set ups. Its always tempting to place an order but this urge must be reigned in. Animals do it naturally. They attack only when distance is closest to prey and increasing the odds of success. In my opinion best traders are predator animals. The stalking, waiting etc. Here is one of my all time favorite articles on the subject.

<http://www.learntotradethemarket.com...-forex-trading>  
very well written and sinks in with my trading style.

## What Crocodiles Can Teach You About Trading



By [Nial Fuller](#) in [Forex Trading Articles](#) Last updated on October 4th, 2017 | [146 Comments](#)

**New Year Special:** Until January 31st, **Save 30% Off** Nial Fuller's Professional Forex Trading Course, Daily Trade Setups Newsletter, Live Trading

Forum & Email Mentoring - [Click Here.](#)





Here in tropical Australia, the saltwater crocodile is a fearsome and intelligent predator known to wait patiently for days or weeks on end until unaware prey come to the water's edge and become its next meal. Crocodiles are by many accounts the most successful animal that has ever lived; they've been around for about 200 million years and have out-lived the Dinosaurs, and they've evolved over time to become perhaps the most successful predator on Earth, next to humans. Crocodiles are opportunistic predators; they've been known to learn the behavior of their prey and lie in wait for long periods of time almost to the point of starving, and then when the time is right they snatch their prey with confidence and precision.

In fact, it is quite common for people to swim with these animals for days or even weeks without any sign of aggression, until one day somebody goes swimming, fishing or even walking, and they never return. This demonstrates real-world evidence that one of the oldest and most methodical predators on Earth is also one of the most patient and disciplined that has ever lived. Darwin's survival of the fittest theory certainly favors this creature; they've been around since Dinosaur times because their method of hunting and adapting is so successful. The salt water crocodile is perhaps nature's ultimate "sniper"... it only needs to eat once a week or so because it makes high quality kills rather than a high quantity of low-quality kills.

As traders, there's a ton of things we can learn from the crocodile, let's discover some of them...

## Crocodiles are a trader's best role model

The crocodile is actually our best role model as traders; their behavior is really the perfect metaphor for how a trader needs to behave. We are without doubt predators, not just trading predators, but as humans we are naturally built and function as hunters. As traders, we must copy the crocodiles' methods of hunting; we must be disciplined, patient, adaptable and methodical in our approach. Crocs have also demonstrated an ability to learn quickly and avoid risky situations as we will discuss more about later, these are also things that we need to do as traders.

Think of the crocodile...he's big, fat, long and needs A LOT of protein in his diet to survive, to swim and to hunt. Is his energy best spent going around all day eating little bait fish which are easy to catch? Imagine how much energy he would expend trying to catch a high quantity of low-quality prey like that all day. If you have ever seen these crocodiles like I have in person, you will understand what I am saying; crocs are designed and have evolved to be patient "sniper" hunters...many little meals do not interest them as much as a big juicy nourishing meal does.

By trading less... our aim is to make a nice large "meaty" size trade that sustains us until our next trade. Sure we may have a few losses along the way to our big prize, but the goal here remains clear; waiting on the sidelines (or the shores of the river like the crocodile) to pounce on our prey and cop a huge nourishing meal. We don't want to be running all over the pond or river looking for any small piece of meat or fish that we can find...we are going to wait it out and score ourselves a nice big juicy profitable trade (or in the crocodiles case, probably a kangaroo, a dog, or maybe even a human).

There is an expression in the English language that most will have heard at some point in their lives: "All good things come to those who wait". This phrase is merely discussing the merits of being patient, possibly frugal, disciplined and well planned, but its implications are profound and very true for both the crocodile and the trader.

It may shock some of you to know that nowadays I may trade only 3 times per week or even less some weeks. You're probably thinking "That's not enough trades to make money", I don't blame you for thinking that way and it's easy to think that way with most mainstream Forex websites pumping day trading and high frequency trading. But, my own personal experience is that it's much more lucrative to wait patiently for high-quality trade setups than it is to stay glued to your charts all day and night trying to trade everything you can find. The best trades are obvious, they almost "talk" to you and tell you to trade them, once you know what you're looking for this will become apparent to you.



## Davit's Fundamental-Technical Posts since beginning Pivot Trading

Update: Monday, January 15, 2018

For definitions sake I would refer to myself as a swing trader and a trend follower. I attempt to capture the larger moves that occur over multiple trading sessions or possibly multiple days or weeks. In this way, I am very much analogous to a crocodile in my trading, in fact I might even buy a picture of a crocodile and hang it up in my trading office to remind me of how successful a predator the crocodile has been throughout history and most importantly, why it is so successful.

### Crocs have a high strike-rate

It's fairly safe to say that if a croc gets its jaws around its prey, the prey is not getting away.

Crocs have a good strike-rate because they are patient and wait for the "easy" opportunities and then act with confidence and speed...they don't hesitate. Whereas a Lion might have many failed hunting attempts trying to catch a Gazelle or some other quick animal, expending a lot of energy in the process, crocs tend to have less "losing trades" or failed hunting attempts...because they don't waste time or energy...they wait and wait and control themselves with precision until their prey almost walks into their mouth...then they feed.

As traders, waiting and being patient can increase your strike rate. Controlling ourselves is really all we can do as traders...we cannot control our "prey" (the market)...we can only conserve our money and wait patiently until our trading edge presents itself. This is how you get a high strike rate as trader, not by trading a hundred times a week in some futile effort to "scalp" the markets.

### Crocodiles are good at avoiding risky situations; they learn fast



Crocs "...learn quickly and adapt to changes in their situation. They particularly learn to avoid dangerous situations very quickly", according to the article *The Extraordinary Lives of Crocs*. The article went on to discuss that this ability of crocs to learn quickly and avoid dangerous or risky situations is yet another reason they've outlasted the dinosaurs and are still thriving today. Avoiding risk is one way that a species can survive over time and "win" the evolution battle of the fittest. Similarly, not taking on more risk than is necessary as well as learning quickly are two very important keys to becoming a successful Forex trader.

I have said many times before that risk management is KEY to becoming a profitable trader. Some traders don't learn quickly like crocs do, instead they repeat the same mistakes over and over until they blow out their trading account. Even though we are clearly far more intelligent than crocs, we have a lot more emotions too, and these emotions often cloud a trader's "gut feel" and cause them to hesitate, second-guess themselves and over-analyze the market. A croc does not second-guess itself...it's simply such a fine-tuned predator that being patient, disciplined and executing with confidence are in built habits.

As traders, we need to learn from our mistakes, and fast, because money is on the line. Our version of "avoiding risky situations" is **not over-trading and not risking too much per trade**.

### Conserving energy for the next kill

The crocodile waits for the big meal because it makes more sense to wait and conserve energy by eating a large chunk of protein less often. The croc conserves energy and time by eating this way and it also is one of the main things that have ensured the survival of crocodiles over hundreds of millions of years during many periods when food was scarce.

If you think about not interfering with your trades as helping to make you money, it might make it easier to do. I actually imagine that I am making money by not trading and by simply doing nothing, because by not losing money from over-trading and over-involvement...technically you ARE making money. A crocodile would probably eat less food overall if it was constantly running

around trying to find small prey, the crocodile intuitively knows that by being patient and disciplined it has a better chance at getting a higher-quality meal. The crocodile “knows” itself and its own limitations and uses its strengths to its advantage. Indeed, the fact that the crocodile has been around since dinosaurs walked the Earth is evolutionary proof that the concept of patience and discipline most certainly pays off.

The crocodile intuitively knows that it needs to conserve energy and wait for a big kill, this patience is actually a “skill” for the crocodile and it's also a habit that has developed and reinforced in crocs over millions of years of providing them with large tasty meals. Longevity is critical to a trader; we need to conserve the money in our trading accounts so that when the “**easy prey**” or **obvious trades** come along we can get the most out of them. If we go around trading everything we see we will shrink our trading accounts and we won't have enough money in our accounts to get the most out of the high-probability signals. Just as if a croc ran around all day trying to catch smaller prey it would not have the energy or positioning to grab the bigger and better prey.

## Crocodiles are highly adaptable

Crocodiles learn quickly and adapt to changes in their situation. This is a large part of how and why they have survived for millions of years whilst many other animals have become extinct during that same time. According to the article I mentioned earlier 'The Extraordinary Lives of Crocs'; “...crocodile researchers often have to change their capture techniques because it's very hard to catch them [crocs] with the same trick twice.”

Many researches think that the adaptability of the crocodile, including its ability to “ignore” hunger for long periods while it waits patiently for the “perfect” feeding opportunity, is one of the main reasons they survived whatever killed off the dinosaurs. It's clear that the crocodile's ability to adapt to its environment and to changing situations is one of the reasons it has survived and thrived for millions of years.

**As traders, we have to adapt to changing market conditions**, and as we've already discussed we need to have ice cold discipline to only trade when our “prey” is ripe for the taking. One of the beautiful things about price action trading analysis is that it's an inherently adaptable trading strategy. Whereas many trading systems are rigid and make you stick to a strict set of rules or conditions, price action analysis gives you more of a “framework” to work off of when analyzing the markets and this framework can be used to trade any market condition as well as adapt to changing market conditions.

## “Crocodile trading” should become a habit for you



In the past, I have written about the value of patience and how it is the core attribute of some of the greatest traders that have ever lived. I have put forward the argument on many occasions that 'less is more' and I think in today's market conditions that statement is even more relevant. Over the years I have written countless articles which discuss how to implement a patient trading approach. My favorites being, “Trading like a sniper and not a machine gunner” and “The minimalist guide to trading”. Hopefully many of you are really starting to connect the dots by now and have discovered first hand just how powerful these concepts are and what they can do for your overall trading performance and profitability.

It's almost funny that it's taken me until now to write an article on what traders can learn from crocodiles considering I live in Australia where crocs are world-famous and plentiful. Furthermore, almost every behavior of a crocodile directly parallels what it takes to be a successful trader, the similarities are almost uncanny. The crocodile is nature's proof that “less is more” and that waiting patiently for the higher-quality opportunities is a recipe for success. This recipe has kept crocodiles thriving on the Earth for 200 million years, and it can and will help you thrive in the markets if you use it properly.

It's critical for the crocodile to understand its prey and to know where to look for it and remain calm and patient until it arrives. As traders, we have to know what our trading edge looks like and where to look for it and then control ourselves enough to not over-trade before it arrives. If you want to learn more about this “crocodile trading approach” and fully understand your “prey” (price action strategies) then checkout my price action trading course. My trading course and other members' content essentially models and teaches you how to “trade like a crocodile”; in a patient and methodical manner with a mastery of your “hunting” skill.

Good trading, Nial Fuller – “The Croc Trader” :)

- [Post 12,402](#)
- [Cleanup](#)
- [Quote](#)
- Oct 30, 2017 9:02am



[Davit](#)

Joined Feb 2012 | Status: Member | [14,733 Posts](#)

GM guys

BOE expectation is raising IR to .5 and as usual moves start earlier hence why EG and G pairs are gaining

Don't try selling G pairs should this occur market could blast up on the pound. Wait until dust settles and look for opportunities

Still short on UJ long on NU and short on AN

- [Post 12,405](#)
- [Cleanup](#)
- [Quote](#)
- Oct 30, 2017 9:21am



[Davit](#)

Joined Feb 2012 | Status: Member | [14,733 Posts](#)

[Quoting FXClarity](#)

Putting up interest rates in the UK 2 months before Xmas would be a bold move..

Not when risk is lot further devaluation of the pound which has lot more ramifications besides we are talking .25 going back to "normal" .5

Some argue .25 cut was not necessary to begin with.

- [Post 12,408](#)
- [Cleanup](#)
- [Quote](#)
- Oct 30, 2017 9:27am



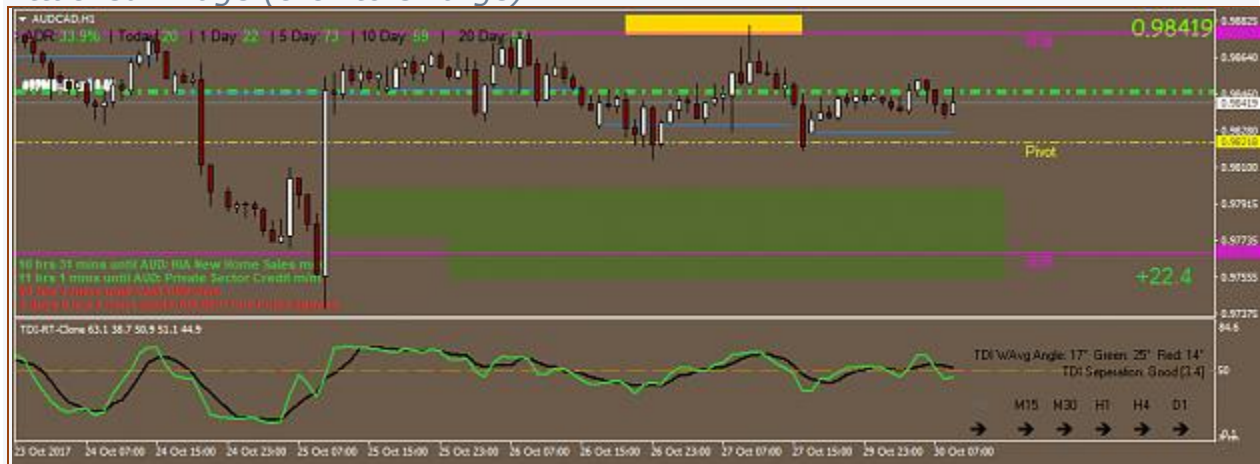
[Davit](#)

Joined Feb 2012 | Status: Member | [14,733 Posts](#)

Decided to short AC after price failing to break the range. In my trading style RANGE is good! Funny how different it is with trend traders when they see range they grab their balls and squeeze 🤔

Overall AUD weak latest data created negative sentiment on AUD compare to CAD so probability in my view is testing lower levels

*Attached Image (click to enlarge)*



- [Post 12,411](#)
- [Cleanup](#)
- [Quote](#)
- Oct 30, 2017 9:40am



[Davit](#)

• Joined Feb 2012 | Status: Member | [14,733 Posts](#)

*Quoting pgr45za*

{quote} Davit: To be short UJ, are you expecting a more hawkish BOJ, or tax reform in the US to falter, or both? Thanks for your input.

UJ has a mind of its own. Its very rangy. Market already knows BOJ is still printing so there is no surprise there and any positive news on Japan economy or Nikkei decline fuels the Yen.

Its also most manipulated pair in Forex with sharp drops or spikes. In my view we are going back to 110

Tax reform may not pass. If that happens I think negative sentiment will build up on USD despite what Feds might say and Trump likes lower IR and Yellen is out soon. Lot can change

*Every accomplishment starts with the decision to try*

3

- [Post 12,412](#)
- [Cleanup](#)
- [Quote](#)
- Oct 30, 2017 9:41am | Edited at 11:08am



[DrForexMD](#)

• Joined Jun 2016 | Status: Price Action Trader | [2,520 Posts](#) | Online Now

IMHO, EU still bearish per TDI off weekly 0% Pivot or Fib 50%. Probably as a result of Spanish politics :

*Attached Image (click to enlarge)*

# Davit's Fundamental-Technical Posts since beginning Pivot Trading Update: Monday, January 15, 2018



- [Post 12,413](#)
- [Cleanup](#)
- [Quote](#)
- Oct 30, 2017 9:46am



[pgr45za](#)

Joined Jun 2017 | Status: Member | 152 Posts | Online Now

From a Reward/Risk perspective, the pair I like the most now is NU long.

- 1) Bullish harmonic patterns on H1 and H4 (per ZUP).
- 2) PA seems to indicate it's in a process of bottoming out.
- 3) Monthly pivot support at 138 (I know, we focus here on weekly pivots - just pointing that this adds confluence)
- 4) Bounced off last week's WS78.

1

- [Post 12,414](#)
- [Cleanup](#)
- [Quote](#)
- Oct 30, 2017 9:49am



[Davit](#)

Joined Feb 2012 | Status: Member | 14,733 Posts

*Quoting pgr45za*

From a Reward/Risk perspective, the pair I like the most now is NU long. 1) Bullish harmonic patterns on H1 and H4 (per ZUP). 2) PA seems to indicate it's in a process of bottoming out. 3) Monthly pivot support at 138 (I know, we focus here on weekly pivots - just points this added confluence) 4) Bounced off last week's WS78.

very little risk now on downside in my view election result is priced in and **consumed**  
*Every accomplishment starts with the decision to try*

1

## Davit's Fundamental-Technical Posts since beginning Pivot Trading

Update: Monday, January 15, 2018

- [Post 12,415](#)
- [Cleanup](#)
- [Quote](#)
- Oct 30, 2017 9:50am



[pgr45za](#)

- Joined Jun 2017 | Status: Member | [152 Posts](#) | Online Now

[Quoting Davit](#)

{quote} very little risk now on downside in my view election result is priced in and consumed

The only problem may be fundamentals: the new labor government is pressuring the NZ central bank to be much more dovish.

- [Post 12,416](#)
- [Cleanup](#)
- [Quote](#)
- Oct 30, 2017 9:51am



[Davit](#)

- Joined Feb 2012 | Status: Member | [14,733 Posts](#)

[Quoting DrForexMD](#)

IMHO, EU still bearish per TDI off weekly 0% Pivot or Fib 50%. Probably as a result of Spanish politics - Ask Tony Montana (Bearish) below - how he deals with the Bulls : {image} Tony against the MMs in 1983 (Scarface) - He is Spanish too (Cuban): <https://youtu.be/AVQ8byG2mY8>

Hi John

you got a nice uncomplicated chart 😊 that only you understand.

1.16 is proving hard to crack.

green pips my friend

*Every accomplishment starts with the decision to try*

1

- [Post 12,417](#)
- [Cleanup](#)
- [Quote](#)
- Oct 30, 2017 9:55am



[Davit](#)

- Joined Feb 2012 | Status: Member | [14,733 Posts](#)

[Quoting pgr45za](#)

{quote} The only problem may be fundamentals: the new labor government is pressuring the NZ central bank to be much more dovish.

Central Banks opinions often are overlooked. Bank of Australia wants lower AUD so does BOJ so does the Fed and so on. What matters is concrete steps otherwise market likes higher interest yields on NZD

Don't try over analysis it might paralyze you from putting a trade. Look at the chart

- [Post 12,411](#)
- [Cleanup](#)
- [Quote](#)
- Oct 30, 2017 9:40am



## Davit's Fundamental-Technical Posts since beginning Pivot Trading

### Update: Monday, January 15, 2018



[Davit](#)

Joined Feb 2012 | Status: Member | 14,733 Posts

[Quoting pgr45za](#)

{quote} Davit: To be short UJ, are you expecting a more hawkish BOJ, or tax reform in the US to falter, or both? Thanks for your input.

UJ has a mind of its own. Its very rangy. Market already knows BOJ is still printing so there is no surprise there and any positive news on Japan economy or Nikkei decline fuels the Yen.

Its also most manipulated pair in Forex with sharp drops or spikes. In my view we are going back to 110

Tax reform may not pass. If that happens I think negative sentiment will build up on USD despite what Feds might say and Trump likes lower IR and Yellen is out soon. Lot can change

*Every accomplishment starts with the decision to try*

3

[Post 12,412](#)

[Cleanup](#)

[Quote](#)

Oct 30, 2017 9:41am | Edited at 11:08am



[DrForexMD](#)

Joined Jun 2016 | Status: Price Action Trader | 2,520 Posts | Online Now

IMHO, EU still bearish per TDI off weekly 0% Pivot or Fib 50%. Probably as a result of Spanish politics :

Attached Image (click to enlarge)



[Post 12,413](#)

[Cleanup](#)

[Quote](#)

Oct 30, 2017 9:46am



[pgr45za](#)

Joined Jun 2017 | Status: Member | 152 Posts | Online Now

## Davit's Fundamental-Technical Posts since beginning Pivot Trading

### Update: Monday, January 15, 2018

From a Reward/Risk perspective, the pair I like the most now is NU long.

- 1) Bullish harmonic patterns on H1 and H4 (per ZUP).
- 2) PA seems to indicate it's in a process of bottoming out.
- 3) Monthly pivot support at 138 (I know, we focus here on weekly pivots - just pointing that this adds confluence)
- 4) Bounced off last week's WS78.

1

- [Post 12,414](#)
- [Cleanup](#)
- [Quote](#)
- Oct 30, 2017 9:49am



[Davit](#)

- Joined Feb 2012 | Status: Member | [14,733 Posts](#)

[Quoting pgr45za](#)

From a Reward/Risk perspective, the pair I like the most now is NU long. 1) Bullish harmonic patterns on H1 and H4 (per ZUP). 2) PA seems to indicate it's in a process of bottoming out. 3) Monthly pivot support at 138 (I know, we focus here on weekly pivots - just points this added confluence) 4) Bounced off last week's WS78.

very little risk now on downside in my view election result is priced in and **consumed**

*Every accomplishment starts with the decision to try*

1

- [Post 12,415](#)
- [Cleanup](#)
- [Quote](#)
- Oct 30, 2017 9:50am



[pgr45za](#)

- Joined Jun 2017 | Status: Member | [152 Posts](#) | Online Now

[Quoting Davit](#)

{quote} very little risk now on downside in my view election result is priced in and consumed

The only problem may be fundamentals: the new labor government is pressuring the NZ central bank to be much more dovish.

- [Post 12,416](#)
- [Cleanup](#)
- [Quote](#)
- Oct 30, 2017 9:51am



[Davit](#)

- Joined Feb 2012 | Status: Member | [14,733 Posts](#)

[Quoting DrForexMD](#)

IMHO, EU still bearish per TDI off weekly 0% Pivot or Fib 50%. Probably as a result of Spanish politics - Ask Tony Montana (Bearish) below - how he deals with the Bulls : {image} Tony against the MMs in 1983 (Scarface) - He is Spanish too (Cuban): <https://youtu.be/AVQ8byG2mY8>

## Davit's Fundamental-Technical Posts since beginning Pivot Trading

Update: Monday, January 15, 2018

Hi John

you got a nice uncomplicated chart 🤔 that only you understand.  
1.16 is proving hard to crack.  
green pips my friend  
*Every accomplishment starts with the decision to try*

1

- [Post 12,417](#)
- [Cleanup](#)
- [Quote](#)
- Oct 30, 2017 9:55am



[Davit](#)

• Joined Feb 2012 | Status: Member | [14,733 Posts](#)

[Quoting pgr45za](#)

{quote} The only problem may be fundamentals: the new labor government is pressuring the NZ central bank to be much more dovish.

Central Banks opinions often are overlooked. Bank of Australia wants lower AUD so does BOJ so does the Feds and so on. What matters is concrete steps otherwise market likes higher interest yields on NZD  
Don't try over analysis it might paralyze you from putting a trade. Look at the chart

- [Post 12,420](#)
- [Cleanup](#)
- [Quote](#)
- Oct 30, 2017 10:43am



[Davit](#)

• Joined Feb 2012 | Status: Member | [14,733 Posts](#)

[Quoting Mundo](#)

{quote} Yes Davit this is a great article. I look forward to reading his articles every day. Am truly glad to see your post as I am improving myself a lot with Nial. Together with Mark Douglas and your system I have built a strong foundation to build on.

I like Nail's videos on price action on YouTube. You are on good track my friend

- [Post 12,422](#)
- [Cleanup](#)
- [Quote](#)
- Oct 30, 2017 12:34pm



[Davit](#)

• Joined Feb 2012 | Status: Member | [14,737 Posts](#) | Online Now

letting this ride south highway UJ

*Attached Image (click to enlarge)*

Davit's Fundamental-Technical Posts since beginning Pivot Trading  
Update: Monday, January 15, 2018



- [Post 12,425](#)
- [Cleanup](#)
- [Quote](#)
- Oct 30, 2017 12:45pm



[Davit](#)

• Joined Feb 2012 | Status: Member | [14,737 Posts](#) | Online Now

[Quoting jarfx05](#)

{quote} UJ {image} CJ {image}

We may see a small bounce from S61 13 but I think we are heading south. 110 is very probable might take few weeks or a month but profits would be worth waiting. Anyway that's my plan. Probability of Trump tax passage is not very good even some republicans are opposing. Without this USD sails are taken out. With Feds new chair in the works entire policy of aggressive hikes may change and that would be more certain should Tax reform fail to pass. In simple terms Tax reform specially cutting capital gains tax is good for businesses and they have more \$\$ to invest and create jobs however should it fail we are going back in major way.

- [Post 12,435](#)
- [Cleanup](#)
- [Quote](#)
- Oct 30, 2017 6:56pm | Edited at 7:16pm



[Davit](#)

Joined Feb 2012 | Status: Member | 14,737 Posts | Online Now

*Quoting jarfx05*

Hi guys who has Davits Pivot indi who shows MPL? MPL is often an important price level. regards

I think you mean monthly pivots. Its on clipboard under Pivot voty When you click 4h and lower its weekly but when you click on Daily it shows monthly pivots and if you mean the blue line that's daily open price and its on 1st page

Personally after testing monthly pivots its basically impractical in forex trading unless you are an investor holding trades for months.

To me less you have on your charts the better. Think of indicators as variables more you have them more variables you are adding until making trading decision becomes paralyzing.

Example of too much going on. Its our local Doctor John. No offense buddy just using your chart as an example 😊

He has volume, MA ribbon consist of multiple MA's, Pivots etc. How many variables are there? Which one is most important? Is volume important? if so how is that conflict with key pivot levels and so on you get the picture.

I can tell you one thing I am proud of. Page 1 my template is same as now. How many threads you can find that to be true...

*Attached Image (click to enlarge)*



*Attached File*

[Pivot Voty.mq4](#) 35 KB | 153 downloads

Davit's Fundamental-Technical Posts since beginning Pivot Trading  
Update: Monday, January 15, 2018

- [Post 12,443](#)
- [Cleanup](#)
- [Quote](#)
- Oct 31, 2017 2:24am



[Davit](#)

Joined Feb 2012 | Status: Member | 14,738 Posts | Online Now

I posted many times about the power of the pivots and accuracy.  
Just look at 61S on UJ! It never ceases to amaze me. I can't think of a better Edge

*Attached Image (click to enlarge)*





Davit's Fundamental-Technical Posts since beginning Pivot Trading  
Update: Monday, January 15, 2018

[Attached Image \(click to enlarge\)](#)



- [Post 12,468](#)
- [Cleanup](#)
- [Quote](#)
- Oct 31, 2017 10:49am



[DrForexMD](#)

• Joined Jun 2016 | Status: Price Action Trader | 2,520 Posts | Online Now

[Quoting Davit](#)

{quote} I think you mean monthly pivots. Its on clipboard under Pivot voty When you click 4h and lower its weekly but when you click on Daily it shows monthly pivots and if you mean the blue line that's daily open price and its on 1st page Personally after testing monthly pivots its basically impractical in forex trading unless you are an investor holding trades for months. To me less you have on your charts the better. Think of indicators as variables more you have them more variables you are adding until making trading decision becomes paralyzing....

Hi Davit and Friends,

I just wanted to share Chart make-over:

[Attached Image \(click to enlarge\)](#)

Davit's Fundamental-Technical Posts since beginning Pivot Trading  
Update: Monday, January 15, 2018



I hope this is a lot better than the before cluttered chart.

Cheers !  
- John

1

- [Post 12,469](#)
- [Cleanup](#)
- [Quote](#)
- Oct 31, 2017 10:53am



[Davit](#)

Joined Feb 2012 | Status: Member | [14,738 Posts](#) | Online Now

[Quoting DrForexMD](#)

{quote} Hi Davit and Friends, I just wanted to share Chart make-over: {image} I hope this is a lot better than the before cluttered chart. Cheers ! - John



Looks good but not sure looking at red chart is good on the eyes...maybe less intrusive color? Like warm grey?light brown?

anyway as long as you like it

psychologically red is associated with danger so unconsciously you might take trading as dangerous activity which is total opposite of Mark D teachings. We should strive to perceive the market neutral so calming color sets the tone...

- Oct 31, 2017 11:09am | Edited at 4:26pm



[DrForexMD](#)

Joined Jun 2016 | Status: Price Action Trader | [2,520 Posts](#) | Online Now

[Quoting Davit](#)

{quote} Looks good but not sure looking at red chart is good on the eyes...maybe less intrusive color? Like warm grey?light brown? anyway as long as you like it psychologically red is associated with danger so unconsciously you might take trading as dangerous activity which is total opposite of Mark D teachings. We should strive to perceive the market neutral so calming color sets the tone...

Thanks Davit ! I think I have it now. And thanks for sharing Mark Douglas' insights !

Tah...dah :

Attached Image (click to enlarge)



Gratefully,  
- John

- [Post 12.472](#)
- [Cleanup](#)
- [Quote](#)
- Oct 31, 2017 11:15am



[Davit](#)

Joined Feb 2012 | Status: Member | [14,738 Posts](#) | Online Now

[Quoting acsandrei](#)

{quote} Hi, David, i'm trying to study (with great difficulty) how to use fundamental analysis and how to integrate it with technical analysis; but I don't know how to distinguish those I have to avoid, from those that I can integrate in my analysis. Do you have any advice that can help me please? And by "should this occur 85 likely" do you mean the price of eg? thank you

There are key events that needs attention

Its also Davit not David...Pay attention to details starting from my name and everything else!

Below is a copy paste but a good one.

## 1.Central Bank Rate Decision

Each month the various Central Banks of the world's economies meet

to decide over the interest rates they are responsible for. The decision they have to make is whether to leave rates unchanged, raise rates or lower rates and the outcome of this decision is extremely important to the currency of the economy and as such, to traders.

An increase in rates is generally seen as **bullish for the currency** (meaning it will increase in value) and a decrease in rates is generally **bearish for the currency** (meaning it will decrease in value) whilst an unchanged decision can be either bullish or bearish depending on the perception of the economy at the time.

Whilst the actual decision itself is crucial, so too is the accompanying policy statement here the Central Bank gives it's overview of the economy and how they view the future outlook. This is also where monetary policy is announced, which concerns vital matters such as the implementation of QE, which we explain thoroughly in our Forex Mastercourse.

Some of the best trades you can make come from rate decisions, for example, since the ECB cut the EuroZone rate to 0.05% in September 2014, EURUSD has since fallen by over 2000 pips.

## 2.GDP

The **Gross Domestic Product** is an important indicator of economic health in a country. A country's central bank has expected growth outlooks each year that determine how fast a country should grow, as measured by **GDP**.

When GDP falls below market expectations, currency values tend to fall and when GDP outdoes expectations, currency values tend to rise. As such this figure's release is keenly observed by currency traders and can be used to cautiously anticipate **Central Bank movements**.

When Japan's GDP shockingly shrunk 1.6% in November 2014, the JPY fell sharply against the Dollar as traders anticipated further Central Bank intervention.

### 3.CPI (Inflation Data)

**Consumer Price Index** is the most widely used inflation measure out of the various economic indicators. The index gives information about the historical average prices paid by consumers for a basket of market goods and highlights whether the same goods are costing more or less for consumers.

Central Banks monitor this release to help guide them in their rate and policy setting. If inflation is seen to be evident, and moving beyond a certain target then interest rate rises are used to counter this.

In November 2014, Canadian CPI beat market expectations of 2.2% and came in at 2.3% with Canadian Dollar subsequently traded up to a six year high against the Japanese Yen.

### 4.Unemployment Rate

The **unemployment rate of a country** is crucial to markets given its importance to Central Banks as an indicator of the health of an economy. Higher employment leads to interest rate rises as Central Banks aim to balance inflation with growth and as such this figure draws huge market attention from traders.

Alongside the Unemployment rate the two most important labour statistics are the **US ADP** and **NFP** figures released each month with the NFP taking prime position. This figure is so important we do an NFP preview each month giving you our analysis on the release and how to trade it. Given the market's current attention to the likely date of a Fed rate hike, this figure is growing in importance each month.

The ADP data is considered an important predictive tool for the NFP as it is released beforehand.

### 5.FOMC Meeting

Although the Central Bank meetings of all economies are extremely important, **America's Federal Open Market Committee** meeting takes center stage as the **US Dollar is currently the world's reserve currency**.

Each month the committee meets to set rates and to give it's pronouncement on current economic conditions and the effectiveness of current monetary policy, casting an eye forward to expectations of future economic conditions and adjoining monetary policy.

The committee is made up of members which vote at each meeting with "Hawkish" members those in favour of a rate rise and "Dovish" members those favouring a lowering of rates.

The statement released by the Committee is keenly scrutinized by traders looking for clues as to how the Central Bank will behave in future and even the most seemingly inconsequential of terminology can cause large market moves, as seen recently concerning the Fed's usage and then removal of the term "patient", regarding rate hikes.

FOMC meetings can cause huge market volatility as seen on March 18th 2015 when EURUSD spiked up 400 pips in a matter of minutes as markets perceived the meeting to be USD negative.

These Central Bank meetings are where we also learn about any changes in monetary policy, such as the announcement of quantitative easing. This is extremely important to currency traders and we explain this topic fully within our course.

Since the ECB announced their latest QE program on Jan 22nd of this year, EURUSD has fallen by over 600 pips

The key thing with all **economic indicators** and **news releases** is not just what the actual release means but **how the market anticipates the release and subsequently reacts to it, this is where the trading opportunities are created**. It can be extremely difficult for new traders seeking to trade news events as the volatility and uncertainty can be overwhelming, fortunately with enough experience one can gauge the market better.

- [Post 12,473](#)
- [Cleanup](#)

- [Quote](#)
- Oct 31, 2017 11:21am



[Davit](#)

• Joined Feb 2012 | Status: Member | [14,738 Posts](#) | Online Now

*Quoting acsandrei*

{quote} Hi, David, I'm trying to study (with great difficulty) how to use fundamental analysis and how to integrate it with technical analysis; but I don't know how to distinguish those I have to avoid, from those that I can integrate in my analysis. Do you have any advice that can help me please? And by "should this occur 85 likely" do you mean the price of eg? thank you

I have been telling people to outline key red events every week and be aware how that might effect price.This is trading 101

Do you want your waiter to know what's in the dish in case of allergies or you want an ignorant waiter who could possibly kill someone by wrong answer.

If trading is your passion then put some work and educate yourself!

**Not everything is in the chart!** You can't simply trade technicals by being ignorant of fundamentals.You must be aware of your trading environment!at all times.

- [Post 12,475](#)
- [Cleanup](#)
- [Quote](#)
- Oct 31, 2017 11:32am



[Davit](#)

• Joined Feb 2012 | Status: Member | [14,738 Posts](#) | Online Now

Every major more or less is compressed coiled and ready to spring up.  
Strong support on AU at 7650 or close to 38s

notice long rejected candle tails

*Attached Image (click to enlarge)*



Davit's Fundamental-Technical Posts since beginning Pivot Trading  
Update: Monday, January 15, 2018



- [Post 12,478](#)
- [Cleanup](#)
- [Quote](#)
- Oct 31, 2017 11:37am



[Davit](#)

• Joined Feb 2012 | Status: Member | [14,738 Posts](#) | Online Now

Another technique I use when trying to sell a bounce is to measure fibs from latest swing.

EA

5283 or 5280 key number to watch.

If you want your fib tool to show price like mine simply add symbols %\$ (yellow in properties)

*Attached Image (click to enlarge)*

Davit's Fundamental-Technical Posts since beginning Pivot Trading  
Update: Monday, January 15, 2018



Attached Image

Fibo

Common

Fibo Levels

Parameters

Visualization

Level	Description
0	0.0 %\$
0.236	23.6 %\$
0.382	38.2 %\$

Add

Delete

Defaults

Style: Yellow

OK

Cancel

- [Post 12,481](#)
- [Cleanup](#)
- [Quote](#)
- Oct 31, 2017 11:56am



[Davit](#)

• Joined Feb 2012 | Status: Member | 14,740 Posts | Online Now

Generally people who throw accolades to me sir's ,Thank you's,Changed my life, etc. just as quickly leave parading same shit somewhere else.

I am wary of cheap gratitude. I had a guy here from Canada who was my stoutest supporter well did not hear from him for months.I have PM's people thanking me, showing me their profits etc and again vanished...no time

I learned that a person kissing my ass greatest is the **weakest** link.

Example below without naming the person

hey bro, just wanted to write and say thanks again, so much. i am not posting in the thread much, but i am still reading almost every post. i am just trying to concentrate on the work, but i will try and contribute to the thread again. i did not want to post my results because people seem to get a bit crazy with the money side, and i really like the way you talk about MM and show that side in your posts, so i feel like it is enough to show the pivots make money. But, just for what it is worth, to show you how much you are changing people's lives with your effort to run the thread... **i have now made over \$28k profit in the last 3 months using your pivots**, and better still, now averaging \$1k+ per day, trading an average 3-4 days per week. love you man, thanks so much.

?? and lot more like it.Goes to show why I prefer to trade privately after today most part.

- [Post 12,484](#)
- [Cleanup](#)
- [Quote](#)
- Oct 31, 2017 12:09pm



[Davit](#)

• Joined Feb 2012 | Status: Member | [14,740 Posts](#) | Online Now

[Quoting Cryptosurf](#)

{quote} This simply cant be overstated enough. People lean on technical's for clear a signal yet can and will get blown out. Fib pivots + fundamentals give an area of interest to get ahead of.

Hi friend you are one of the traders I respect here.You got the right perspective and the right attitude.  
wish you many green pips 🍷✅