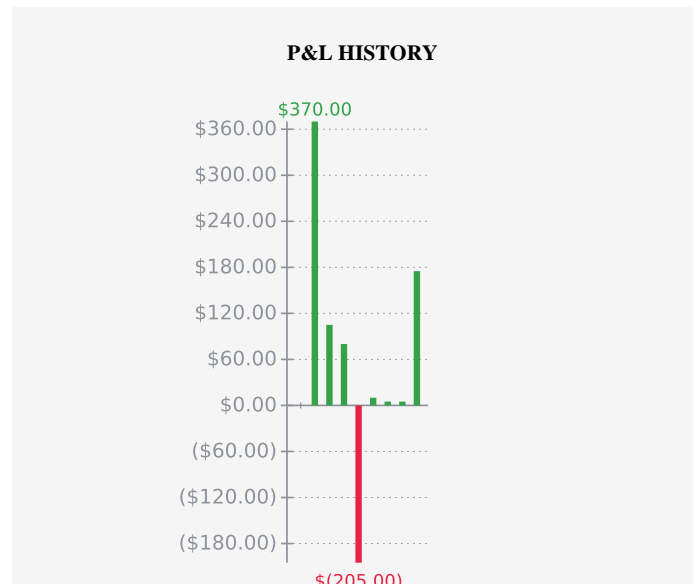
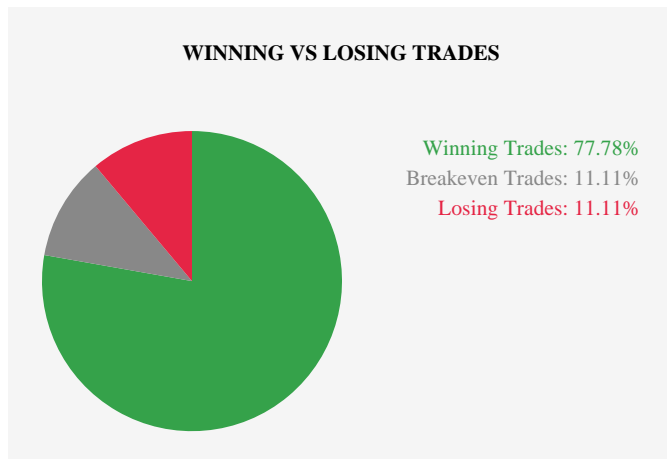


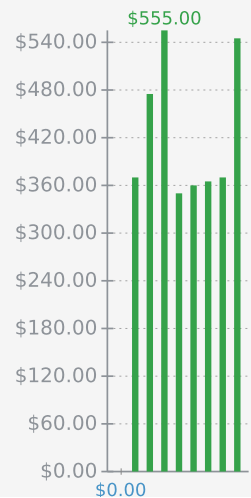
ALL TRADES	
Gross P/L	\$545.00
# of Trades	9
# of Contracts	18
Avg. Trade Time	25sec
Longest Trade Time	42sec
% Profitable Trades	77.78%
Expectancy	\$60.56
Trade Fees & Comm.	\$(33.30)
Total P/L	\$511.70

PROFIT TRADES	
Total Profit	\$750.00
# of Winning Trades	7
# of Winning Contracts	7
Largest Winning Trade	\$370.00
Avg. Winning Trade	\$107.14
Std. Dev. Winning Trade	\$122.32
Avg. Winning Trade Time	24sec
Longest Winning Trade Time	42sec
Max Run-up	\$547.60
Max Run-up, from	10/15/2020 14:51:13
Max Run-up, to	10/15/2020 15:04:10

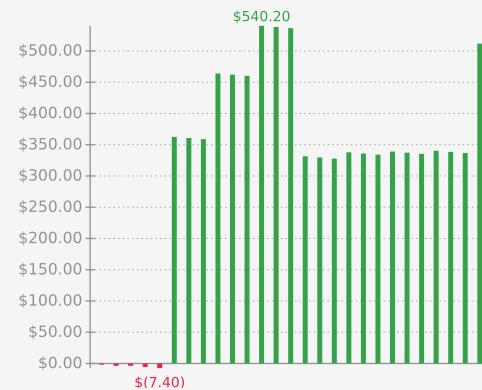
LOSING TRADES	
Total Loss	\$(205.00)
# of Losing Trades	1
# of Losing Contracts	1
Largest Losing Trade	\$(205.00)
Avg. Losing Trade	\$(205.00)
Std. Dev. Losing Trade	\$0.00
Avg. Losing Trade Time	39sec
Longest Losing Trade Time	39sec
Max Drawdown	\$(212.40)
Max Drawdown, from	10/15/2020 15:04:10
Max Drawdown, to	10/15/2020 15:07:44



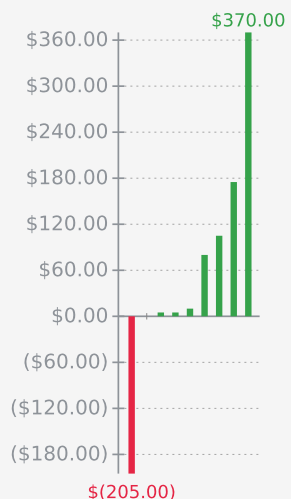
P&L HISTORY (CUMULATIVE WITHOUT FEES)



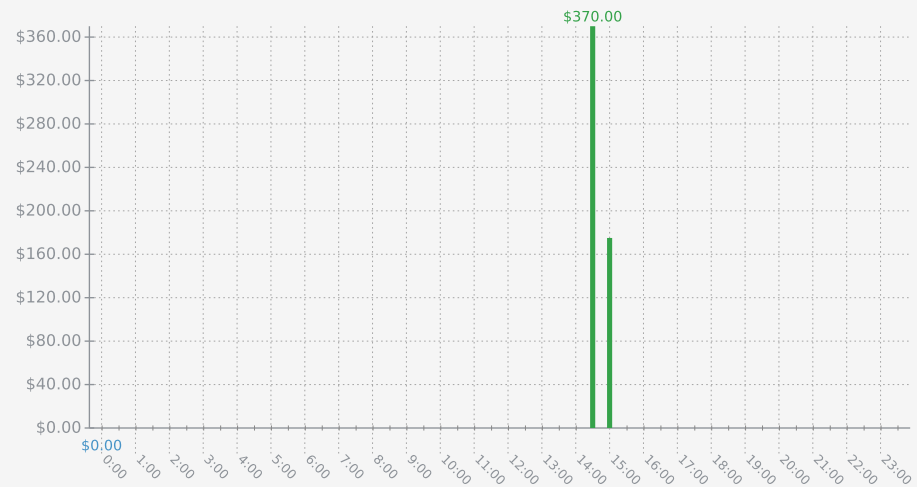
P&L HISTORY (CUMULATIVE WITH FEES)



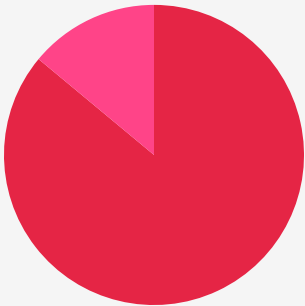
P&L DISTRIBUTION



P&L PER TIME OF DAY



GROSS LOSS BREAKDOWN (LOSS TRADES, TRADE FEES & COMM.)



Trade: 86.03%
Commission: 13.97%

TRADES

Symbol	Qty	Buy Price	Buy Time	Duration	Sell Time	Sell Price	P&L
NQZ0	1	11844.75	10/15/2020 14:49:16	16sec	10/15/2020 14:49:33	11844.75	\$0.00
NQZ0	1	11843.25	10/15/2020 14:50:38	35sec	10/15/2020 14:51:13	11861.75	\$370.00
NQZ0	1	11853.00	10/15/2020 15:01:33	17sec	10/15/2020 15:01:16	11858.25	\$105.00
NQZ0	1	11840.50	10/15/2020 15:04:10	34sec	10/15/2020 15:03:35	11844.50	\$80.00
NQZ0	1	11852.25	10/15/2020 15:06:40	39sec	10/15/2020 15:06:00	11842.00	\$(205.00)
NQZ0	1	11841.75	10/15/2020 15:07:44	1sec	10/15/2020 15:07:42	11842.25	\$10.00
NQZ0	1	11818.00	10/15/2020 15:10:16	6sec	10/15/2020 15:10:23	11818.25	\$5.00
NQZ0	1	11817.75	10/15/2020 15:13:09	42sec	10/15/2020 15:12:26	11818.00	\$5.00
NQZ0	1	11809.00	10/15/2020 15:15:07	31sec	10/15/2020 15:14:35	11817.75	\$175.00