

Saturday, 13 February 2016

## bbma trading in English

BBMA CENTRAL 2017 ,,,, you want earn 30% daily klik this link <https://bitconnect.co/?ref=Narnepadu>

### BBMA TRADING SYSTEM

- In this ebook I want to be clear a few things, BMA secret is found in your own home, where your

ability to understand, use the system as a discipline, patience, let greedy located.

- BMA there are three main systems:

1. Extreme

2. MHV

3. Re-Entry

- In this ebook I will share all the secrets of BMA Basic without tulips, and of this system has also enabled many traders draw on the foreign exchange market.

### DEFINITIONS BMA

- It is a combination of two indicators Abbreviation contained in the software Meta Trader 4 or MT4 iatu Bolinger Band and Moving Average.

- Is the indicator 'Favourite' which is normally used by traders to determine the direction of the market.

- Mr. Oma Ally has reconfigured its previous mode and match the use of both of these indicators in the FOREX market.

- Through a lengthy research and experimentation continue, resulting Oma BMA technique is Ally.

"Support & Resistance moving significantly from time to time"

### UNDERSTANDING BASIC PROPERTIES & Bolinger Band Moving Averages

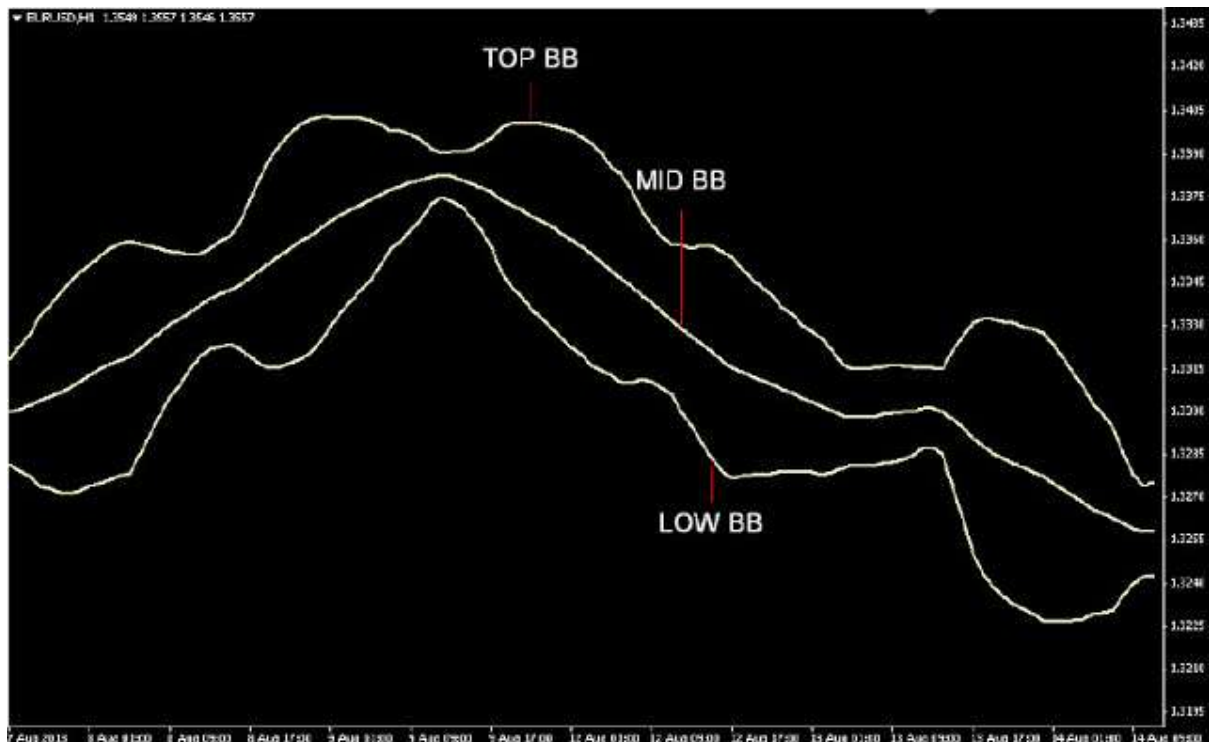
#### Bolinger Band

- Created by the founders iatu John Bollinger in the 1980s. Nature seemed to sap that can expand and contract.

- Two properties are often formed of BB Expands Horizontal

- Bollinger Band consists of 3 lines, known as 'TOP BB, BB & LOWER MID BB'.

- Bollinger Bands act as Support and resistance from time to time.



## BB EXPAND

- Begin to respond to the environment when there is movement in the market movements or momentum in the direction of the market, Bollinger Band will inflate the larger openings Bollinger Band, it tells that the momentum is getting stronger.



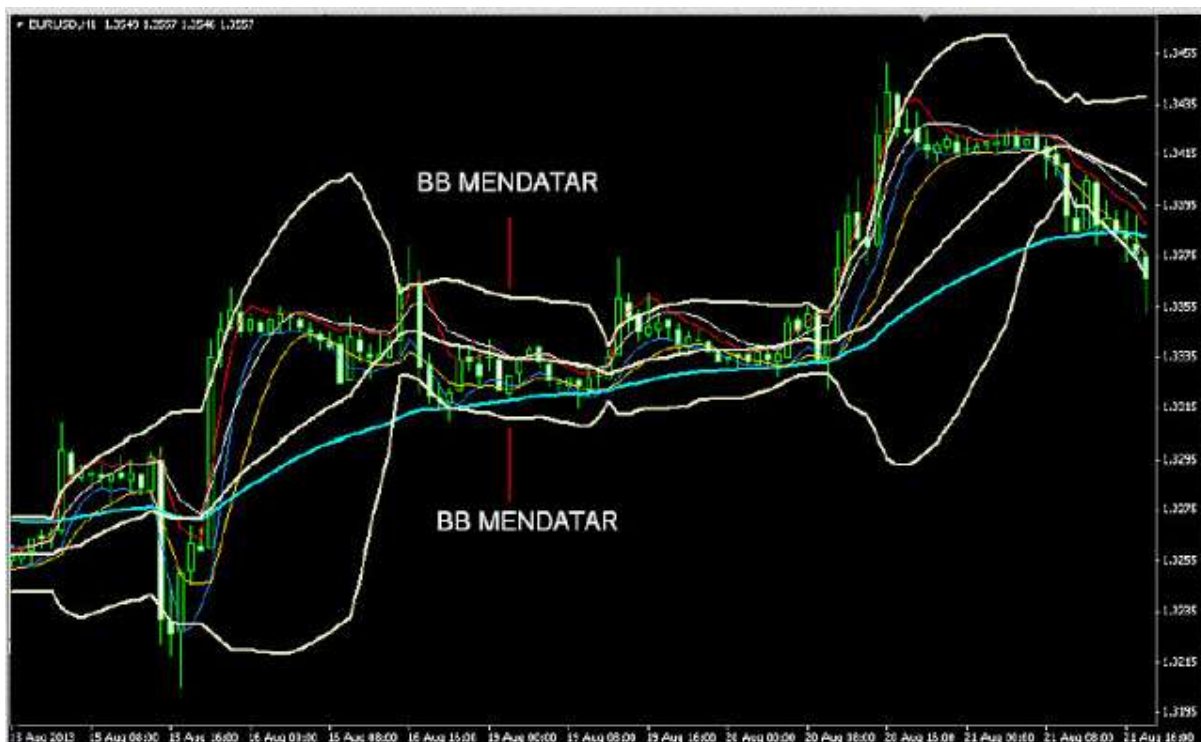
MENGEMBANG = EXPAND OR OPEN (become or make larger or more extensive.)

## BB HORIZONTAL

Occurs when the movement of the market began to have momentum, Bolinger Band will begin to shrink and

shrink again and this term called " BB HORIZONTAL ". Phenomena such as "BB HORIZONTAL" This happens

often after the occurrence of a fall or rise.



BB MENDATAR = BB HORIZONTAL

## BB NATURE AS SUPPORT & RESISTANCE

- Top BB - If the price is below.
- Top BB serves as a 'Resistance'



## BB NATURE AS SUPPORT & RESISTANCE

- Mid BB - If the price is below.
- Mid BB serves as a 'Resistance'



## BB NATURE AS SUPPORT & RESISTANCE

- Low BB - When price is above.
- Low BB serves as a 'Support'



## MOVING AVERAGE (MA)

- The most commonly used indicator in technical analysis to determine the average value of a price for a period of time specified by a Time Frame.
- Applied as indicators to identify trends by comparing the price movements of the MA. Trend more can be said to have occurred when the price moves above the MA, the down trend when the price moves below MA.
- Used to search for indications of price trends, as well as find opportunities for entry and exit opportunities from existing transactions.
- Serves as support and resistance for the movement of prices. When the price is above the MA, MA acting as support and when the price is below the MA, MA acting as resistance.

## MOVING AVERAGE (MA)

- Indicators to analyze trends by comparing the price movement towards the MA line. Trend rise can be said to have occurred when the price moves above the MA, the down trend when the price moves below MA.



## MOVING AVERAGE (MA)

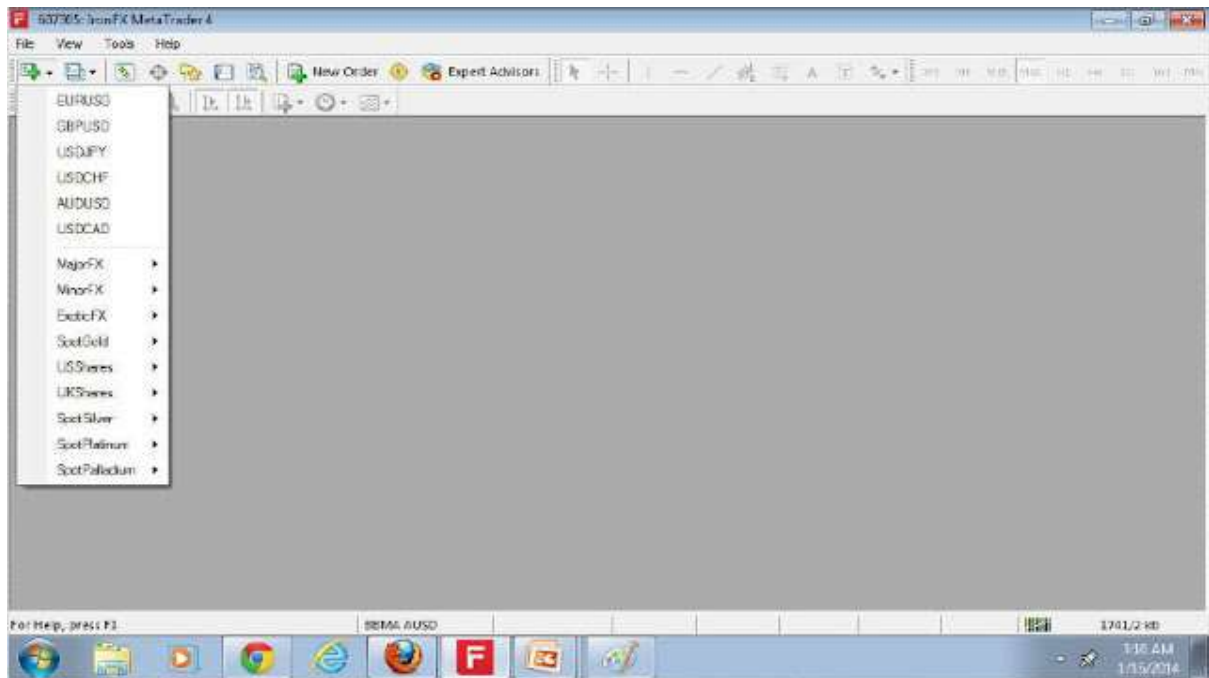
- Serves as support and resistance for the movement of prices.
- When the price is above the MA, MA acting as support and when the price is below the MA, MA acting as resistance.



## STEPS TO SETTING UP INDICATORS ASAS BBMA CHART

Click File> Select NEW CHART & Select currency



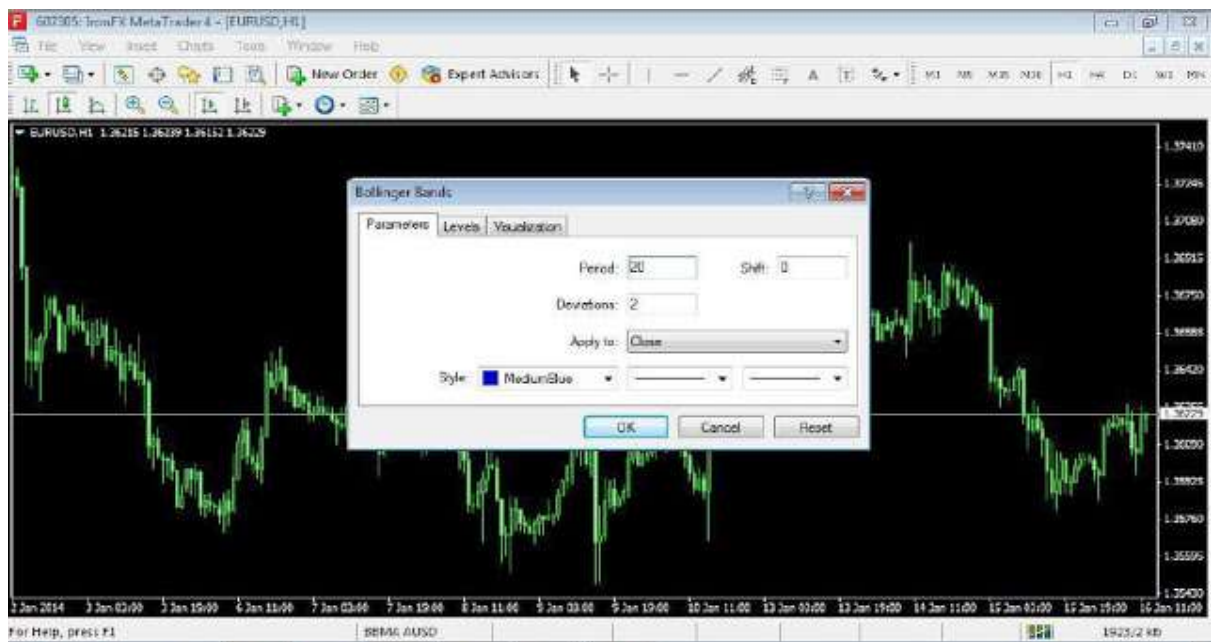


**Press the Ctrl + G to remove Grid & Select Candlestick**

**Click Insert > Indicators > Trend > Bollinger Bands**

**Please follow settings as in the diagram and click the OK button**

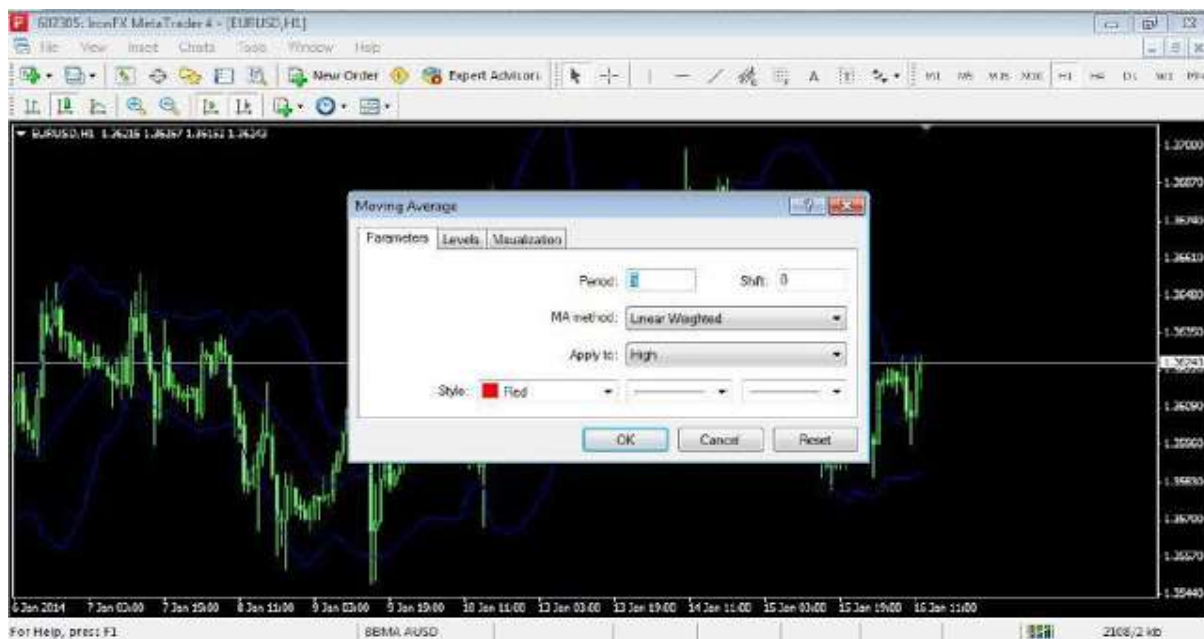
**Please follow settings as in the diagram and click the OK button**

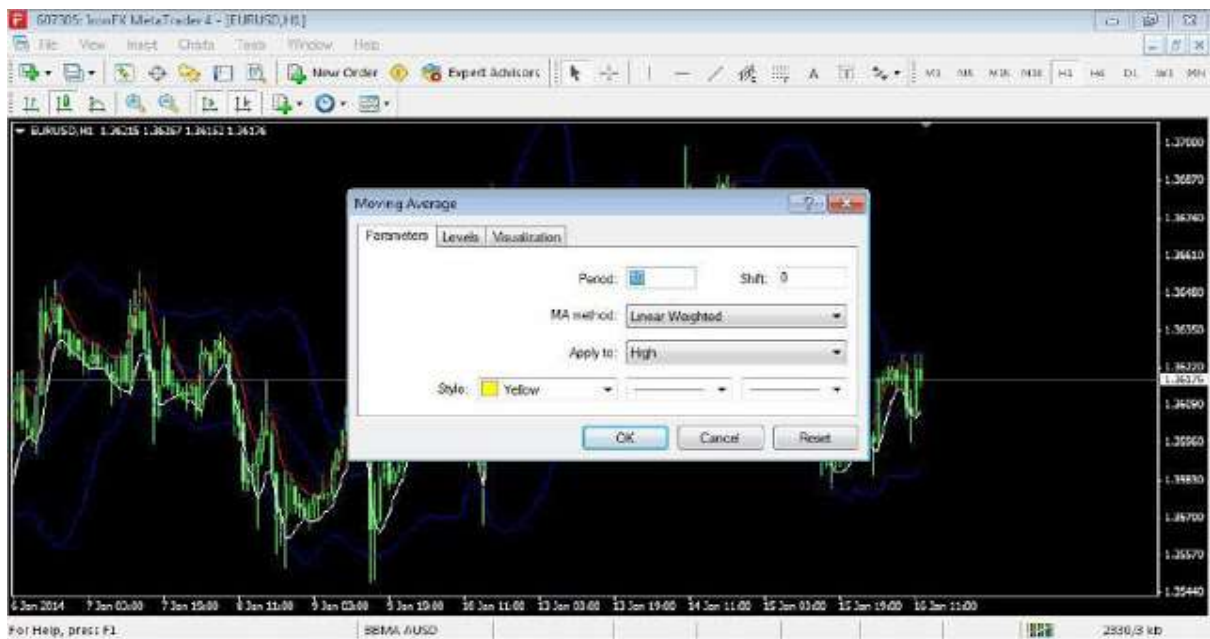
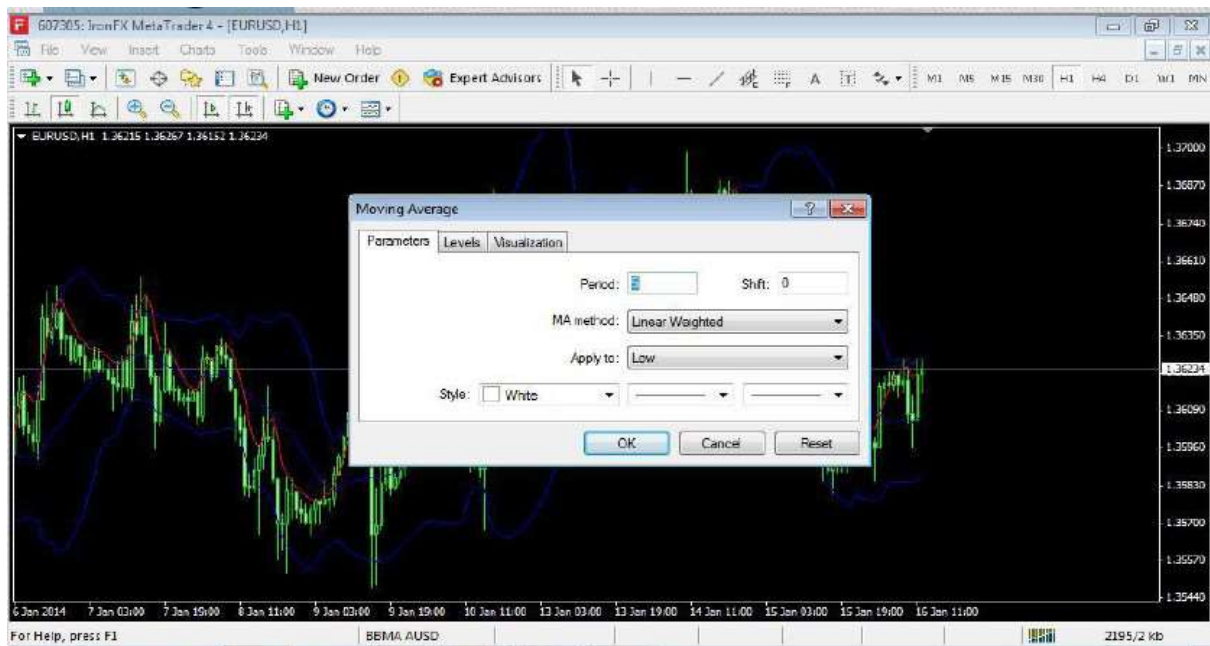


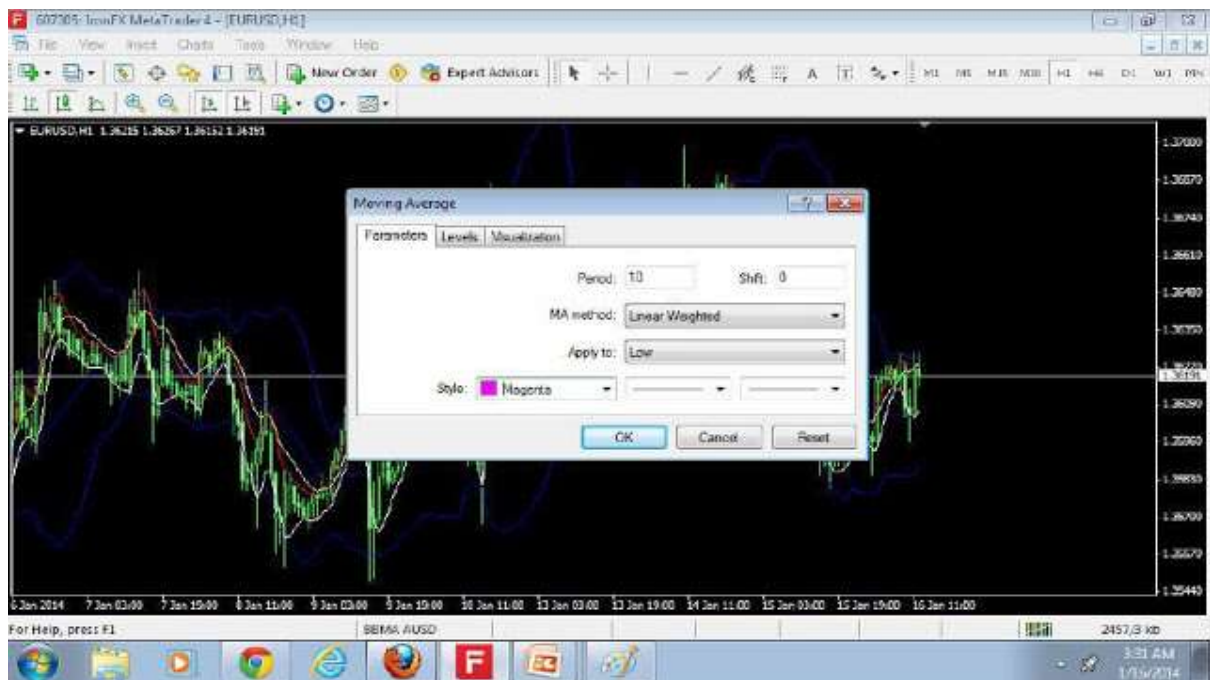
Indicators that are ready inserted



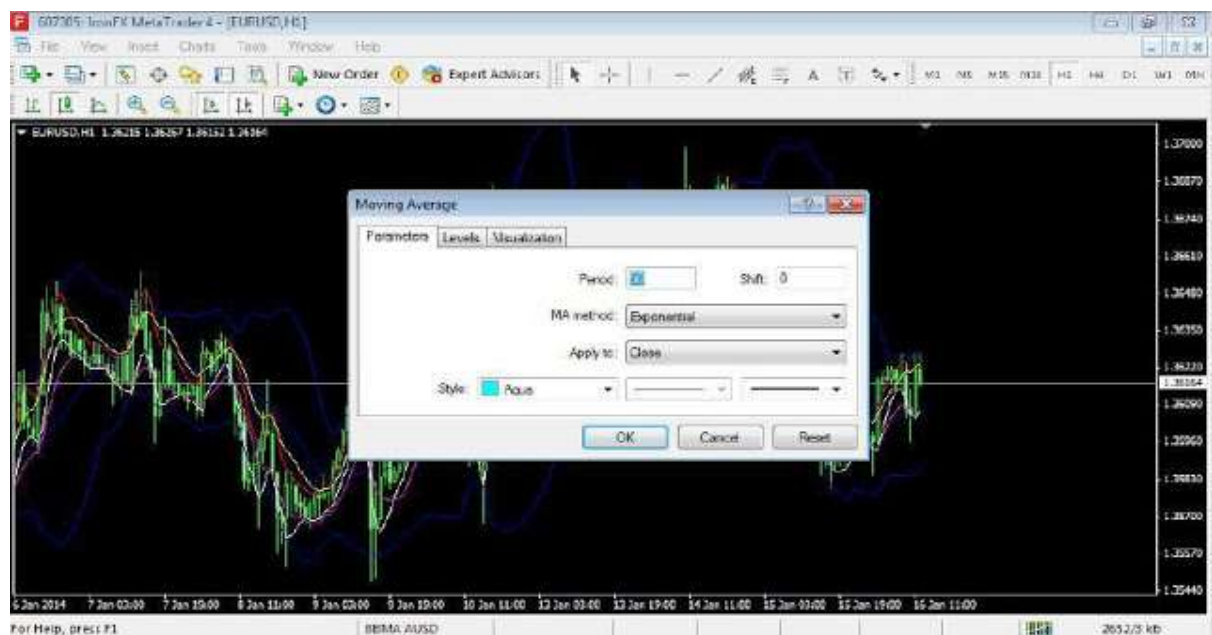
Please follow settings as in the diagram and click the OK button







**MOVEING AVG 50**



## HOW TO SAVE TEMPLATES TEMPLATES & ENTERING INTO CHART

Right click your mouse button and follow the steps in the diagram







## HOW TO SET-UP MULTI CHART TERMINAL :::

Set Chart with M15 TF, TF H1 & H4 TF





Click File> Select Profiles> Save As> Enter the name of the currency and repeat the process to different currencies.



## BASIC LAWS IN THE BBMA

- 1. Moving Averages 5/10 High can not get out of the Top BB (see Figure 1)
- Moving Averages 5/10 Low Low can not get out of the BB Figure 1 (see Figure 1)
- # Moving Average that out of the BB marked trend started going out or want to change.
- 2. Candlestick can not close off Top Low BB or BB:
  - a) that close off Candlestick Top BB when BB vertical mark MOMENTUM market has to go up. (Figure 2)
  - Candlestick which close off when BB BB Low declined to indicate the market has MOMENTUM down. (Figure 2 a)

- b) that close off Candlestick Top Low BB or BB when BB horizontal marking market will change direction. (Figure 2 b)
- - Candlestick which close off Top BB when BB horizontal means price will go down.
- - to close out Candlestick Low BB when BB horizontal mean price will rise.
- # indicates the absence of Volume B Flat or sideways market.
- 3. The conditions for creating a Buy or Sell is as follows:
  - Only Buy on Moving Averages 5/10 Low only
  - Only Sell on Moving Averages 5/10 High Only
- (See Figure 3)

Figure 1 & 2



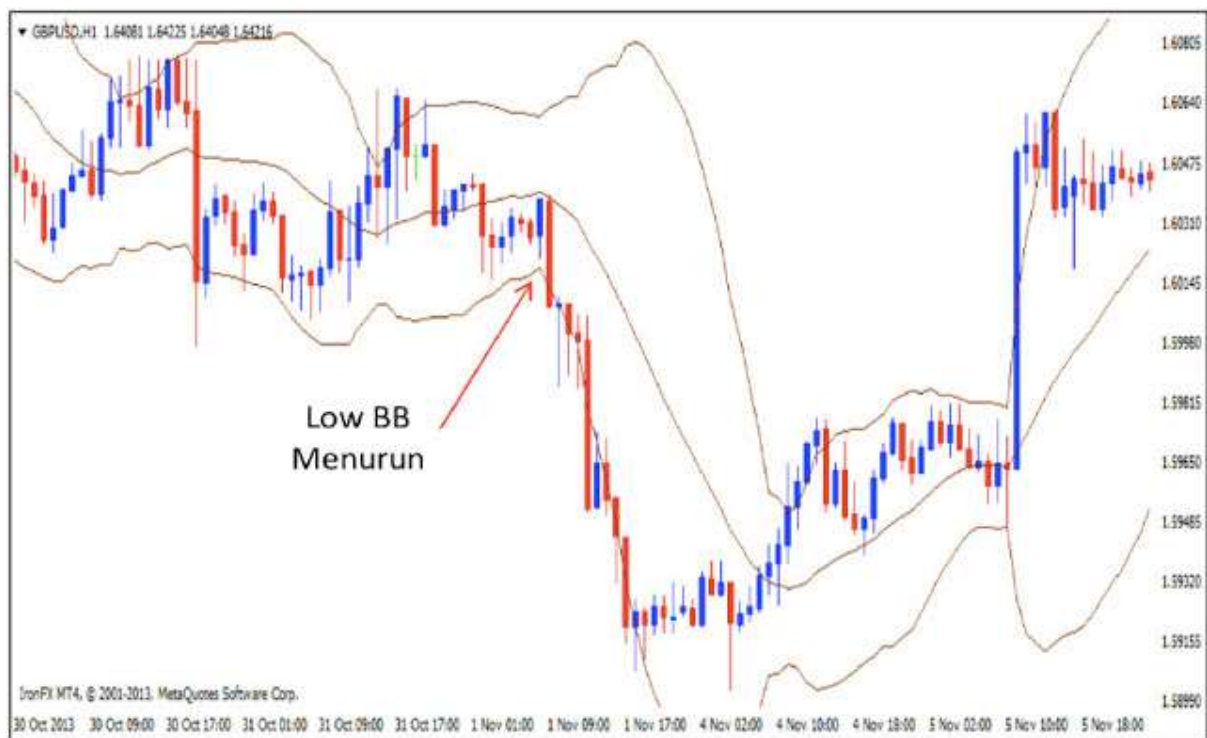




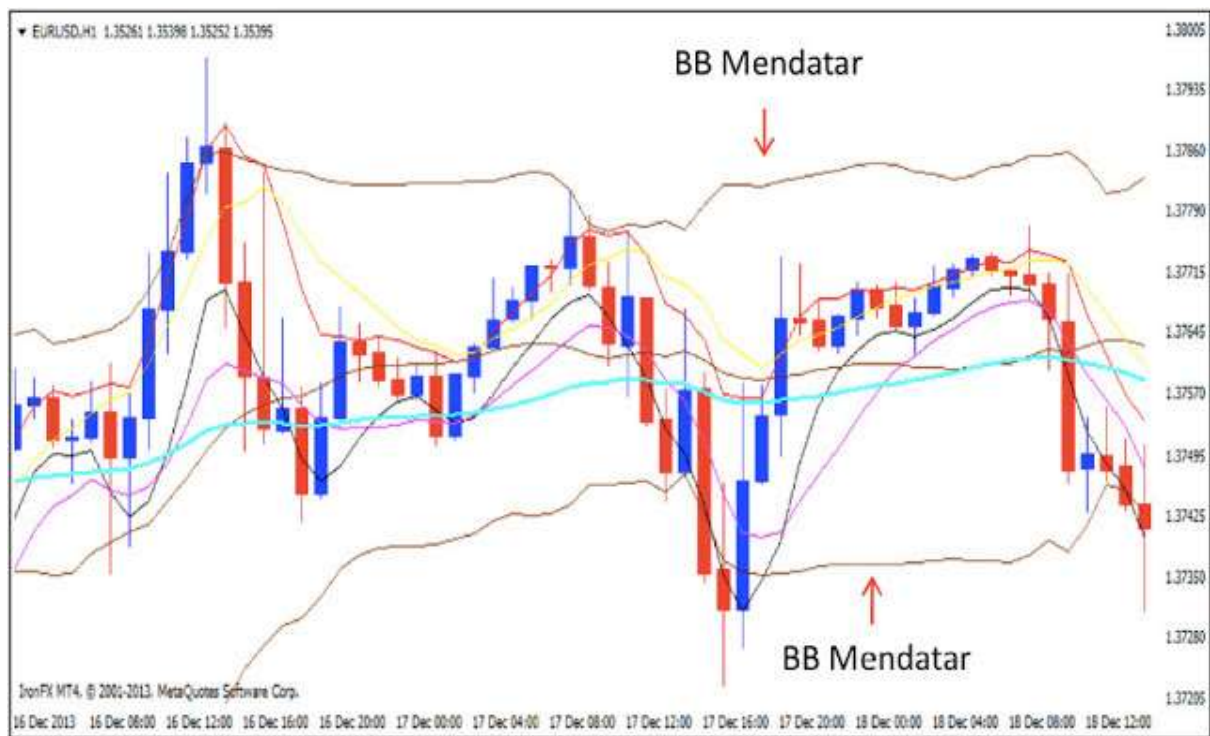
Figure 2 a





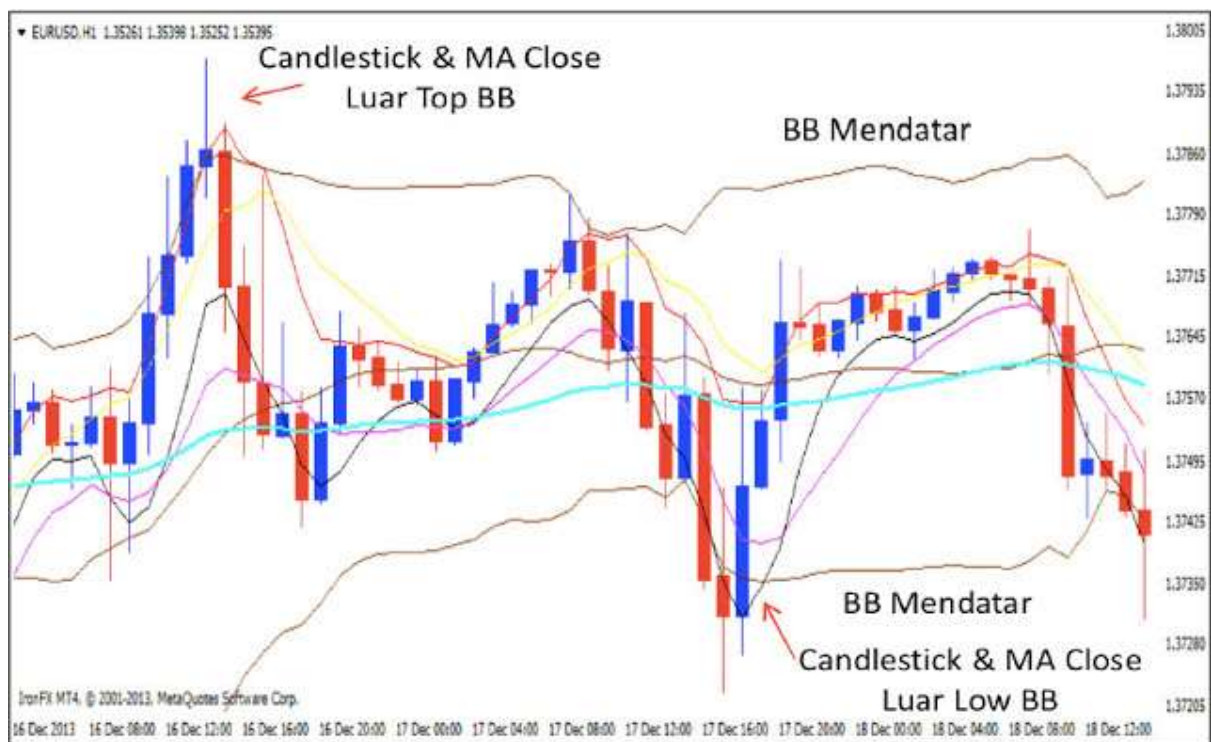


**Figure 2 B**



**BB MENDATAR = BB Horizontal**





**LUAR = EXTERNAL**

**Figure 3**





## TYPES OF ENTRY BMMA

- Entry BMA is divided into three (3) types:
- 1. EXTREME
- 2. LOST MARKET VOLUME
- 3. RE-ENTRY

## EXTREME

- **Definition:**

- \* **Moving Averages are outside the Top Or Low BB and BB \* Candlestick close off Top BB / BB Low**

- Normally Candlestick & MA can not be outside the body because it is often played in the BB range. BB control and follow price from time to time. If the price breaks out top BB / BB Low base it was unlawful and therefore **EXTREME** formed.

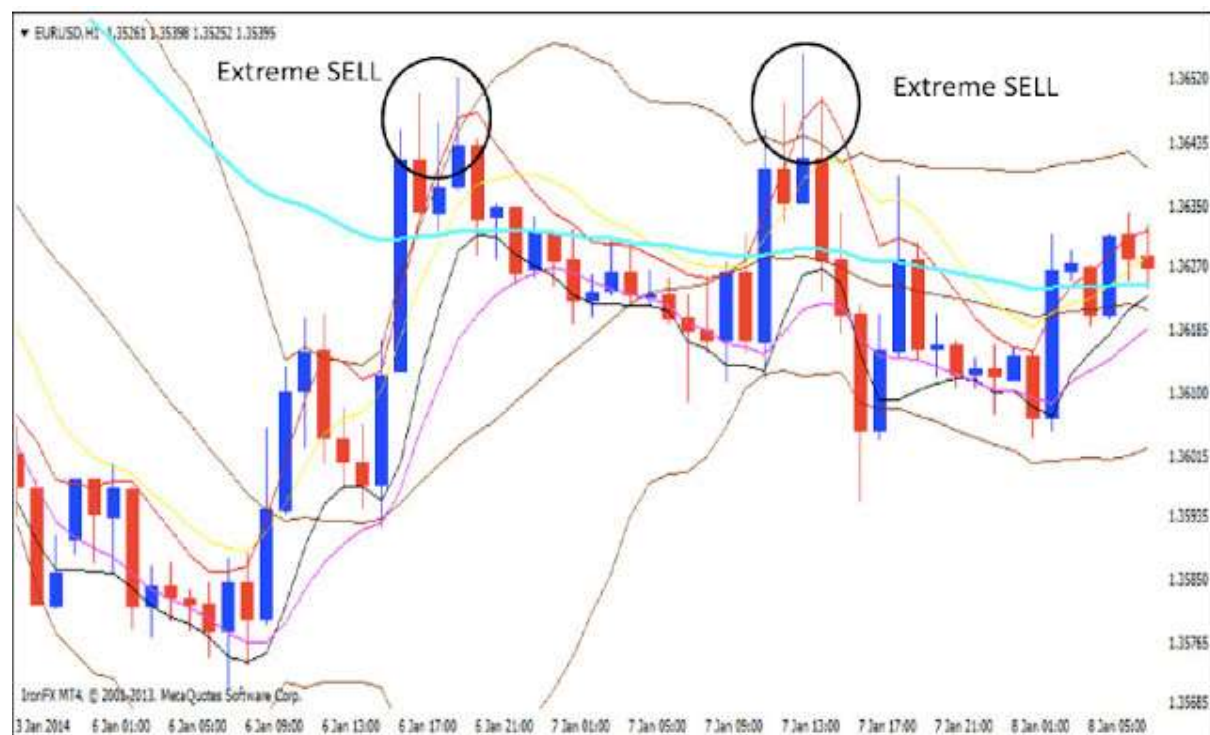
- **Extreme SELL --- Moving Averages 5/10 High out of the Top BB**

- **Extreme BUY --- Moving Averages 5/10 out of the Low Low BB**

Google Translate for Business:Translator ToolkitWebsite TranslatorGlobal Market Finder  
Turn off instant translationAbout Google TranslateMobileCommunityPrivacy &  
TermsHelpSend feedback

[Click to edit and see alternate translations](#)

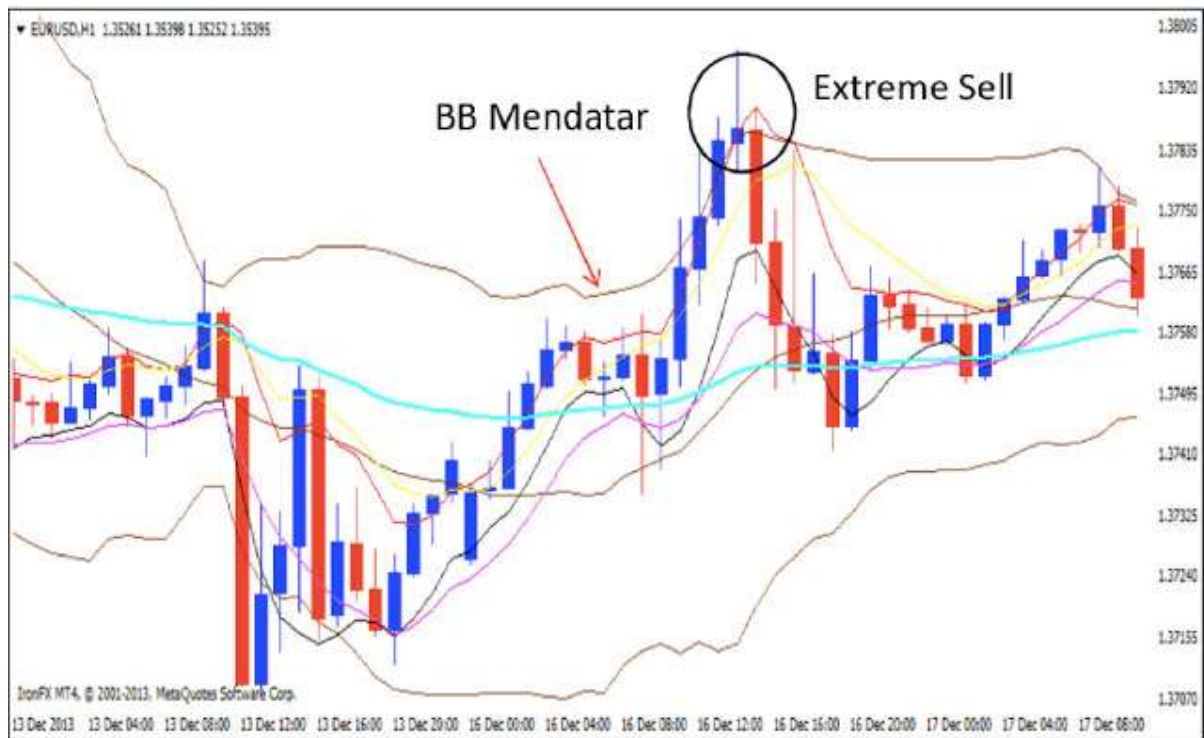
### Extreme examples SELL



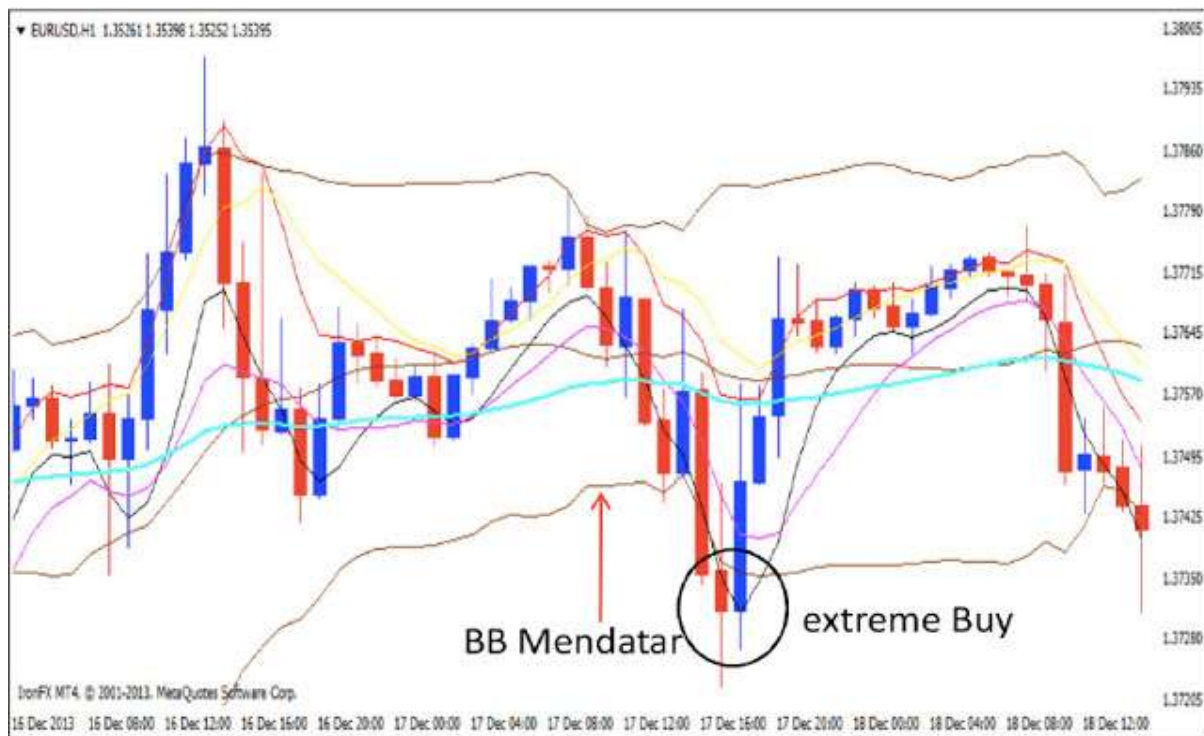
## Extreme examples BUY



### Extreme examples SELL / BUY When BB Horizontal







### LOST MARKET VOLUME (MHV)

- Effective at the end of the trend (reversal) after a rise or fall.
- Inform the momentum of an increase (BUY) or fall (SELL) already weakened or no longer have the resources to pursue or continue their journey.
- Synonym or better known as Double Top and Double Bottom.
- Formed after Extreme Buy or Sell.
- MHV can be detected by checking the extreme lower body.

- MHV valid when: ---
- Price does not successfully close out Top BB / BB Low even with only leave shadow.
- MHV void when: ---
- Price managed to break and close off Top BB / BB Low

Figure MHV (SELL)





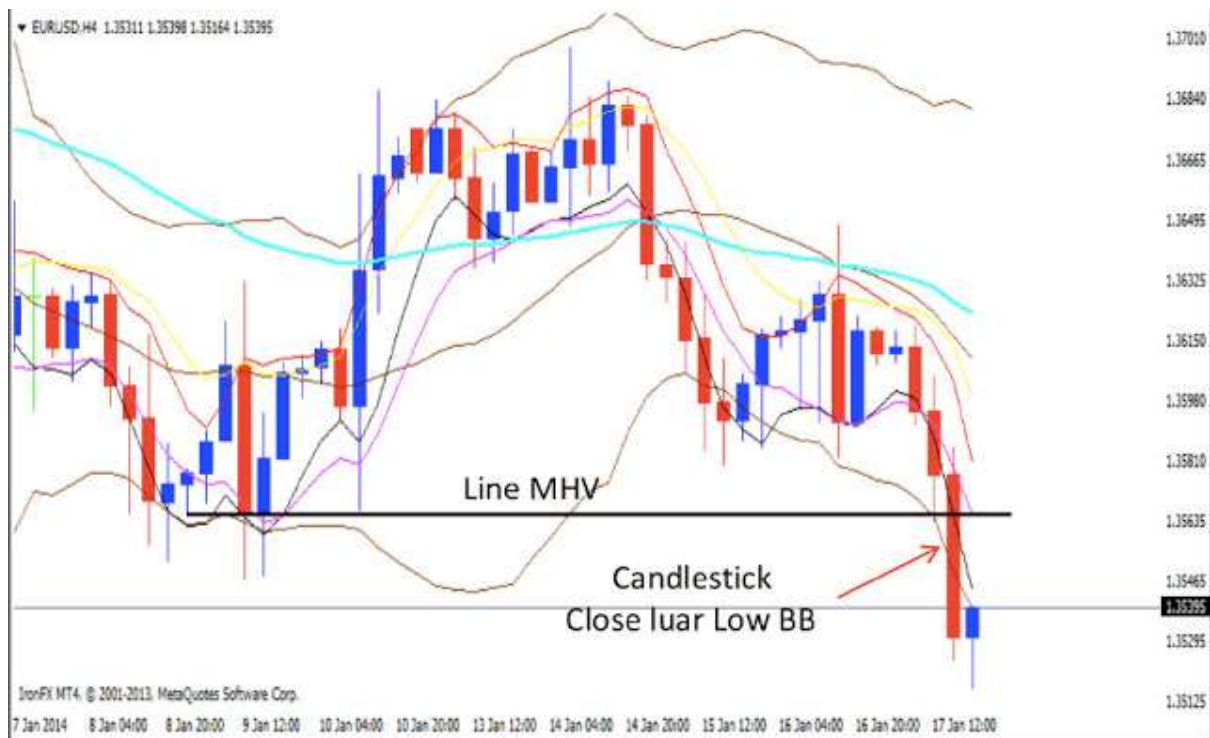
**Figure MHV (BUY)**



**Figure MHV Cancel (Sell)**



**Figure MHV Cancel (Buy)**



## RE-ENTRY

- Formed after a fall or rise.
- Price will form Sideway / Ranging for Re-Entry form.
- Usually the price will find MA5 / 10 High to give a chance Sell entry while MA5 / 10 Low to allow entry Buy.

Figure Example of Re-Entry (SELL)



**Figure Example of Re-Entry (BUY)**



Posted by Unknown at 03:59  
 Email ThisBlogThis!Share to TwitterShare to FacebookShare to Pinterest

## 23 comments:

1.



Unknown31 July 2017 at 10:18

This comment has been removed by the author.

[Reply](#)



2.

Unknown31 July 2017 at 10:18

This comment has been removed by the author.

[Reply](#)



3.

Unknown31 July 2017 at 10:20

Hi may you please email me a complete BBMA pdf in English version. The one I have is in Malaysian. My email is sizgabs@gmail.com, Thank you

[Reply](#)



4.

Unknown26 November 2017 at 18:19

Good day, could you please send me an English version (complete) of the strategy, my email is arthurmasoka@gmail.com , thank you.

[Reply](#)



5.

Unknown31 December 2017 at 07:11

please find telegram channel names @BlackOutFX for more detail about BBMA

[Reply](#)



6.

Unknown31 December 2017 at 07:12

please find telegram channel names @BlackOutFX for more detail about BBMA

[Reply](#)



7.

Unknown6 January 2018 at 02:02

Please send me an English version of this strategy xxabdulmxx@gmail.com

[Reply](#)



8.

Unknown1 April 2018 at 12:47

Good afternoon, can you please email me a complete BBMA pdf in English. I will appreciate so much, Thank you

[Reply](#)



9.

Unknown12 April 2018 at 20:36

introducing-brokers introduce new clients to a Forex brokerage, and in return the Introducing Brokers earn a generous, ongoing commission.

Reply



10.

Unknown13 April 2018 at 12:03

hey please email me BBMA EBOOK English version to fishym599@live.co.uk

Reply



11.

Unknown8 June 2018 at 13:48

Please, send me the original version english to dploding@hotmail.com

Reply



12.

Unknown25 June 2018 at 10:17

Let me explain the basic principle how most Forex systems work. They are tuned up to work in a specific market condition. They often make money in a trending market, but loose money in a choppy market. It is not a problem as long as the market is trending and the system is making more money than it loses. Such a system can be profitable for several months and you would be happy with it. BUT...

PREPARE FOR THE WORST...

Market change over time. A well designed system starts with trend analysis to stay away from potentially losing trades. There are two problems of how a Forex system recognizes the trend.

PROBLEM: FALSE "STRONG TREND" INDICATION.

The system responds only to immediate price action. An explosive price movement that is usually the result of news release is tempting people to jump in and make a profit. It looks like a "strong trend", but what usually happens next is a hard fall.

To avoid falling into this trap, check for the SOLUTION to find a REAL trend:

==> <http://www.forextrendy.com?nsjld92834>

SECOND PROBLEM: TREND RELIABILITY

Most systems use various indicators to determine the trend. Actually, there is nothing bad about using indicators. One Simply Moving Average can do the job. The problem comes with the question: "Is the market trending NOW?" Whether the market is trending or not trending is not like black and white. The correct question is: "How well the market is trending?"

And here we have something called TREND RELIABILITY.

Trends exist and they can be traded up and down for a profit. You have to focus only on the most reliable market trends. "Forex Trendy" is a software solution to find the BEST trending currency pairs, time frames and compute the trend reliability for each Forex chart:

==> <http://www.forextrendy.com?nsjld92834>

Reply

13.



Unknown25 June 2018 at 11:25

Do you think that to dramatically improve your success rate you have to read tons of thick books, buy expensive software and spend countless hours of learning more about Forex?

What I'm going to share with you is something very EASY to use and very POWERFUL at the same time.

Let me give you an EXAMPLE:

Imagine you trade a system that makes 50% winning trades, but another 50% are losing trades. If you increase your odds of winning by only 20%, that would make 70% winning trades and 30% losing trades.

Well, HOW TO accomplish that?

Just pick the best trending pair at the current time and simply follow the trend! I have found ONE INCREDIBLE TOOL that continuously scans the Forex market and picks the most reliable trending pairs for you.

<http://www.forextrendy.com?ljsjhd8374h>

By taking signals in the direction of a strong trend you would REDUCE UNNECESSARY LOSSES and increase the odds of winning. You need to know "how well" the market is trending to avoid very short-term trends.

STOP hunting the market for every potential trade. Pick only the best trending pairs and time frames and DO NOT take any trading signals in the choppy market (unless you know exactly what you are doing).

Successful traders keep it simple and this is the way how the pros made fortunes in the markets - by trading less and making more.

To increase the profitability of any system or robot you are currently using, check out this easy and powerful ultimate solution:

<http://www.forextrendy.com?ljsjhd8374h>

[Reply](#)



14.

seo313 July 2018 at 02:56

Do you think that to dramatically improve your success rate you have to read tons of thick books, buy expensive software and spend countless hours of learning more about Forex?

What I'm going to share with you is something very EASY to use and very POWERFUL at the same time.

Let me give you an EXAMPLE:

Imagine you trade a system that makes 50% winning trades, but another 50% are losing trades. If you increase your odds of winning by only 20%, that would make 70% winning trades and 30% losing trades.

Well, HOW TO accomplish that?

Just pick the best trending pair at the current time and simply follow the trend! I have found ONE INCREDIBLE TOOL that continuously scans the Forex market and picks the most reliable trending pairs for you.

==>

<http://www.forextrendy.com?ljsjhd8374h>



By taking signals in the direction of a strong trend you would REDUCE UNNECESSARY LOSSES and increase the odds of winning. You need to know "how well" the market is trending to avoid very short-term trends.

STOP hunting the market for every potential trade. Pick only the best trending pairs and time frames and DO NOT take any trading signals in the choppy market (unless you know exactly what you are doing).

Successful traders keep it simple and this is the way how the pros made fortunes in the markets - by trading less and making more.

To increase the profitability of any system or robot you are currently using, check out this easy and powerful ultimate solution:

=> <http://www.forextrendy.com?ljsjhd8374h>

[Reply](#)



15.

durga14 August 2018 at 05:13

Do you think that to dramatically improve your success rate you have to read tons of thick books, buy expensive software and spend countless hours of learning more about Forex?

What I'm going to share with you is something very EASY to use and very POWERFUL at the same time.

Let me give you an EXAMPLE:

Imagine you trade a system that makes 50% winning trades, but another 50% are losing trades. If you increase your odds of winning by only 20%, that would make 70% winning trades and 30% losing trades.

Well, HOW TO accomplish that?

Just pick the best trending pair at the current time and simply follow the trend! I have found ONE INCREDIBLE TOOL that continuously scans the Forex market and picks the most reliable trending pairs for you.

<http://www.forextrendy.com?vhbshygd398432>

By taking signals in the direction of a strong trend you would REDUCE UNNECESSARY LOSSES and increase the odds of winning. You need to know "how well" the market is trending to avoid very short-term trends.

STOP hunting the market for every potential trade. Pick only the best trending pairs and time frames and DO NOT take any trading signals in the choppy market (unless you know exactly what you are doing).

Successful traders keep it simple and this is the way how the pros made fortunes in the markets - by trading less and making more.

To increase the profitability of any system or robot you are currently using, check out this easy and powerful ultimate solution:

<http://www.forextrendy.com?vhbshygd398432>

[Reply](#)



16.

Unknown15 August 2018 at 04:00

Do you think that to dramatically improve your success rate you have to read tons of thick books, buy expensive software and spend countless hours of learning more about Forex?

What I'm going to share with you is something very EASY to use and very POWERFUL at the same time.

Let me give you an EXAMPLE:

Imagine you trade a system that makes 50% winning trades, but another 50% are losing trades. If you increase your odds of winning by only 20%, that would make 70% winning trades and 30% losing trades.

Well, HOW TO accomplish that?

Just pick the best trending pair at the current time and simply follow the trend! I have found ONE INCREDIBLE TOOL that continuously scans the Forex market and picks the most reliable trending pairs for you.

<http://www.forextrendy.com?vhbshygdf398432>

By taking signals in the direction of a strong trend you would REDUCE UNNECESSARY LOSSES and increase the odds of winning. You need to know "how well" the market is trending to avoid very short-term trends.

STOP hunting the market for every potential trade. Pick only the best trending pairs and time frames and DO NOT take any trading signals in the choppy market (unless you know exactly what you are doing).

Successful traders keep it simple and this is the way how the pros made fortunes in the markets - by trading less and making more.

To increase the profitability of any system or robot you are currently using, check out this easy and powerful ultimate solution:

<http://www.forextrendy.com?vhbshygdf398432>

[Reply](#)



17.

[yousuf17 August 2018 at 04:47](#)

Do you think that to dramatically improve your success rate you have to read tons of thick books, buy expensive software and spend countless hours of learning more about Forex?

What I'm going to share with you is something very EASY to use and very POWERFUL at the same time.

Let me give you an EXAMPLE:

Imagine you trade a system that makes 50% winning trades, but another 50% are losing trades. If you increase your odds of winning by only 20%, that would make 70% winning trades and 30% losing trades.

Well, HOW TO accomplish that?

Just pick the best trending pair at the current time and simply follow the trend! I have found ONE INCREDIBLE TOOL that continuously scans the Forex market and picks the most reliable trending pairs for you.

<http://www.forextrendy.com?vhbshygdf398432>

By taking signals in the direction of a strong trend you would REDUCE UNNECESSARY LOSSES and increase the odds of winning. You need to know "how well" the market is trending to avoid very short-term trends.

STOP hunting the market for every potential trade. Pick only the best trending pairs and time frames and DO NOT take any trading signals in the choppy market (unless you know exactly what you are doing).

Successful traders keep it simple and this is the way how the pros made fortunes in the markets - by trading less and making more.

To increase the profitability of any system or robot you are currently using, check out this easy and powerful ultimate solution:

<http://www.forextrendy.com?vhbshygdf398432>

[Reply](#)



18.

[Jimmy2 November 2018 at 07:48](#)

How can this strategy be used to determine the makert direction for news reports??

[Reply](#)



19.

[Unknown15 December 2018 at 05:26](#)

Great article

[Reply](#)



20.

[Unknown29 December 2018 at 05:15](#)

Great article... very insightful 🙏

[Reply](#)



21.

[Unknown5 February 2019 at 17:17](#)

Plz can you send me the complete bbma oma ally strategy at [asalezomsutu@mail.com](mailto:asalezomsutu@mail.com)

[Reply](#)



22.

[Unknown2 July 2019 at 18:12](#)

Please send me a complete bbma pdf

[Reply](#)



23.

[Flora shawn16 January 2020 at 04:36](#)

i was once living on the street where by things were so hard for me, even to pay off my bills was very difficult for me i have to park off my apartment and start sleeping on the street of Vegas. i tried all i could do to secure a job but all went in vain because i was from the black side of America. so i decided to browse through on my phone for jobs online where i got an advert on Hackers advertising a Blank ATM card which can be used to hack any ATM Machine all over the world, i never thought this could be real because most advert on the internet are

based on fraud, so i decided to give this a try and look where it will lead me to if it can change my life for good. i contacted this hackers and they told me they are from Australia and also they have branch all over the world in which they use in developing there ATM CARDS, this men who were geeks and also experts at ATM repairs, programming and execution who taught me various tips and tricks about breaking into an ATM Machine with a Blank ATM card.i applied for the Blank ATM card and it was delivered to me within 3 days and i did as i was told to and today my life has changed. there is no ATM MACHINES this BLANK ATM CARD CANNOT penetrate into, because it has been programmed with various tools and software before it will be send to you. i know this is illegal but also a smart way of living Big because the government cannot help us so we have to help our self. if you also want this BLANK ATM CARD you can contact these Hackers at email: [skylinktechnes@yahoo.com](mailto:skylinktechnes@yahoo.com) whatsapp: +1(213)785-1553 or website: <https://skylinktechnes.wixsite.com/info>