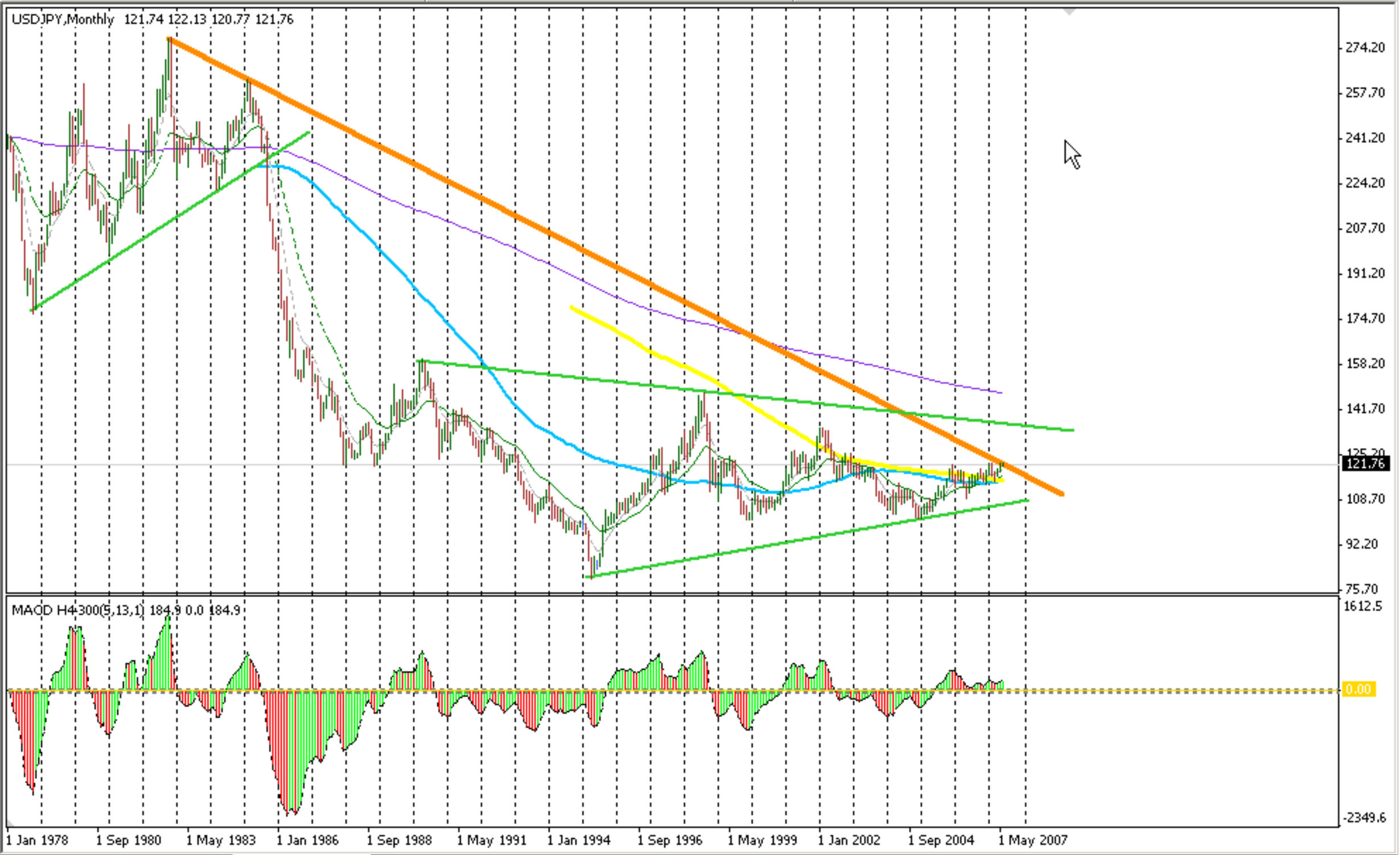
USDJPY,Monthly 121.74 122.13 120.77 121.76
274.20
257.70
241.20
224.20
207.70
191.20
174.70
158.20
141.70
125.20
121.76
108.70
92.20
75.70
MACD H4 300(5,13,1) 184.9 0.0 184.9
1612.5
0.00
-2349.6
1 Jan 1978
1 Sep 1980
1 May 1983
1 Jan 1986
1 Sep 1988
1 May 1991
1 Jan 1994
1 Sep 1996
1 May 1999
1 Jan 2002
1 Sep 2004
1 May 2007

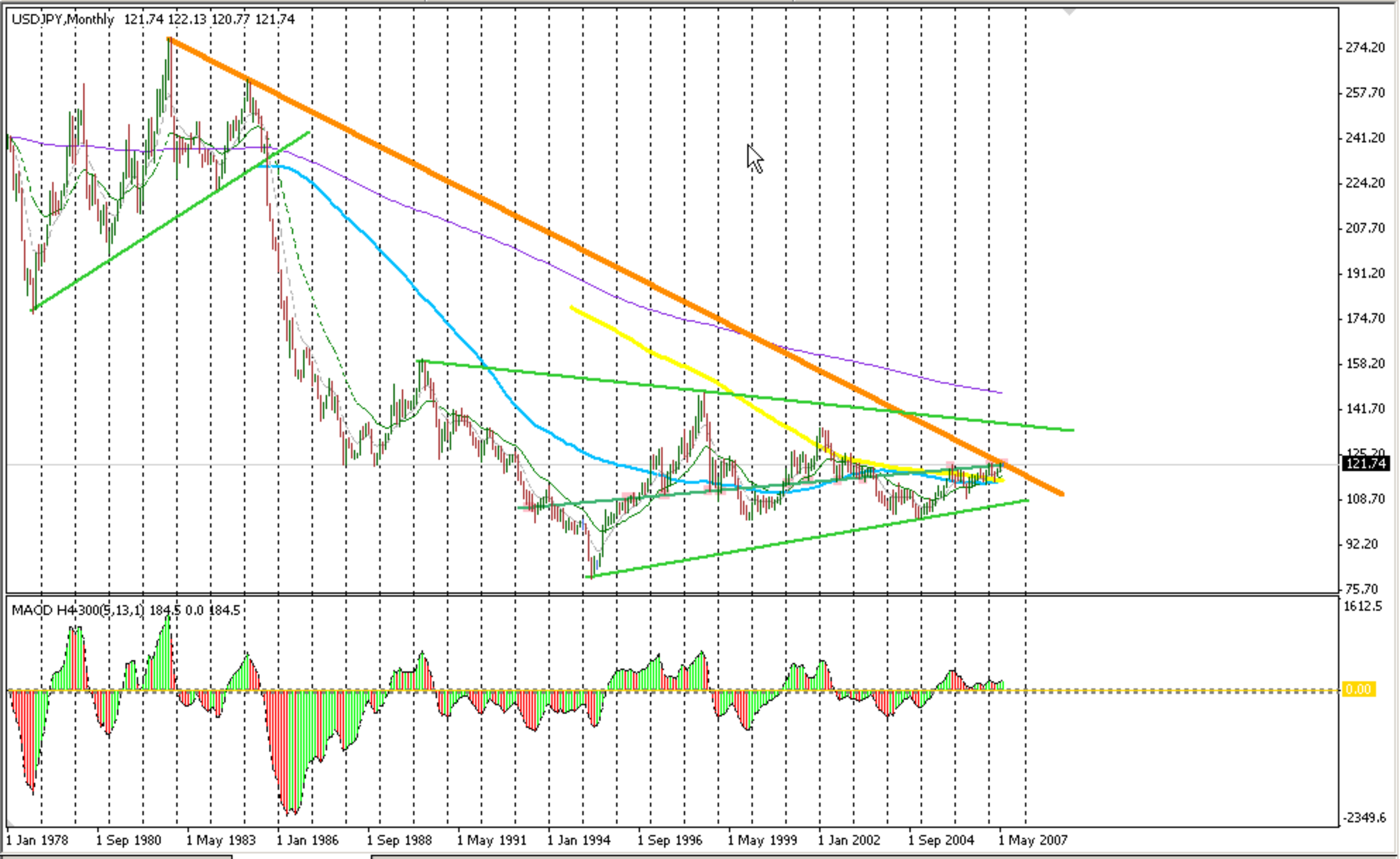
USDJPY,Monthly 121.74 122.13 120.77 121.74
274.20
257.70
241.20
224.20
207.70
191.20
174.70
158.20
141.70
125.20
121.74
108.70
92.20
75.70
MACD H4 300(5,13,1) 184.5 0.0 184.5
1612.5
0.00
-2349.6
1 Jan 1978
1 Sep 1980
1 May 1983
1 Jan 1986
1 Sep 1988
1 May 1991
1 Jan 1994
1 Sep 1996
1 May 1999
1 Jan 2002
1 Sep 2004
1 May 2007

USDJPY,Weekly 121.73 121.85 121.52 121.74
146.25
140.70
135.00
129.30
123.60
121.74
117.90
112.35
106.65
100.95
95.25
89.55
83.85
78.30
MACD H4 300(5,13,1) 0.0 93.3 93.3
541.8
0.00
-821.1
3 Jan 1993
27 Mar 1994
18 Jun 1995
8 Sep 1996
30 Nov 1997
21 Feb 1999
14 May 2000
5 Aug 2001
27 Oct 2002
18 Jan 2004
10 Apr 2005
2 Jul 2006

USDJPY,Weekly 121.73 121.85 121.52 121.73
146.25
140.70
135.00
129.30
123.60
121.73
117.90
112.35
106.65
100.95
95.25
89.55
83.85
78.30
MACD H4 300(5,13,1) 0.0 93.1 93.1
541.8
0.00
-821.1
3 Jan 1993
27 Mar 1994
18 Jun 1995
8 Sep 1996
30 Nov 1997
21 Feb 1999
14 May 2000
5 Aug 2001
27 Oct 2002
18 Jan 2004
10 Apr 2005
2 Jul 2006

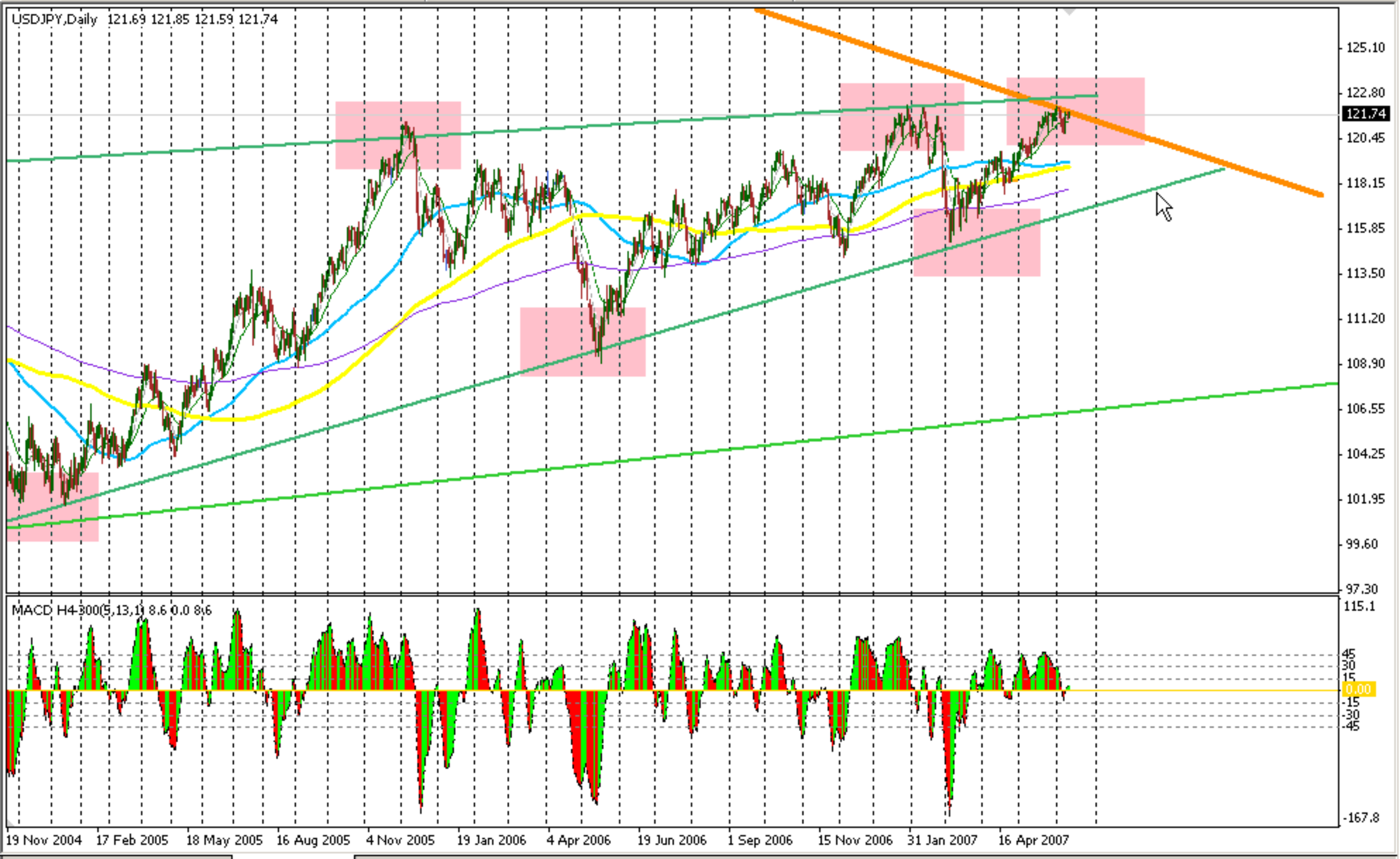
USDJPY,Daily 121.69 121.85 121.59 121.74
125.10
122.80
121.74
120.45
118.15
115.85
113.50
111.20
108.90
106.55
104.25
101.95
99.60
97.30
MACD H4 300(5,13,1) 8.6 0.0 8.6
115.1
45
30
15
0.00
-15
-30
-45
-167.8
19 Nov 2004
17 Feb 2005
18 May 2005
16 Aug 2005
4 Nov 2005
19 Jan 2006
4 Apr 2006
19 Jun 2006
1 Sep 2006
15 Nov 2006
31 Jan 2007
16 Apr 2007

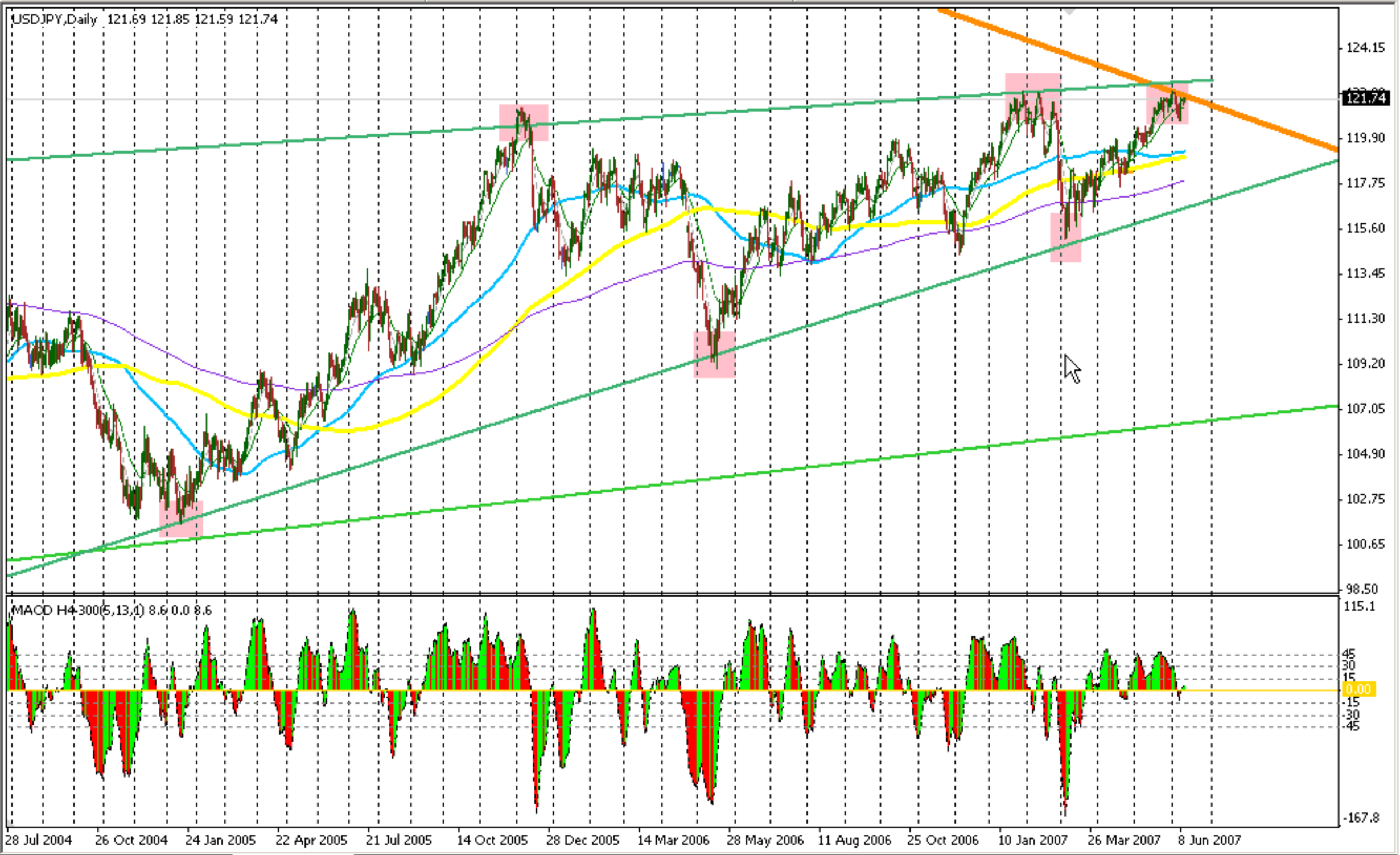
USDJPY,Daily 121.69 121.85 121.59 121.74
124.15
121.74
119.90
117.75
115.60
113.45
111.30
109.20
107.05
104.90
102.75
100.65
98.50
MACD H4 300(5,13,1) 8.6 0.0 8.6
115.1
45
30
15
0.00
-15
-30
-45
-167.8
28 Jul 2004
26 Oct 2004
24 Jan 2005
22 Apr 2005
21 Jul 2005
14 Oct 2005
28 Dec 2005
14 Mar 2006
28 May 2006
11 Aug 2006
25 Oct 2006
10 Jan 2007
26 Mar 2007
8 Jun 2007

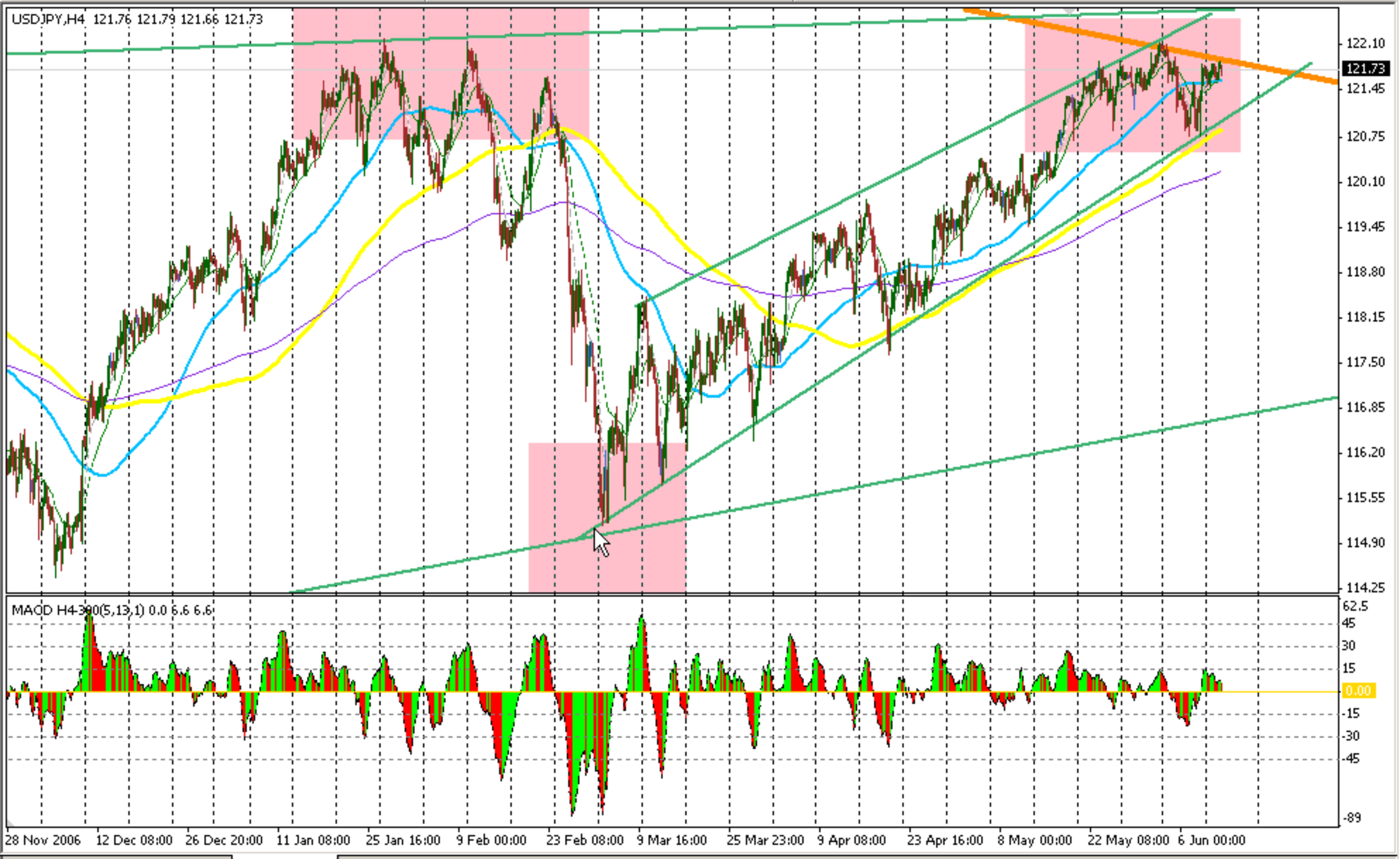
USDJPY,H4 121.76 121.79 121.66 121.73
122.10
121.73
121.45
120.75
120.10
119.45
118.80
118.15
117.50
116.85
116.20
115.55
114.90
114.25
MACD H4 390(5,13,1) 0.0 6.6 6.6
62.5
45
30
15
0.00
-15
-30
-45
-89
28 Nov 2006
12 Dec 08:00
26 Dec 20:00
11 Jan 08:00
25 Jan 16:00
9 Feb 00:00
23 Feb 08:00
9 Mar 16:00
25 Mar 23:00
9 Apr 08:00
23 Apr 16:00
8 May 00:00
22 May 08:00
6 Jun 00:00

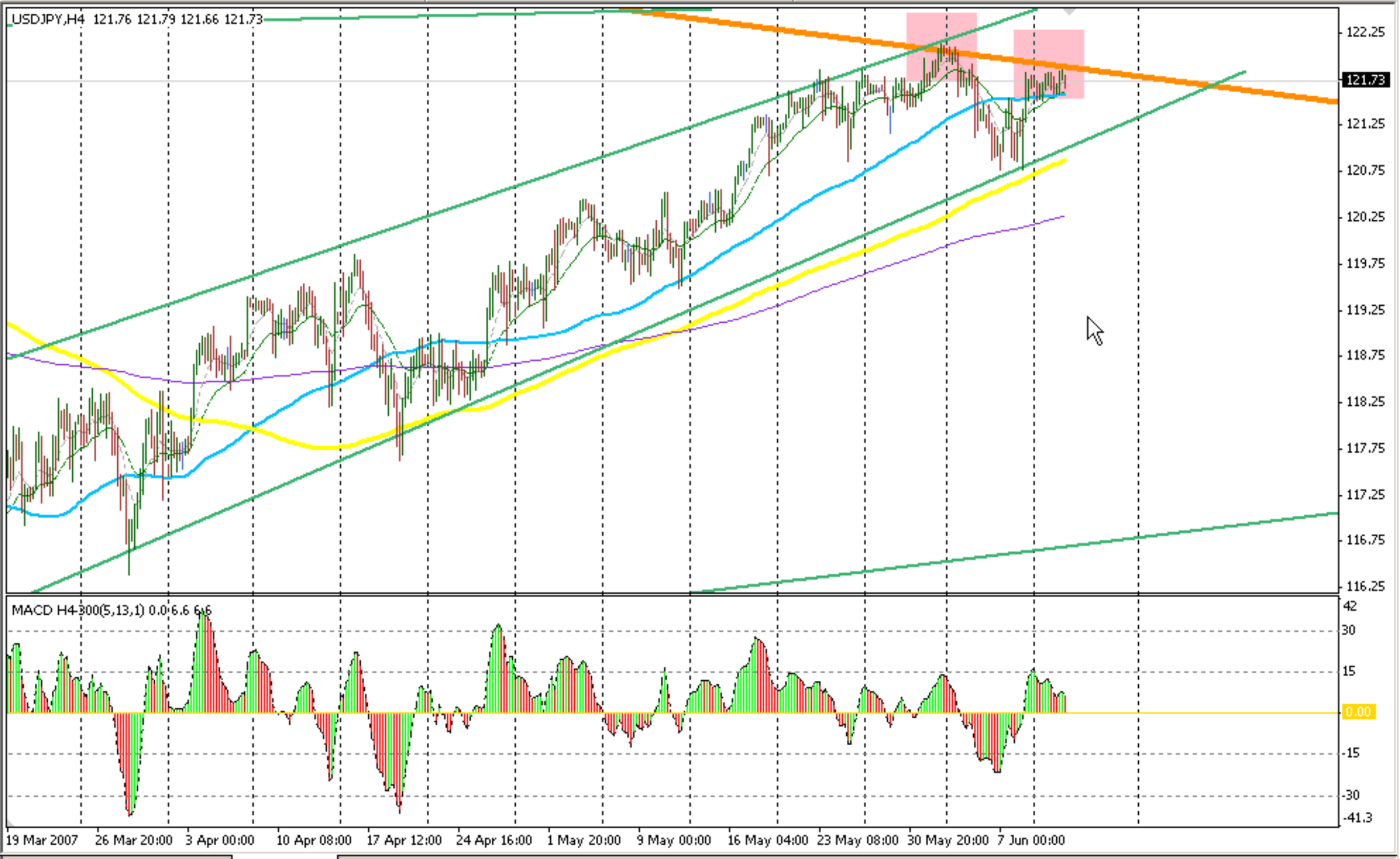
USDJPY,H4 121.76 121.79 121.66 121.73
122.25
121.73
121.25
120.75
120.25
119.75
119.25
118.75
118.25
117.75
117.25
116.75
116.25
MACD H4 300(5,13,1) 0.0 6.6 6.6
42
30
15
0.00
-15
-30
-41.3
19 Mar 2007
26 Mar 20:00
3 Apr 00:00
10 Apr 08:00
17 Apr 12:00
24 Apr 16:00
1 May 20:00
9 May 00:00
16 May 04:00
23 May 08:00
30 May 20:00
7 Jun 00:00

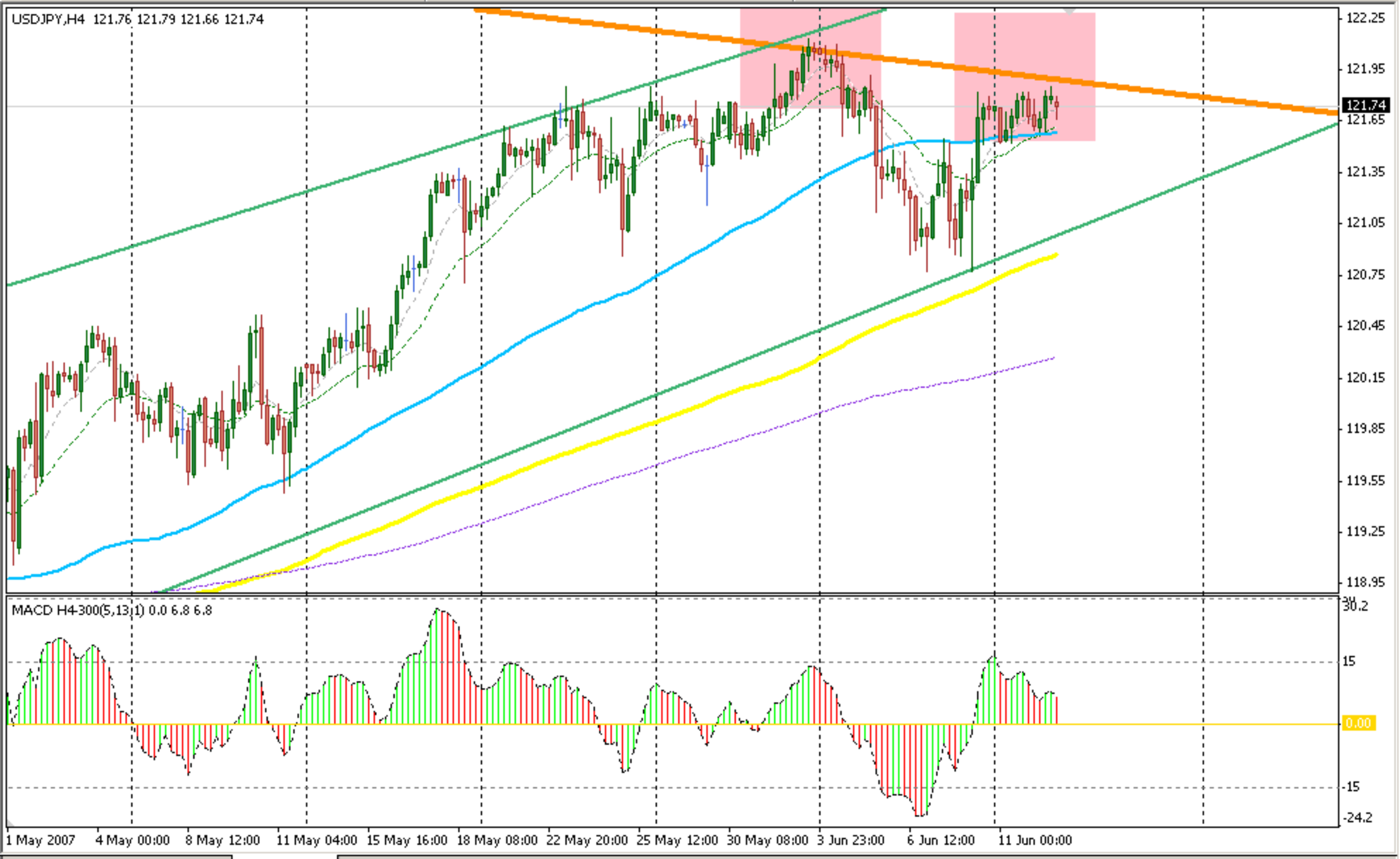
USDJPY,H4 121.76 121.79 121.66 121.74
122.25
121.95
121.74
121.65
121.35
121.05
120.75
120.45
120.15
119.85
119.55
119.25
118.95
MACD H4 300(5,13,1) 0.0 6.8 6.8
30.2
15
0.00
-15
-24.2
1 May 2007
4 May 00:00
8 May 12:00
11 May 04:00
15 May 16:00
18 May 08:00
22 May 20:00
25 May 12:00
30 May 08:00
3 Jun 23:00
6 Jun 12:00
11 Jun 00:00