

**Encyclopedia of Planetary Aspects for  
Short Term Trading**

**This book is the result of years of work by  
researchers affiliated with the Vibration Research  
Institute.**

**Edited by Patrick Mikula CTA**

## DISCLAIMER

No claim is made by Patrick Mikula or the Vibration Research Institute that the trading methods or ideas in this book will result in profits and will not result in losses. The contents of this book are not guaranteed to produce profits. Commodity futures or stock trading is a risky business and may not be suitable for all recipients of this book. Although the financial correlations contained in this book have been reliable in the past there is no guarantee by the book's author or distributors that they will work in the future. Each trader is responsible for his/her own actions in the markets, if any. The contents of this book are not, and should not be considered as an offer to buy or sell any commodity or futures contract or stock. Purchase of this book constitutes your agreement to this disclaimer and exempts its author and distributors from any liability or litigation.

COPYRIGHT (c) 1999 by Patrick B. Mikula. All rights reserved.

No part of this book may be reproduced without permission from the publisher. No part of this publication may be reproduced, stored in a retrieval system, or transmitted in any form or by any means, photocopying, electronic, mechanical, or otherwise, without the prior written permission of the publisher.

Encyclopedia of Planetary Aspects for Short Term Trading.  
ISBN 0-9650518-4-6

Published by:

Vibration Research Institute  
P.O. BOX 152672  
AUSTIN, TX 78715-2672  
USA  
phone / fax: (512)-280-5112  
email: info@marketwarrior.com  
web site: www.marketwarrior.com

## TABLE OF CONTENTS

### CHAPTER 1

What is the purpose of this Encyclopedia?	P.1
Which Coordinate Systems Will be Used in this Encyclopedia?	P.1
Which Planets Will be Used in this Encyclopedia?	P.1
What is a Planetary Aspect & Which Aspects Will We Use?	P.3
Aspect Diagrams	P.3
How do We Correlate Aspects to the Market?	P.6
What Time Periods Before and After an Aspect Will We Study?	P.8
The One Bar Aspect-to-Market Comparison	P.9
The Three Bar Aspect-to-Market Comparison	P.10
The Ten Bar Aspect-to-Market Comparison	P.11
How do We Read The Aspect-to-Market Correlation Listings?	P.12
Summary	P.13

### Aspect Correlation Listings

(AA) Aluminum Co. of America	Page 14
(AAPL) Apple Computer	Page 14
(ABS) Albertson's	Page 15
(ABT) Abbott Labs	Page 15
(ABX) Barrick Gold	Page 16
(ACCOB) Adolph Coors	Page 17
(ACK) Armstrong World Ind.	Page 17
(ACV) Alberto-Culver	Page 18
(ADBE) Adobe Systems	Page 18
(ADCT) ADC Telecom	Page 19
(ADM) Archer-Daniels-Midland	Page 19
(ADPT) Adaptec	Page 20
(ADSK) Autodesk	Page 21
(AEE) Ameren Corp	Page 21
(AEP) American Electric Power	Page 21
(AES) AES Corp	Page 22
(AET) Aetna Inc.	Page 22
(AFS) Associates First Capital	Page 22
(AGC) American General Corp.	Page 23
(AGN) Allergan Inc.	Page 23
(AHC) Amerada Hess	Page 24

(AHP) American Home Products	Page 24
(AIG) American Int'l. Group	Page 25
(AIT) Ameritech	Page 25
(AL) Alcan Aluminium	Page 26
(ALD) Allied Signa	Page 26
(ALL) Allstate Corp	Page 27
(ALT) Allegheny Teledyne	Page 27
(ALTR) Altera Corp	Page 28
(AM) American Greetings Corp.	Page 28
(AMAT) Applied Materials	Page 28
(AMD) Advanced Micro Devices	Page 28
(AMFM) Chancellor Media	Page 29
(AMGN) Amgen	Page 29
(AMP) AMP Inc.	Page 30
(AMR) AMR Corp	Page 30
(AMZN) Amazon.com	Page 31
(ANDW) Andrew Corp.	Page 31
(ANV) Aeroquip-Vickers	Page 32
(AOC) Aon Corp	Page 32
(AOL) America Online	Page 33
(APA) Apache Corp	Page 33
(APC) Anadarko Petroleum Corp.	Page 34
(APCC) American Power Conversion	Page 34
(APD) Air Products & Chemicals	Page 35
(APOL) Apollo Group	Page 35
(AR) ASARCO inc	Page 36
(ARC) Atlantic Richfield	Page 36
(ASC) American Stores Co.	Page 37
(ASH) Ashland Inc	Page 37
(ASND) Ascend Communications	Page 38
(AT) ALLTEL Corp.	Page 38
(ATI) AirTouch Communications	Page 39
(ATML) Atmel Corp	Page 39
(AUD) Automatic Data Proc.	Page 39
(AVP) Avon Products	Page 40
(AVY) Avery Dennison Corp.	Page 41
(AXP) American Express Co.	Page 42
(AZA) ALZA Corp.	Page 42
(AZO) AutoZone	Page 42
(BA) Boeing	Page 43
(BAC) BankAmerica	Page 43

(BAX) Baxter Int'l	Page 44
(BBBY) Bed Bath & Beyond	Page 44
(BBK) BB&T Corp	Page 45
(BC) Brunswick	Page 45
(BCC) Boise Cascade	Page 45
(BDK) Black & Decker	Page 46
(BDX) Becton, Dickinson and Co.	Page 47
(BEL) Bell Atlantic	Page 47
(BEN) Franklin Resources	Page 48
(BFI) Browning-Ferris Industries	Page 48
(BFO) Bestfoods	Page 49
(BGE) Baltimore Gas & Electric	Page 49
(BGEN) Biogen	Page 50
(BGG) Briggs & Stratton	Page 50
(BHI) Baker Hughes	Page 51
(BK) Bank of New York	Page 51
(BKB) BankBoston	Page 52
(BLL) Ball Corp	Page 52
(BLS) BellSouth	Page 53
(BMCS) BMC Software	Page 54
(BMET) Biomet Inc.	Page 54
(BMG) Battle Mountain Gold	Page 55
(BMS) Bemis	Page 55
(BMY) Bristol-Myers Squibb	Page 56
(BNI) Burlington Northern Santa Fe	Page 56
(BOL) Bausch & Lomb	Page 57
(BR) Burlington Resources	Page 58
(BS) Bethlehem Steel	Page 58
(BSC) Bear Stearns	Page 59
(BSX) Boston Scientific	Page 59
(BT) Bankers Trust	Page 60
(BUD) Anheuser-Busch	Page 60
(BVR) Bard C.R.	Page 61
(C) Citigroup	Page 61
(CA) Computer Associates Int'l.	Page 62
(CAG) ConAgra	Page 63
(CAH) Cardinal Health	Page 63
(CAT) Caterpillar	Page 64
(CATP) Cambridge Technology	Page 65
(CB) Chubb	Page 65
(CBE) Cooper Industries	Page 66

(CBRL) Cracker Barrel	Page 66
(CBS) CBS Corp.	Page 67
(CC) Circuit City	Page 67
(CCE) Coca-Cola Enterprises	Page 67
(CCK) Crown Cork & Seal	Page 68
(CCL) Carnival Corp.	Page 69
(CCR) Countrywide Credit	Page 69
(CCU) Clear Channel Commun.	Page 70
(CD) Cendant Corp.	Page 70
(CEFT) -Concord EFS, Inc.	Page 70
(CEN) Ceridian	Page 71
(CEXP) Corperate Express	Page 72
(CG) Columbia Energy Group	Page 72
(CGP) Coastal Corp.	Page 73
(CHA) Champion Int'l	Page 73
(CHIR) Chiron Corp	Page 73
(CHV) Chevron	Page 74
(CI) CIGNA Corp.	Page 75
(CIN) Cinergy	Page 76
(CINF) Cincinnati Financial Corp.	Page 76
(CL) Colgate-Palmolive	Page 77
(CLX) Clorox	Page 78
(CMA) Comerica	Page 79
(CMB) Chase Manhattan	Page 79
(CMCSK) Comcast	Page 80
(CMVT) Comverse Technology	Page 80
(CNC) Consec	Page 81
(CNG) Consolidated Natural Gas	Page 81
(CNS) Consolidated Stores	Page 82
(CNTO) Centocor	Page 83
(COL) Columbia HCA Healthcare	Page 83
(COMR) Comair Holdings	Page 83
(COMS) 3Com	Page 84
(COP) Capital One Financial Corp.	Page 84
(COST) Costco Cos. Inc.	Page 85
(CPB) Campbell Soup	Page 85
(CPL) Carolina Power & Light	Page 86
(CPQ) Compaq Computer	Page 87
(CPWR) Compuware	Page 87
(CR) Crane	Page 87
(CS) Cabletron Systems	Page 88

(CSCO) Cisco Systems	Page 88
(CSE) Case	Page 89
(CSR) Central & South West	Page 89
(CSX) CSX Corp.	Page 90
(CTAS) Cintas	Page 90
(CTB) Cooper Tire & Rubber	Page 91
(CTX) Centex	Page 92
(CTXS) Citrix	Page 93
(CUM) Cummins Engine	Page 93
(CVS) CVS	Page 93
(CYM) Cyprus Amax Minerals	Page 94
(D) Dominion Resources	Page 94
(DAL) Delta Air Lines	Page 95
(DCN) Dana Corp	Page 96
(DD) DuPont (E.I.) deNemours	Page 96
(DDS) Dillard's	Page 97
(DE) Deere & Co.	Page 97
(DELL) Dell Computer	Page 98
(DG) Dollar General	Page 98
(DGN) Data General	Page 99
(DH) Dayton Hudson	Page 100
(DHR) Danaher	Page 100
(DIS) Walt Disney	Page 101
(DJ) Dow Jones & Co.	Page 102
(DLTR) Dollar Tree Stores	Page 103
(DLX) Deluxe	Page 103
(DNB) Dun & Bradstreet	Page 104
(DNY) Donnelley (RR) & Sons Co.	Page 105
(DOV) Dover	Page 105
(DOW) Dow Chemical Co.	Page 106
(DRI) Darden Restaurants	Page 107
(DTE) DTE Energy	Page 107
(DUK) Duke Energy	Page 107
(EC) Engelhard	Page 108
(ECL) Ecolab Inc	Page 109
(ED) Consolidated Edison	Page 109
(EDS) Electronic Data Systems	Page 110
(EFII) Electronics for Imaging	Page 111
(EFU) Eastern Enterprises	Page 111
(EFX) Equifax, Inc	Page 112
(EGG) EG&G Inc	Page 112

(EIX) Edison Int'l.	Page 113
(EK) Eastman Kodak	Page 114
(EMC) EMC Corp	Page 114
(EMN) Eastman Chemical	Page 115
(EMR) Emerson Electric	Page 115
(ENE) Enron Corp	Page 116
(ERICY) LM Ericsson Telephone	Page 116
(ERTS) Electronic Arts	Page 117
(ETN) Eaton Corp	Page 117
(ETR) Entergy Corp	Page 118
(F) Ford Motor	Page 118
(FAST) Fastenal Company	Page 119
(FCX) Freeport McMoRan	Page 120
(FD) Federated Dept.	Page 120
(FDC) First Data	Page 120
(FDLNB) Food Lion	Page 120
(FDX) FDX Corp	Page 121
(FE) FirstEnergy	Page 121
(FHCC) First Health Group	Page 121
(FISV) Fiserv Inc.	Page 121
(FITB) Fifth Third Bancorp	Page 121
(FJ) Fort James	Page 123
(FLE) Fleetwood Enterprises	Page 123
(FLR) Fluor Corp	Page 123
(FLT) Fleet Financial Group	Page 124
(FMC) FMC Corp	Page 125
(FMY) Meyer (Fred)	Page 125
(FNM) Fannie Mae	Page 126
(FO) Fortune Brands	Page 127
(FON) Sprint Corp	Page 127
(FORE) FORE Systems	Page 127
(FPL) FPL Group	Page 127
(FRE) Freddie Mac	Page 128
(FRO) Frontier Corp	Page 128
(FSR) Firststar Corp	Page 129
(FTL) Fruit of The Loom	Page 130
(FTU) First Union	Page 130
(FWC) Foster Wheeler	Page 131
(G) Gillette	Page 132
(GAP) Great Atlantic & Pacific Tea	Page 133
(GAS) NICOR Inc	Page 133

(GCI) Gannett Co	Page 134
(GD) General Dynamics	Page 135
(GDT) Guidant Corp	Page 135
(GDW) Golden West Financial	Page 135
(GE) General Electric	Page 136
(GENZ) Genzyme General	Page 137
(GIC) General Instrument	Page 137
(GIS) General Mills	Page 137
(GLK) Great Lakes Chemical	Page 138
(GLW) Corning Inc.	Page 138
(GM) General Motors	Page 139
(GP) Georgia-Pacific	Page 139
(GPC) Genuine Parts	Page 140
(GPS) Gap Inc	Page 141
(GPU) GPU, Inc.	Page 141
(GR) Goodrich (B.F.)	Page 142
(GRA) Grace (W.R.)	Page 142
(GT) Goodyear Tire & Rubber	Page 143
(GTE) GTE Corp	Page 144
(GTW) Gateway 2000	Page 145
(GWW) Grainger (W.W.)	Page 145
(H) Harcourt General	Page 145
(HAL) Halliburton	Page 146
(HAS) Hasbro	Page 146
(HBAN) Huntington Bancshares	Page 147
(HBOC) HBO & Co.	Page 148
(HCR) HCR Manor	Page 148
(HD) Home Depot	Page 148
(HET) Harrah's Entertainment	Page 149
(HI) Household Int'l.	Page 150
(HIG) Hartford Financial Serv. Grp	Page 150
(HLT) Hilton Hotels	Page 150
(HM) Homestake Mining Co.	Page 151
(HNZ) Heinz (HJ)	Page 152
(HON) Honeywell	Page 152
(HOU) Houston Industries	Page 153
(HP) Helmerich & Payne	Page 154
(HPC) Hercules	Page 155
(HPH) Harnischfeger Industries	Page 155
(HRB) H&R Block	Page 156
(HRC) HealthSouth	Page 157

(HRS) Harris Corp	Page 157
(HSY) Hershey Foods	Page 157
(HUM) Humana	Page 158
(HWP) Hewlett-Packard	Page 159
(IBM) International Business Mach.	Page 159
(IFF) International Flavors & Frag.	Page 160
(IIN) ITT Industries	Page 160
(IKN) IKON Office Solutions	Page 160
(IMNX) Immunex	Page 161
(INTC) Intel	Page 161
(INTU) Intuit	Page 162
(IP) International Paper	Page 162
(IPG) Interpublic Group of Cos.	Page 163
(IR) Ingersoll-Rand	Page 163
(ITW) Illinois Tool Works	Page 164
(JCI) Johnson Controls	Page 164
(JCOR) Jacor Communications	Page 165
(JCP) J.C. Penney	Page 165
(JNJ) Johnson & Johnson	Page 165
(JOS) Jostens	Page 166
(JP) Jefferson-Pilot Corp.	Page 166
(JPM) J.P. Morgan	Page 167
(K) Kellogg	Page 168
(KBH) Kaufman & Broad	Page 168
(KEY) KeyCorp	Page 168
(KLAC) KLA-Tencor	Page 169
(KM) KMart	Page 170
(KMB) Kimberly-Clark	Page 171
(KMG) Kerr-McGee	Page 172
(KO) Coca Cola	Page 172
(KR) Kroger	Page 173
(KRB) MBNA Corp.	Page 173
(KRI) Knight Ridder	Page 174
(KSS) Kohl's	Page 175
(KWP) King World Productions	Page 175
(LDG) Longs Drugs Stores	Page 175
(LDW) Laidlaw	Page 176
(LEH) Lehman Brothers Holdings	Page 176
(LIZ) Liz Claiborne	Page 177
(LLTC) Linear Technology	Page 177
(LLY) Eli Lilly & Co.	Page 178

(LMT) Lockheed Martin	Page 178
(LNC) Lincoln National	Page 178
(LNCR) Lincare Holdings	Page 179
(LOW) Lowe's Cos.	Page 179
(LPX) Louisiana-Pacific	Page 180
(LSI) LSI Logic	Page 180
(LTD) Limited	Page 181
(LTR) Loews	Page 182
(LU) Lucent Technologies	Page 182
(LUV) Southwest Airlines	Page 182
(LVLT) Level 3 Communications	Page 183
(MAR) Marriott Int'l.	Page 183
(MAS) Masco Corp	Page 183
(MAT) Mattel	Page 184
(MAY) May Dept. Stores	Page 184
(MBI) MBIA Inc.	Page 185
(MCCRK) McCormick & Company	Page 185
(MCD) McDonalds	Page 186
(MCHP) Microchip Technology	Page 187
(MCL) Moore Corp	Page 187
(MCLD) McLeodUSA	Page 188
(MDP) Meredith	Page 188
(MDR) McDermott Int'l.	Page 189
(MDT) Medtronic, Inc	Page 190
(MEA) Mead Corp	Page 190
(MEL) Mellon Bank	Page 191
(MER) Merrill Lynch	Page 192
(MHP) McGraw-Hill	Page 192
(MII) Morton Int'l	Page 193
(MIL) Millipore	Page 193
(MIR) Mirage Resorts	Page 194
(MKG) Mallinckrodt Group	Page 195
(MLHR) Herman Miller	Page 195
(MMC) Marsh & McLennan Cos.	Page 196
(MMM) Minnesota Mining & Mfg.	Page 197
(MO) Phillip Morris	Page 197
(MOB) Mobil	Page 198
(MOLX) Molex	Page 199
(MOT) Motorola	Page 199
(MRK) Merck & Co	Page 200
(MRO) USX-Marathon Group	Page 200

(MSFT) Microsoft	Page 201
(MTC) Monsanto	Page 201
(MTG) MGIC Investment	Page 202
(MTL) Mercantile Bancorp	Page 202
(MU) Micron Technology	Page 203
(MUEI) Micron Electronics	Page 203
(MWD) Morgan Stanley Dean Witter	Page 204
(MXIM) Maxim Integrated Pro.	Page 204
(MYG) Maytag Corp	Page 204
(MZ) Milacron	Page 205
(N) Inco Ltd.	Page 205
(NAV) Navistar Int'l	Page 206
(NC) NACCO Industries	Page 206
(NCC) National City	Page 207
(NCE) New Ce	Page 208
(NEM) Newmont Mining	Page 208
(NETA) Network Associates	Page 209
(NKE) NIKE, Inc	Page 209
(NLC) Nalco Chemical	Page 209
(NMK) Niagara Mohawk Power	Page 210
(NOBE) Nordstrom	Page 211
(NOC) Northrop Grumman	Page 212
(NOVL) Novell	Page 212
(NSC) Norfolk Southern	Page 213
(NSCP) Netscape Communications	Page 213
(NSI) National Service Industries	Page 214
(NSM) National Semiconductor	Page 214
(NSP) Northern States Power	Page 215
(NT) Northern Telecom. Ltd.	Page 216
(NTLI) NTL Inc.	Page 216
(NTRS) Northern Trust	Page 216
(NUE) Nucor Corp.	Page 218
(NWAC) Northwest Airlines	Page 218
(NWL) Newell	Page 218
(NXTL) NEXTEL Communications	Page 219
(NYT) New York Times	Page 219
(OAT) Quaker Oats	Page 219
(OI) Owens Illinois	Page 220
(OKE) ONEOK Inc.	Page 220
(OMC) Omnicom Group	Page 221
(ONE) Bank One	Page 221

(ORCL) Oracle Corp.	Page 222
(ORX) Oryx Energy	Page 222
(OWC) Owens-Corning	Page 223
(OXY) Occidental Petroleum	Page 223
(P) Phillips Petroleum	Page 224
(PAYX) Paychex	Page 225
(PBI) Pitney Bowes	Page 226
(PBY) Pep Boys	Page 226
(PCAR) PACCAR Inc.	Page 227
(PCG) PG&E Corp	Page 228
(PCH) Potlatch	Page 229
(PCS) Sprint Corp. PCS Grp.	Page 229
(PD) Phelps Dodge	Page 229
(PDG) Placer Dome	Page 230
(PE) PECO Energy	Page 230
(PEG) Public Service Enterprise	Page 231
(PEP) PepsiCo Inc	Page 231
(PFE) Pfizer Inc	Page 232
(PG) Procter & Gamble	Page 233
(PGL) Peoples Energy	Page 233
(PGR) Progressive	Page 234
(PH) Parker-Hannifin	Page 234
(PHB) Pioneer Hi-Bred Int'l.	Page 235
(PHM) Pulte Corp.	Page 236
(PHSYB) PacifiCare Health	Page 236
(PKN) Perkin Elmer	Page 237
(PLL) -Pail Corp	Page 238
(PMTC) Parametric Technology	Page 238
(PNC) PNC Bank	Page 238
(PNU) Pharmacia & Upjohn	Page 239
(PPG) PPG Industries	Page 239
(PPL) PP&L Resources	Page 239
(PPW) PacifiCorp	Page 240
(PRD) Polaroid Corp.	Page 240
(PSFT) PeopleSoft	Page 241
(PVN) Provident Financial	Page 241
(PVT) Provident Companies	Page 242
(PX) Praxair, Inc	Page 242
(QCOM) QUALCOM	Page 242
(QNTM) Quantum	Page 242
(QTRN) Quintiles Transnational	Page 243

(QWST) Qwest Communications	Page 243
(R) Ryder System	Page 243
(RAD) Rite Aid Corp.	Page 244
(RAL) Ralston Purina Group	Page 245
(RBD) Rubbermaid	Page 245
(RBK) Reebok Int'l. Ltd.	Page 246
(RD) Royal Dutch Petroleum	Page 247
(RDC) Rowan Cos.	Page 247
(RGBK) Regions Financial	Page 248
(RLM) Reynolds Metals Co.	Page 249
(RML) Russell Corp.	Page 249
(RN) RJR Nabisco Holdings	Page 250
(RNB) Republic New York	Page 250
(ROH) Rohm & Haas	Page 251
(ROK) Rockwell Int'l.	Page 251
(ROST) Ross Stores	Page 252
(RTRSY) Reuters Group	Page 253
(RX) IMS Health	Page 253
(RXSD) Rexall Sundown	Page 253
(RYC) Raychem	Page 254
(S) Sears Roebuck	Page 254
(SAFC) SAFECO	Page 255
(SANM) Sanmina Corp.	Page 255
(SBC) SBC Communications	Page 256
(SBUX) Starbucks	Page 256
(SCH) Charles Schwab	Page 256
(SEE) Sealed Air	Page 257
(SEG) Seagate Technology	Page 257
(SFA) Scientific-Atlanta	Page 258
(SGI) Silicon Graphics	Page 258
(SGP) Schering-Plough	Page 259
(SHW) Sherwin-Williams	Page 260
(SIAL) Sigma-Aldrich	Page 260
(SLB) Schlumberger Limited	Page 261
(SLE) Sara Lee	Page 262
(SLM) SLM Holding Corp.	Page 262
(SLR) Soletron	Page 263
(SMI) Springs Industries	Page 263
(SMS) Shared Medical Systems	Page 264
(SNA) Snap-On Inc.	Page 264
(SNPS) Synopsys	Page 264

(SNT) Sonat, Inc.	Page 265
(SNV) Synovus Financial	Page 265
(SO) Southern	Page 266
(SPC) St. Paul Co.	Page 266
(SPLS) Staples	Page 267
(SPOT) PanAmSat Corp.	Page 267
(SRE) Sempra Energy	Page 267
(SRV) Service Corp Int'l.	Page 267
(SSCC) Smurfit-Stone Container	Page 268
(STEI) Stewart Enterprises	Page 268
(STI) SunTrust Banks	Page 268
(STJ) St. Jude Medical	Page 269
(STT) State Street	Page 269
(SUB) Summit Bancorp	Page 270
(SUN) Sunoco	Page 271
(SUNW) Sun Microsystems	Page 271
(SVU) Supervalu Inc.	Page 271
(SWK) Stanley Works	Page 272
(SWY) Safeway Inc	Page 273
(YYY) Sysco Corp	Page 273
(T) AT&T Corp	Page 273
(TA) Transamerica	Page 274
(TAN) Tandy	Page 275
(TCOMA) Tele-Communications	Page 275
(TECD) Tech Data	Page 276
(TEK) Tektronix	Page 276
(TEN) Tenneco	Page 277
(THC) Tenet Healthcare	Page 278
(TIN) Temple-Inland	Page 278
(TJX) TJX Comp	Page 279
(TKR) Timken	Page 279
(TLAB) Teliabs	Page 279
(TMC) Times Mirror	Page 280
(TMK) Torchmark	Page 281
(TMO) Thermo Electron	Page 281
(TNB) Thomas & Betts	Page 282
(TOY) Toys R Us	Page 283
(TRB) Tribune Co	Page 283
(TRW) TRW Inc	Page 284
(TUP) Tupperware	Page 285
(TWX) Time Warner	Page 285



(TX) Texaco	Page 286
(TXN) Texas Instruments	Page 287
(TXT) Textron	Page 287
(TXU) Texas Utilities	Page 288
(TYC) Tyco Int'l. Ltd.	Page 288
(U) US Airways Group	Page 289
(UCC) Union Camp	Page 290
(UCL) Unocal Corp.	Page 290
(UCM) Unicom Corp.	Page 291
(UIS) Unisys Corp	Page 292
(UK) Union Carbide	Page 292
(UMG) MediaOne Group	Page 293
(UN) Unilever N.V	Page 293
(UNH) United Healthcare	Page 294
(UNM) UNUM Corp	Page 294
(UNP) Union Pacific	Page 295
(UPC) Union Planters Nat'l Bank	Page 295
(UPR) Union Pacific	Page 296
(USAI) USA Network	Page 296
(USB) US Bancorp	Page 296
(UST) UST Inc.	Page 296
(USW) US West Inc.	Page 297
(UTX) United Technologies	Page 298
(VFC) VF Corp	Page 299
(VIA) Viacom Inc	Page 299
(VO) Seagram Co. Ltd.	Page 300
(VRTS) VERITAS Software	Page 301
(VTSS) Vitesse Semiconductor	Page 301
(W) Westvaco Corp.	Page 301
(WAG) Walgreen	Page 302
(WB) Wachovia Corp.	Page 302
(WCOM) MCI WorldCom Inc.	Page 303
(WEN) Wendy's Int'l.	Page 304
(WFC) Wells Fargo	Page 304
(WHR) Whirlpool	Page 305
(WIN) Winn-Dixie Stores	Page 305
(WLA) Warner Lambert Co.	Page 305
(WLL) Willamette Industries	Page 306
(WMB) Williams	Page 306
(WMI) Waste Management Inc.	Page 307
(WMT) WalMart Stores	Page 307

(WTHG) Worthington Industries	Page 307
(WWY) Wrigley, William Jr.	Page 308
(WY) Weyerhaeuser	Page 309
(X) USX-U.S. Steel Group	Page 309
(XON) Exxon	Page 310
(XRX) Xerox Corp	Page 310
(YHOO) Yahoo!	Page 311
(YUM) Tricon Global Restaurants	Page 311
(C) Corn Futures	Page 311
(CC) Cocoa Futures	Page 312
(CT) Cotton Futures	Page 312
(FC) Feeder Cattle Futures	Page 313
(GC) Gold Futures	Page 313
(HG) Copper Futures	Page 314
(HO) Heating Oil Futures	Page 314
(KO) Coffee Futures	Page 315
(LB) Lumber Futures	Page 315
(LH) Live Hogs Futures	Page 316
(NA) Natural Gas Futures	Page 317
(OJ) Orange Juice Futures	Page 317
(PB) Pork Bellies Futures	Page 318
(PL) Pladium Futures	Page 318
(S) Soybeans Futures	Page 319
(SI) Silver Futures	Page 319
(TR) 30 Year Treasury Bond Futures	Page 320
(W) Wheat Futures	Page 320

How do We Identify Planetary Aspects in the Future?	Page 321
-----------------------------------------------------	----------

## CHAPTER 1

### What is the purpose of this Encyclopedia?

In my line of work, I have the unique opportunity to deal with both advanced financial astrologers and beginners. Over the years I have found there is one question everyone asks. Simply put the question is, "Which planets and which aspects work in different markets?" The answer to this ultimate question can take thousands of hours of research in financial astrology. Answering this question can take thousands of hours of research. If we consider only the major geocentric and heliocentric combinations, there are over 400 planet / aspect combinations. Which of the 400 are we supposed to use in which markets? This encyclopedia answers that question.

### Which Coordinate Systems Will be Used in this Encyclopedia?

Astrology has developed two different coordinate systems for locating the planets. The Geocentric coordinate system lists a planet's longitude as viewed from the Earth. With the Geocentric coordinate system there is no listing for the Earth because it is the viewing location. The Heliocentric coordinate system lists the planet's longitude as viewed from the Sun. With the Heliocentric coordinate system there is no listing for the Sun because it is the viewer's location and there is no listing for the Moon because it is a satellite of the Earth. Both of these coordinate systems will be used in this encyclopedia. The Geocentric coordinate system will be identified with the letter G and the Heliocentric coordinate system will be identified with the letter H.

### Which Planets Will be Used in this Encyclopedia?

There are eleven planets in our solar system counting the Sun and Moon as planets. These are; Sun, Mercury, Venus, Earth, Moon, Mars, Jupiter, Saturn, Uranus, Neptune and Pluto. We will use all of these planets in this encyclopedia. Each planet will be identified with the first two letters of its name. For example the Sun will be abbreviated as Su, Jupiter as Ju, Pluto as Pl and the Moon as Mo. On the next page is a table showing the orbit times of each planet.

Planet	Book Abbreviation	Helio Orbit in days	Helio Orbit in weeks	Helio Orbit in years	Geo Orbit in days	Geo Orbit in weeks	Geo Orbit in years
Sun	Su	---	---	---	365.250	52.179	1.000
Moon	Mo	---	---	---	29.53	4.22	0.0808
Mercury	Me	87.97	12.57	0.24	365*	52*	1*
Venus	Ve	224.71	32.10	0.62	365*	52*	1*
Earth	Ea	365.25	52.18	1.00	---	---	---
Mars	Ma	687.00	98.14	1.88	687*	98*	1.88*
Jupiter	Ju	4332.68	618.95	11.86	4333*	619*	11.86*
Saturn	Sa	10759.43	1537.06	29.46	10759*	1537*	29.45*
Uranus	Ur	30686.58	4383.80	84.02	30686*	4383*	84.01*
Neptune	Ne	60188.92	8598.42	164.79	60189*	8598*	164.78*
Pluto	Pl	90471.26	12924.47	247.70	90471*	12924*	247.69*

\* Exact geocentric orbit time vary due to retrograde motion.

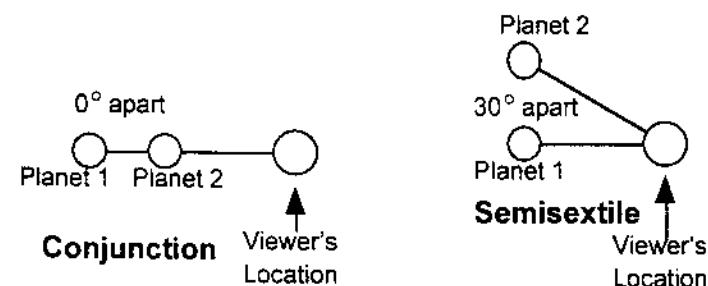
### What is a Planetary Aspect & Which Aspects Will We Use?

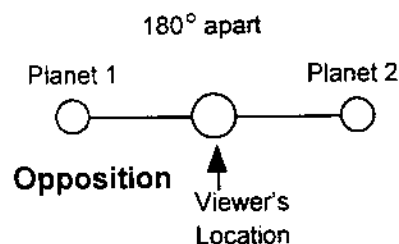
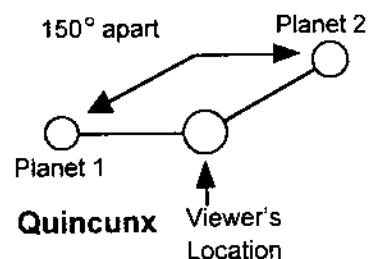
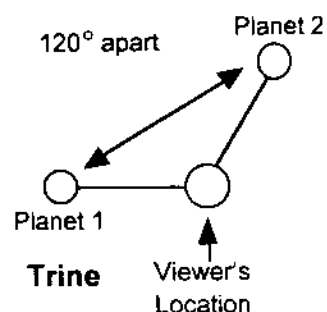
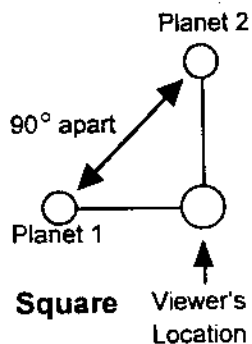
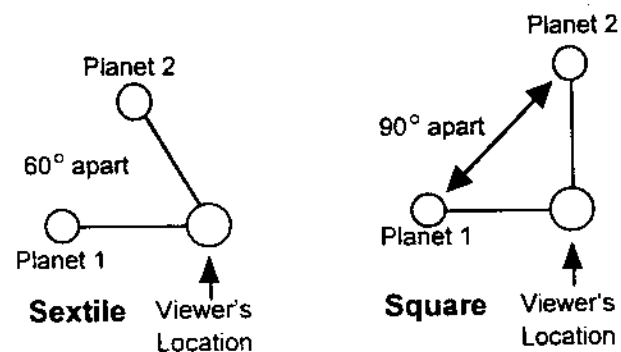
The planets in our solar system move east to west around the sun in an elliptical orbit which consists of 360 degrees of longitude. A planetary aspect occurs when two planets are separated by a preset amount of angular separation. For example, when two planets are 60 degrees apart the planets form a Sextile aspect. The major aspects occur when two planets are 0, 90, 120 and 180 degrees apart. The minor aspects occur when two planets are 30, 60 and 150 degrees apart. Aspects will be abbreviated with the number of degrees which separate the two planets. For example conjunction will be 0, Square will be 90 and so on. The table just below describes all seven aspects used in this encyclopedia.

Aspect	Book Abbreviation	Angular Separation
Conjunction	0	0 degrees
Semisextile	30	30 degrees
Sextile	60	60 degrees
Square	90	90 degrees
Trine	120	120 degrees
Quincunx	150	150 degrees
Opposition	180	180 degrees

### Aspect Diagrams

Next are seven aspect diagrams. Each diagram explains one of the seven aspects used in this book. The aspect diagrams are the same for both geocentric and heliocentric.

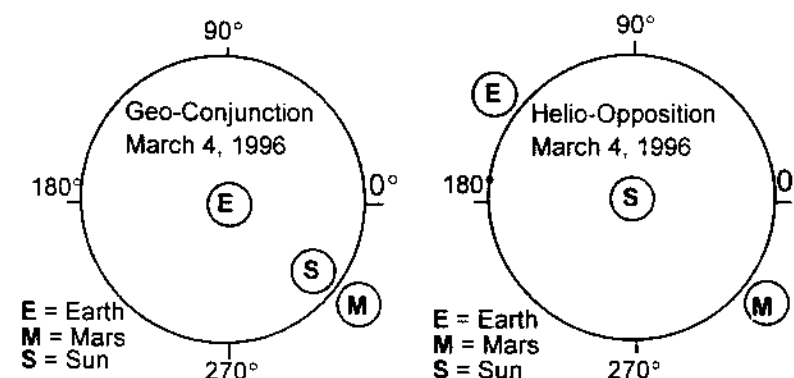




The geocentric and heliocentric coordinate systems are two different ways of looking at the same solar system. For this reason some of the geocentric and heliocentric aspects are actually the same planetary alignments. The two diagrams at the bottom of this page show an example of this. Both charts show the locations of the Sun, Earth and Mars on March 4, 1996. The diagram on the left shows the geocentric view and the diagram on the right shows the heliocentric view. Notice that these two charts show that a geocentric conjunction between the Sun and Mars occurred at the same time as a heliocentric opposition between Earth and Mars. This is one of the most important connections between the geocentric and heliocentric coordinate systems.

1.) When the Sun is forming a conjunction with a planet in the geocentric view, the Earth will be forming an Opposition with that same planet in the heliocentric view. The opposite is also true.

2.) When the Sun is forming an opposition with a planet in the geocentric view, the Earth will be forming a conjunction with that same planet in the heliocentric view.



Below is a list which summarizes the geocentric and heliocentric aspects which represent the same planetary alignment. We will not use both sets of these aspects because they are in fact the same aspect. In this book we will use only the heliocentric version of these aspects.

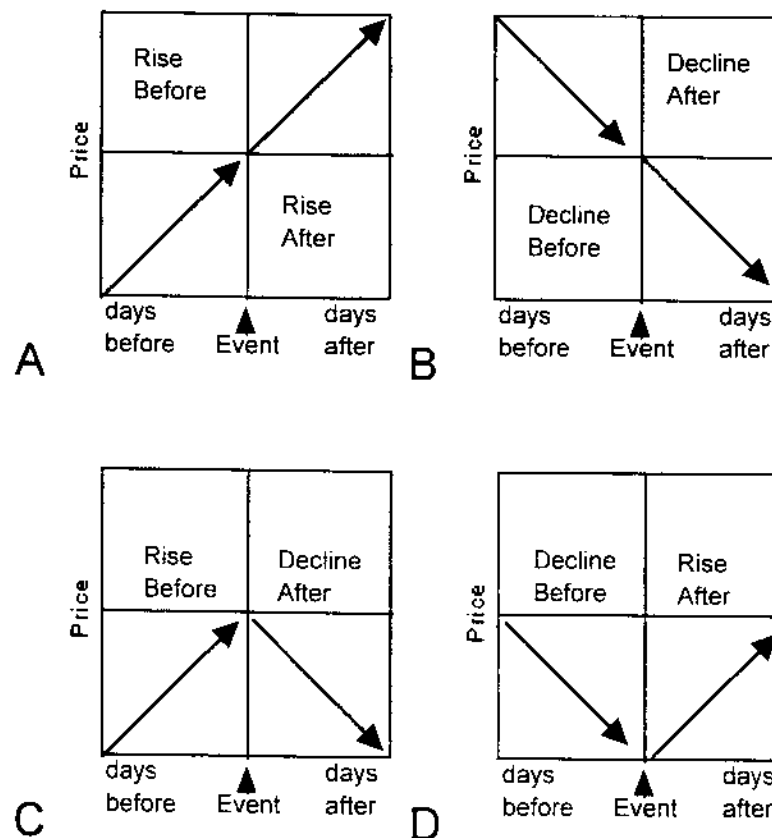
G-Sun Conjunct Mercury = H-Earth Opposition Mercury  
 G-Sun Conjunct Venus = H-Earth Opposition Venus  
 G-Sun Conjunct Mars = H-Earth Opposition Mars  
 G-Sun Opposition Mars = H-Earth Conjunct Mars  
 G-Sun Conjunct Jupiter = H-Earth Opposition Jupiter  
 G-Sun Opposition Jupiter = H-Earth Conjunct Jupiter  
 G-Sun Conjunct Saturn = H-Earth Opposition Saturn  
 G-Sun Opposition Saturn = H-Earth Conjunct Saturn  
 G-Sun Conjunct Uranus = H-Earth Opposition Uranus  
 G-Sun Opposition Uranus = H-Earth Conjunct Uranus  
 G-Sun Conjunct Neptune = H-Earth Opposition Neptune  
 G-Sun Opposition Neptune = H-Earth Conjunct Neptune  
 G-Sun Conjunct Pluto = H-Earth Opposition Pluto  
 G-Sun Opposition Pluto = H-Earth Conjunct Pluto

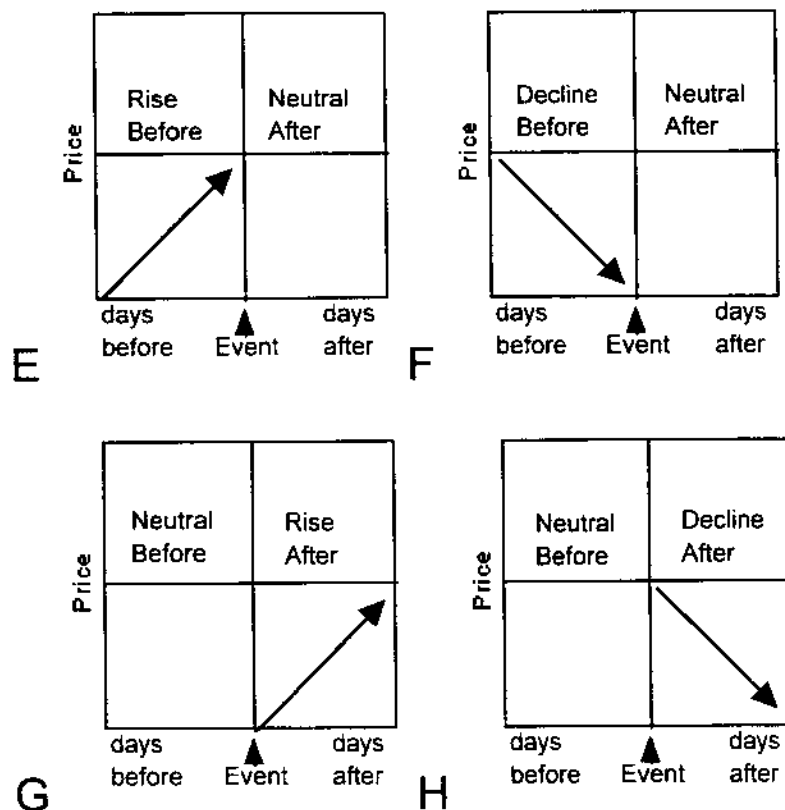
#### How do We Correlate Aspects to the Market?

If we were to take a standard price bar chart and place a dot on a bar when a planetary aspect occurs, we can easily see what happens just before and after the aspect. The price action before and after the aspect is the focus of this study. We want to know if a planetary aspect has a correlation with the price falling or rising just before or just after the aspect. This means there are eight ways in which an aspect can correlate to a market. These eight possibilities are shown in diagrams A to H and are the aspect-to-market correlations which we present in this book.

#### AN ASPECT CAN CORRELATE TO:

- A.) A market rise before and after the aspect.
- B.) A market decline before and after the aspect.
- C.) A market rise before and a decline after the aspect.
- D.) A market decline before and a rise after the aspect.
- E.) A market rise before and no correlation after the aspect.
- F.) A market decline before and no correlation after the aspect.
- G.) No correlation before and a market rise after the aspect.
- H.) No correlation before and a market decline after the aspect.





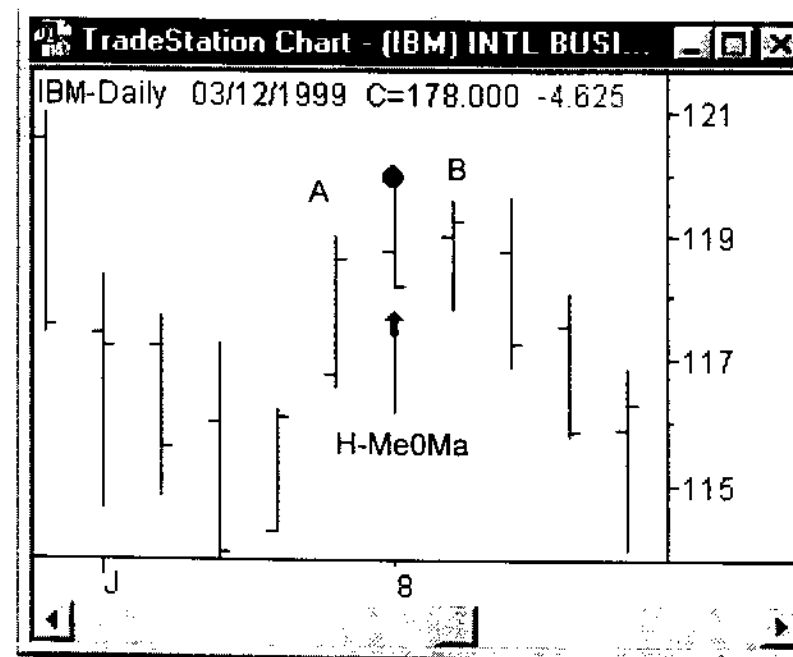
#### What Time Periods Before and After an Aspect Will We Study?

When we are looking for aspect-to-market correlations as seen in diagrams A to H, we must decide how many bars before and after the aspect we want to study for the correlation. In this book we will use three different time frames. The three time periods are 1 bar, 3 bars and 10 bars. Notice that we are using bars on a daily chart not days. So we use 10 bars not 10 days. In this encyclopedia we are looking for aspects which correlate to the same price action each time the aspect occurs.

#### The One Bar Aspect-to-Market Comparison

The chart just below explains how we make the one bar aspect comparison. The bar labeled "A" is one bar before the aspect and the bar "B" is one bar after the aspect. The aspect is marked with a dot on the bar high and the text label "H-Me0Ma" which means Heliocentric Mercury Zero Degrees Mars. In this encyclopedia we are comparing the closing price one bar before the aspect to the closing price of the aspect bar. Next we compare the closing price of the aspect bar to the bar after the aspect. Aspects which occur over the weekend are calculated as if they occurred on Monday.

For an aspect to correlate to the one bar movement of a stock there must be at least 20 aspects and at least 67% of the aspects must have correlated with the same price relationship between the closing prices.

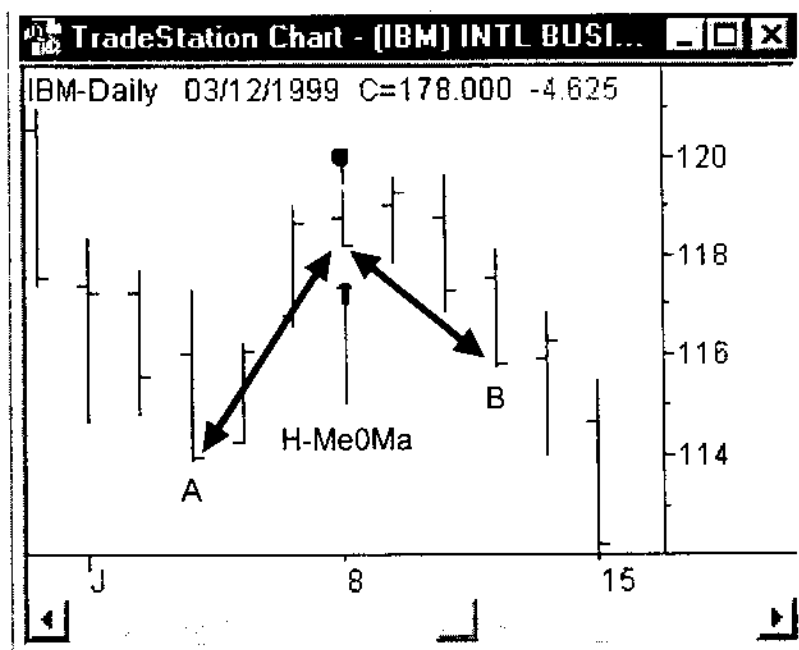


Created with Omega Research ProSuite 2000i (c) 1999

### The Three Bar Aspect-to-Market Comparison

The chart immediately below explains how we make the three bar aspect comparison. The bar labeled "A" is three bars before the aspect and the bar "B" is three bars after the aspect. The aspect is marked with a dot on the bar high and the text label "H-Me0Ma" which means Heliocentric Mercury Zero Degrees Mars. In this encyclopedia we are comparing the closing price three bars before the aspect to the closing price of the aspect bar. Next we compare the closing price of the aspect bar to the closing price three bars after the aspect. Aspects which occur over the weekend are calculated as if they occurred on Monday.

For an aspect to correlate to the three bar movement of a stock there must be at least 20 aspects and at least 68% of the aspects must have correlated with the same price relationship between the closing prices.

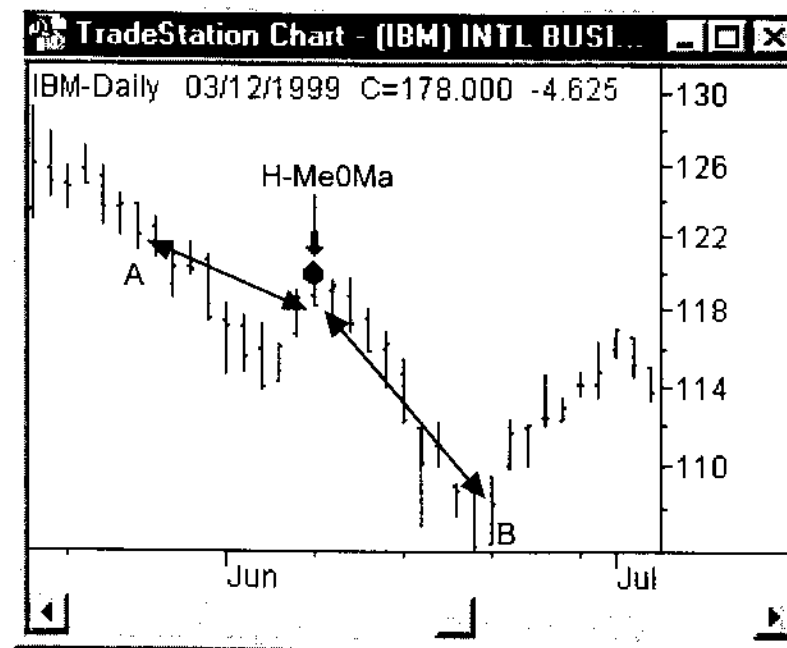


Created with Omega Research ProSuite 2000i (c) 1999

### The Ten Bar Aspect-to-Market Comparison

The chart just below explains how we make the ten bar aspect comparison. The bar labeled "A" is ten bars before the aspect and the bar "B" is ten bars after the aspect. The aspect is marked with a dot on the bar high and the text label "H-Me0Ma" which means Heliocentric Mercury Zero Degrees Mars. In this encyclopedia we are comparing the closing price ten bars before the aspect to the closing price of the aspect bar. Next we compare the closing price of the aspect bar to the closing price ten bars after the aspect. Aspects which occur over the weekend are calculated as if they occurred on Monday.

For an aspect to correlate to the ten bar movement of a stock there must be at least 20 aspects and at least 80% of the aspects must have correlated with the same price relationship between the closing prices.



Created with Omega Research ProSuite 2000i (c) 1999

How do We Read The Aspect-to-Market Correlation Listings?

Every aspect listing in this encyclopedia is placed into one of four categories. The aspects in each category are presented together. The first category is aspects which correlate to a market RISE BEFORE the aspect. The second category is aspects which correlate to a market FALL BEFORE the aspect. The third category is aspects which correlate to a market RISE AFTER the aspect. The fourth category is aspects which correlate to a market FALL AFTER the aspect.

Each listing in a table consists of the following: 1) percent of correlation, 2) average price move, 3) direction of the move, 4) number of day in the study, 5) whether the correlation is before or after the aspect, 6) the aspect abbreviation, 7) the number of aspects used in the study.

The first line in the table below reads, 68.42 percent of the time there is an average 2.48 price rise 1 day before the aspect Moon conjunction Venus. 38 aspects used in the study.

The second line reads, 74.19 percent of the time there is an average -.27 price fall 3 days before the aspect geocentric Mars Semisextile Saturn. 31 aspects used in the study.

The third line in the table below reads, 78.57 percent of the time there is an average .28 price rise 1 day after the aspect geocentric Mercury Conjunction Mars. 42 aspects used in the study.

The fourth line reads, 71.43 percent of the time there is an average -.74 price fall 1 day after the aspect Heliocentric Mars Square Uranus. 28 aspects used in the study.

(XYZ) Example Inc. start Jan-1-1968

68.42% \_ 2.48 \_ RISE \_ 1 days \_ BEFORE \_ G-Mo0Ve \_ 38  
 74.19% \_ -.27 \_ FALL \_ 3 days \_ BEFORE \_ G-Ma30Sa \_ 31  
 78.57% \_ 0.28 \_ RISE \_ 1 days \_ AFTER \_ G-Me0Ma \_ 42  
 71.43% \_ -.74 \_ FALL \_ 1 days \_ AFTER \_ H-Ma90Ur \_ 28

Notice the heading on the listing of planetary aspects. The heading on each listing starts with the stock ticker symbol in parentheses. In this case the symbol is (XYZ). Next is the company name and finally the starting date of the stock prices used in the study. It is important to note that the starting dates of the stock price applies only to aspects which do not involve the Moon. The starting date for all aspects which use the Moon is Jan-1-1996.

SUMMARY

- 1.) Both geocentric and heliocentric coordinate system are used.
- 2.) All the planets are used.
- 3.) The aspects used are, 0, 30, 60, 90, 120, 150 and 180.
- 4.) For an aspect to qualify for inclusion in this encyclopedia there must be at least 20 occurrences of the aspects.
- 5.) When studying an aspect's correlation to a single day price movement, the aspect must have a correlation of 67% or greater to be included.
- 6.) When studying an aspect's correlation to a three day price movement, the aspect must have a correlation of 68% or greater to be included.
- 7.) When studying an aspect's correlation to a ten day price movement, the aspect must have a correlation of 80% or greater to be included.
- 8.) Aspects which occur over the weekend are calculated as if they occurred on Monday.
- 9.) When a geocentric and heliocentric aspect represent the same planetary alignment only the heliocentric aspect will be used.

The remainder of this book is the aspect-to-market correlation lists.



(AA) Aluminum Co. of America, start Jan-3-1968

68.75% \_ 0.35 \_ RISE \_ 1 days \_ BEFORE \_ G-Ma60Ur \_ 32  
 68.97% \_ -0.23 \_ FALL \_ 1 days \_ BEFORE \_ G-Ma60Ne \_ 29  
 67.57% \_ -0.29 \_ FALL \_ 1 days \_ BEFORE \_ H-Ve150Ea \_ 37  
 70.91% \_ -0.27 \_ FALL \_ 1 days \_ BEFORE \_ H-Ea30Ur \_ 55  
 70.18% \_ -0.38 \_ FALL \_ 1 days \_ BEFORE \_ H-Ea120Ne \_ 57  
 67.74% \_ -0.54 \_ FALL \_ 1 days \_ BEFORE \_ H-Ma90Ur \_ 31  
 68.75% \_ -0.60 \_ FALL \_ 3 days \_ BEFORE \_ G-Me0Ma \_ 48  
 73.33% \_ -1.11 \_ FALL \_ 3 days \_ BEFORE \_ G-Ve0Ma \_ 30  
 70.59% \_ -0.58 \_ FALL \_ 3 days \_ BEFORE \_ G-Ma150Ur \_ 34  
 69.35% \_ 0.47 \_ RISE \_ 3 days \_ AFTER \_ G-Ve30PI \_ 62  
 68.97% \_ 0.48 \_ RISE \_ 3 days \_ AFTER \_ G-Su30Ma \_ 29  
 70.00% \_ 0.48 \_ RISE \_ 3 days \_ AFTER \_ G-Su150PI \_ 60  
 69.49% \_ 0.60 \_ RISE \_ 3 days \_ AFTER \_ H-Ea30PI \_ 59  
 67.24% \_ -0.29 \_ FALL \_ 1 days \_ AFTER \_ G-Su150Ne \_ 58  
 68.97% \_ -0.23 \_ FALL \_ 1 days \_ AFTER \_ G-Ma90Ur \_ 29  
 70.27% \_ -0.31 \_ FALL \_ 1 days \_ AFTER \_ G-Ma150Ne \_ 37  
 68.97% \_ -0.41 \_ FALL \_ 1 days \_ AFTER \_ H-Ve0Ma \_ 29  
 68.75% \_ -0.72 \_ FALL \_ 3 days \_ AFTER \_ G-Ma60Ur \_ 32  
 75.00% \_ -0.72 \_ FALL \_ 3 days \_ AFTER \_ H-Ea0Ju \_ 28

(AAPL) Apple Computer, start Dec-12-1980

67.74% \_ 0.53 \_ RISE \_ 1 days \_ BEFORE \_ G-Su30Sa \_ 31  
 71.88% \_ 0.57 \_ RISE \_ 1 days \_ BEFORE \_ G-Su120Ne \_ 32  
 69.44% \_ 0.97 \_ RISE \_ 3 days \_ BEFORE \_ H-Ea60Ne \_ 36  
 80.00% \_ 2.08 \_ RISE \_ 10 days \_ BEFORE \_ G-Me0Sa \_ 25  
 67.50% \_ -0.66 \_ FALL \_ 1 days \_ BEFORE \_ G-Me150Ur \_ 40  
 69.70% \_ -0.58 \_ FALL \_ 1 days \_ BEFORE \_ G-Ve150Ur \_ 33  
 67.65% \_ -0.50 \_ FALL \_ 1 days \_ BEFORE \_ G-Su90Sa \_ 34  
 68.75% \_ -0.72 \_ FALL \_ 1 days \_ BEFORE \_ H-Ve120Ma \_ 32  
 69.44% \_ -0.69 \_ FALL \_ 1 days \_ BEFORE \_ H-Ea30PI \_ 36  
 68.42% \_ -1.05 \_ FALL \_ 3 days \_ BEFORE \_ G-Me150Ne \_ 38  
 71.88% \_ -1.04 \_ FALL \_ 3 days \_ BEFORE \_ G-Su90Ju \_ 32  
 69.44% \_ -0.87 \_ FALL \_ 3 days \_ BEFORE \_ G-Su150PI \_ 36  
 72.22% \_ -1.14 \_ FALL \_ 3 days \_ BEFORE \_ H-Ea30PI \_ 36  
 75.00% \_ 0.50 \_ RISE \_ 1 days \_ AFTER \_ G-Me30Sa \_ 40  
 73.33% \_ 0.66 \_ RISE \_ 1 days \_ AFTER \_ G-Ve90Ne \_ 30  
 67.57% \_ 0.64 \_ RISE \_ 1 days \_ AFTER \_ G-Ve90PI \_ 37  
 68.97% \_ 1.10 \_ RISE \_ 1 days \_ AFTER \_ H-Ea120Ur \_ 29  
 68.75% \_ 0.66 \_ RISE \_ 1 days \_ AFTER \_ H-Ea90PI \_ 32  
 69.44% \_ 1.25 \_ RISE \_ 3 days \_ AFTER \_ G-Ve150Ne \_ 36  
 70.59% \_ 1.17 \_ RISE \_ 3 days \_ AFTER \_ G-Ve150PI \_ 34  
 70.59% \_ -0.59 \_ FALL \_ 1 days \_ AFTER \_ G-Me150Sa \_ 34

67.65% \_ -0.69 \_ FALL \_ 1 days \_ AFTER \_ G-Ve60PI \_ 34  
 67.65% \_ -0.67 \_ FALL \_ 1 days \_ AFTER \_ G-Su150Ur \_ 34  
 68.97% \_ -0.86 \_ FALL \_ 1 days \_ AFTER \_ H-Ea150Sa \_ 29  
 68.57% \_ -0.98 \_ FALL \_ 3 days \_ AFTER \_ G-Ve150Sa \_ 35  
 69.44% \_ -1.31 \_ FALL \_ 3 days \_ AFTER \_ G-Ve120Ur \_ 36  
 70.00% \_ -1.18 \_ FALL \_ 3 days \_ AFTER \_ G-Su30Ju \_ 30

(ABS) Albertson's start Feb-11-1970

74.07% \_ 0.18 \_ RISE \_ 3 days \_ BEFORE \_ H-Ea90Ma \_ 27  
 73.58% \_ 0.12 \_ RISE \_ 3 days \_ BEFORE \_ H-Ea60PI \_ 53  
 82.76% \_ 0.53 \_ RISE \_ 10 days \_ BEFORE \_ G-Ma30Ne \_ 29  
 76.47% \_ -0.15 \_ FALL \_ 1 days \_ BEFORE \_ G-Ve60Ma \_ 34  
 68.09% \_ -0.10 \_ FALL \_ 1 days \_ BEFORE \_ G-Su150Ur \_ 47  
 67.74% \_ -0.27 \_ FALL \_ 1 days \_ BEFORE \_ G-Ma120PI \_ 31  
 68.97% \_ -0.33 \_ FALL \_ 1 days \_ BEFORE \_ H-Ve120Ea \_ 29  
 68.75% \_ 0.17 \_ RISE \_ 1 days \_ AFTER \_ G-Me120Ma \_ 32  
 78.57% \_ 0.10 \_ RISE \_ 1 days \_ AFTER \_ G-Ve0Ju \_ 28  
 67.24% \_ 0.16 \_ RISE \_ 1 days \_ AFTER \_ G-Ve30Ur \_ 58  
 76.67% \_ 0.18 \_ RISE \_ 1 days \_ AFTER \_ H-Ve30Ea \_ 30  
 68.97% \_ 0.10 \_ RISE \_ 1 days \_ AFTER \_ H-Ve120Ea \_ 29  
 69.74% \_ 0.17 \_ RISE \_ 1 days \_ AFTER \_ H-Ve90Ur \_ 76  
 67.35% \_ 0.14 \_ RISE \_ 1 days \_ AFTER \_ H-Ea120Ur \_ 49  
 71.88% \_ 0.16 \_ RISE \_ 3 days \_ AFTER \_ H-Ve60Ea \_ 32  
 71.19% \_ 0.32 \_ RISE \_ 3 days \_ AFTER \_ H-Ve30Ma \_ 59  
 74.07% \_ 0.28 \_ RISE \_ 3 days \_ AFTER \_ H-Ma150Ne \_ 27  
 80.65% \_ 0.79 \_ RISE \_ 10 days \_ AFTER \_ G-Ma30Ur \_ 31  
 68.42% \_ -0.48 \_ FALL \_ 1 days \_ AFTER \_ G-Mo180Ne \_ 38  
 76.09% \_ -0.11 \_ FALL \_ 1 days \_ AFTER \_ G-Su60Sa \_ 46  
 68.52% \_ -0.20 \_ FALL \_ 3 days \_ AFTER \_ G-Su60Sa \_ 54

(ABT) Abbott Labs start Jan-3-1968

80.65% \_ 0.09 \_ RISE \_ 1 days \_ BEFORE \_ G-Ve180Ur \_ 31  
 68.97% \_ 0.07 \_ RISE \_ 1 days \_ BEFORE \_ H-Ea180Ur \_ 29  
 67.24% \_ 0.09 \_ RISE \_ 1 days \_ BEFORE \_ H-Ea60PI \_ 58  
 69.01% \_ 0.15 \_ RISE \_ 3 days \_ BEFORE \_ G-Me150Ne \_ 71  
 69.70% \_ 0.16 \_ RISE \_ 3 days \_ BEFORE \_ G-Ma90Ne \_ 33  
 70.18% \_ 0.13 \_ RISE \_ 3 days \_ BEFORE \_ H-Ea120Ju \_ 57  
 68.97% \_ 0.11 \_ RISE \_ 3 days \_ BEFORE \_ H-Ea180Ur \_ 29  
 68.25% \_ -0.10 \_ FALL \_ 1 days \_ BEFORE \_ G-Me90Ju \_ 63  
 75.86% \_ -0.17 \_ FALL \_ 1 days \_ BEFORE \_ H-Ea150Ma \_ 29  
 74.19% \_ -0.06 \_ FALL \_ 1 days \_ BEFORE \_ H-Ma90Ur \_ 31  
 69.44% \_ 0.45 \_ RISE \_ 1 days \_ AFTER \_ G-Mo180Su \_ 36  
 71.43% \_ 0.48 \_ RISE \_ 1 days \_ AFTER \_ G-Mo60Sa \_ 77

73.17% \_ 0.50 \_ RISE \_ 1 days \_ AFTER \_ G-Mo180Pl \_ 41  
 69.70% \_ 0.12 \_ RISE \_ 1 days \_ AFTER \_ G-Me180Ur \_ 33  
 70.00% \_ 0.12 \_ RISE \_ 1 days \_ AFTER \_ G-Me180Ne \_ 30  
 67.65% \_ 0.17 \_ RISE \_ 1 days \_ AFTER \_ G-Ve60Ma \_ 34  
 70.59% \_ 0.06 \_ RISE \_ 1 days \_ AFTER \_ G-Ve120Ma \_ 34  
 67.74% \_ 0.12 \_ RISE \_ 1 days \_ AFTER \_ H-Ma150Ur \_ 31  
 68.75% \_ 0.14 \_ RISE \_ 1 days \_ AFTER \_ H-Ma90Pl \_ 32  
 72.22% \_ 0.20 \_ RISE \_ 3 days \_ AFTER \_ G-Me180Sa \_ 36  
 76.92% \_ 0.14 \_ RISE \_ 3 days \_ AFTER \_ G-Ve120Ma \_ 39  
 73.68% \_ 0.18 \_ RISE \_ 3 days \_ AFTER \_ G-Ve90Sa \_ 57  
 68.97% \_ 0.11 \_ RISE \_ 3 days \_ AFTER \_ G-Ma30Ju \_ 29  
 70.00% \_ 0.26 \_ RISE \_ 3 days \_ AFTER \_ G-Ma120Pl \_ 30  
 84.00% \_ 0.12 \_ RISE \_ 3 days \_ AFTER \_ H-Ea120Ma \_ 25  
 81.48% \_ 0.29 \_ RISE \_ 10 days \_ AFTER \_ H-Ma30Ju \_ 27  
 72.41% \_ -0.08 \_ FALL \_ 1 days \_ AFTER \_ G-Ve0Pl \_ 29  
 73.53% \_ -0.15 \_ FALL \_ 1 days \_ AFTER \_ G-Ma120Ne \_ 34  
 69.70% \_ -0.12 \_ FALL \_ 1 days \_ AFTER \_ G-Ma150Pl \_ 33  
 72.41% \_ -0.13 \_ FALL \_ 1 days \_ AFTER \_ H-Ma150Ne \_ 29  
 70.00% \_ -0.13 \_ FALL \_ 3 days \_ AFTER \_ G-Me0Pl \_ 40

(ABX) Barrick Gold start Feb-5-1985

67.57% \_ 0.33 \_ RISE \_ 1 days \_ BEFORE \_ G-Me30Ju \_ 37  
 70.97% \_ 0.30 \_ RISE \_ 1 days \_ BEFORE \_ G-Me150Ju \_ 31  
 71.43% \_ 0.39 \_ RISE \_ 1 days \_ BEFORE \_ G-Me30Ne \_ 35  
 69.70% \_ 0.31 \_ RISE \_ 1 days \_ BEFORE \_ G-Me60Ne \_ 33  
 69.44% \_ 0.38 \_ RISE \_ 3 days \_ BEFORE \_ G-Me30Ur \_ 36  
 75.00% \_ 0.48 \_ RISE \_ 3 days \_ BEFORE \_ G-Me150Ne \_ 28  
 73.17% \_ 0.36 \_ RISE \_ 3 days \_ BEFORE \_ H-Ve90Ju \_ 41  
 72.22% \_ -0.52 \_ FALL \_ 1 days \_ BEFORE \_ G-Mo0Me \_ 36  
 67.16% \_ -0.46 \_ FALL \_ 1 days \_ BEFORE \_ G-Mo60Ve \_ 67  
 68.42% \_ -0.45 \_ FALL \_ 1 days \_ BEFORE \_ G-Mo0Su \_ 38  
 74.07% \_ 0.21 \_ RISE \_ 1 days \_ AFTER \_ G-Me60Sa \_ 27  
 75.00% \_ 0.52 \_ RISE \_ 3 days \_ AFTER \_ G-Me90Sa \_ 28  
 68.75% \_ 0.32 \_ RISE \_ 3 days \_ AFTER \_ G-Me150Pl \_ 32  
 69.23% \_ 0.50 \_ RISE \_ 3 days \_ AFTER \_ H-Ve120Ne \_ 39  
 67.16% \_ -0.37 \_ FALL \_ 1 days \_ AFTER \_ G-Mo60Ve \_ 67  
 67.61% \_ -0.48 \_ FALL \_ 1 days \_ AFTER \_ G-Mo90Ve \_ 71  
 68.57% \_ -0.45 \_ FALL \_ 1 days \_ AFTER \_ G-Mo0Ma \_ 35  
 72.22% \_ -0.28 \_ FALL \_ 1 days \_ AFTER \_ G-Me60Ju \_ 36  
 68.97% \_ -0.35 \_ FALL \_ 3 days \_ AFTER \_ G-Me150Ju \_ 29  
 68.97% \_ -0.43 \_ FALL \_ 3 days \_ AFTER \_ G-Me120Ur \_ 29

(ACCOB) Adolph Coors start June-13-1975

67.44% \_ 0.43 \_ RISE \_ 1 days \_ BEFORE \_ G-Me30Sa \_ 43  
 69.44% \_ -0.38 \_ FALL \_ 1 days \_ BEFORE \_ G-Su150Ju \_ 36  
 70.59% \_ -0.42 \_ FALL \_ 1 days \_ BEFORE \_ G-Su60Ur \_ 34  
 69.23% \_ -0.57 \_ FALL \_ 1 days \_ BEFORE \_ G-Su90Ne \_ 39  
 67.74% \_ -0.42 \_ FALL \_ 1 days \_ BEFORE \_ H-Ve0Ne \_ 31  
 67.65% \_ -0.28 \_ FALL \_ 1 days \_ BEFORE \_ H-Ea60Ju \_ 34  
 68.57% \_ -0.72 \_ FALL \_ 3 days \_ BEFORE \_ H-Ve0Pl \_ 35  
 83.87% \_ 0.63 \_ RISE \_ 1 days \_ AFTER \_ G-Mo180Su \_ 31  
 71.79% \_ 0.57 \_ RISE \_ 1 days \_ AFTER \_ G-Me150Ur \_ 39  
 70.97% \_ 0.46 \_ RISE \_ 1 days \_ AFTER \_ G-Su60Sa \_ 31  
 74.19% \_ 0.28 \_ RISE \_ 1 days \_ AFTER \_ H-Ve0Ju \_ 31  
 71.93% \_ 0.39 \_ RISE \_ 1 days \_ AFTER \_ H-Ve150Pl \_ 57  
 69.44% \_ 0.38 \_ RISE \_ 1 days \_ AFTER \_ H-Ea90Ne \_ 36  
 69.39% \_ 0.65 \_ RISE \_ 3 days \_ AFTER \_ G-Me120Sa \_ 49  
 68.29% \_ 0.57 \_ RISE \_ 3 days \_ AFTER \_ G-Ve90Sa \_ 41  
 68.97% \_ -0.25 \_ FALL \_ 1 days \_ AFTER \_ G-Me90Ma \_ 29  
 67.74% \_ -0.39 \_ FALL \_ 1 days \_ AFTER \_ G-Su150Ur \_ 31  
 69.81% \_ -0.51 \_ FALL \_ 1 days \_ AFTER \_ H-Me180Ea \_ 53  
 69.77% \_ -0.71 \_ FALL \_ 3 days \_ AFTER \_ G-Ve150Sa \_ 43  
 68.52% \_ -0.74 \_ FALL \_ 3 days \_ AFTER \_ H-Me180Ve \_ 54

(ACK) Armstrong World Ind. start Jan-2-1968

68.97% \_ 0.96 \_ RISE \_ 3 days \_ BEFORE \_ G-Ma60Ur \_ 29  
 70.97% \_ 0.58 \_ RISE \_ 3 days \_ BEFORE \_ H-Ma150Ne \_ 31  
 67.24% \_ -0.44 \_ FALL \_ 1 days \_ BEFORE \_ G-Me90Ju \_ 58  
 68.97% \_ -0.43 \_ FALL \_ 1 days \_ BEFORE \_ G-Ma30Sa \_ 29  
 71.88% \_ -0.40 \_ FALL \_ 1 days \_ BEFORE \_ G-Ma120Ur \_ 32  
 69.70% \_ -0.39 \_ FALL \_ 1 days \_ BEFORE \_ H-Ve60Ea \_ 33  
 69.70% \_ -0.48 \_ FALL \_ 1 days \_ BEFORE \_ H-Ve90Ea \_ 33  
 71.11% \_ -0.32 \_ FALL \_ 1 days \_ BEFORE \_ H-Ve180Ur \_ 45  
 70.97% \_ -0.41 \_ FALL \_ 1 days \_ BEFORE \_ H-Ma90Ur \_ 31  
 69.23% \_ -0.69 \_ FALL \_ 3 days \_ BEFORE \_ G-Me90Ju \_ 65  
 70.00% \_ -1.10 \_ FALL \_ 3 days \_ BEFORE \_ H-Ea150Ma \_ 30  
 70.97% \_ -0.76 \_ FALL \_ 3 days \_ BEFORE \_ H-Ma120Ur \_ 31  
 67.57% \_ 0.38 \_ RISE \_ 1 days \_ AFTER \_ G-Me30Ne \_ 74  
 70.00% \_ 0.40 \_ RISE \_ 1 days \_ AFTER \_ G-Me180Pl \_ 30  
 68.97% \_ 0.40 \_ RISE \_ 1 days \_ AFTER \_ G-Ma150Ju \_ 29  
 77.78% \_ 0.28 \_ RISE \_ 1 days \_ AFTER \_ H-Ea0Pl \_ 27  
 68.97% \_ 0.58 \_ RISE \_ 3 days \_ AFTER \_ G-Me180Ur \_ 29  
 68.52% \_ 0.74 \_ RISE \_ 3 days \_ AFTER \_ G-Ve90Ju \_ 54  
 70.49% \_ 0.67 \_ RISE \_ 3 days \_ AFTER \_ G-Ve30Pl \_ 61  
 69.09% \_ 0.81 \_ RISE \_ 3 days \_ AFTER \_ G-Su150Pl \_ 55

77.78% \_ 0.67 \_ RISE \_ 3 days \_ AFTER \_ H-Ve0Ne \_ 45  
 70.00% \_ 0.57 \_ RISE \_ 3 days \_ AFTER \_ H-Ma30Ur \_ 30  
 68.97% \_ 0.67 \_ RISE \_ 3 days \_ AFTER \_ H-Ma30PI \_ 29  
 67.57% \_ -0.45 \_ FALL \_ 1 days \_ AFTER \_ G-Ve60Ma \_ 37  
 68.63% \_ -0.35 \_ FALL \_ 1 days \_ AFTER \_ G-Ve30Ju \_ 51  
 70.59% \_ -0.49 \_ FALL \_ 1 days \_ AFTER \_ G-Ma150PI \_ 34  
 72.34% \_ -0.39 \_ FALL \_ 1 days \_ AFTER \_ H-Ea60Ju \_ 47  
 72.41% \_ -0.35 \_ FALL \_ 1 days \_ AFTER \_ H-Ma90Sa \_ 29  
 69.09% \_ -0.67 \_ FALL \_ 3 days \_ AFTER \_ G-Ve30Ju \_ 55  
 69.09% \_ -0.76 \_ FALL \_ 3 days \_ AFTER \_ G-Ve60Ju \_ 55  
 75.00% \_ -0.63 \_ FALL \_ 3 days \_ AFTER \_ G-Ma90Ur \_ 28  
 68.97% \_ -0.72 \_ FALL \_ 3 days \_ AFTER \_ H-Ma90Sa \_ 29

(ACV) Alberto-Culver start Jan-6-1968

68.57% \_ 0.44 \_ RISE \_ 1 days \_ BEFORE \_ G-Mo180Ma \_ 35  
 75.00% \_ 0.20 \_ RISE \_ 1 days \_ BEFORE \_ G-Me180Sa \_ 32  
 69.09% \_ 0.22 \_ RISE \_ 1 days \_ BEFORE \_ G-Su30Ne \_ 55  
 69.09% \_ 0.22 \_ RISE \_ 1 days \_ BEFORE \_ H-Ea150Ne \_ 55  
 70.37% \_ 0.37 \_ RISE \_ 3 days \_ BEFORE \_ G-Su60Ju \_ 54  
 70.91% \_ 0.35 \_ RISE \_ 3 days \_ BEFORE \_ G-Su30Ne \_ 55  
 69.64% \_ 0.33 \_ RISE \_ 3 days \_ BEFORE \_ H-Ea150Ne \_ 56  
 70.00% \_ 0.24 \_ RISE \_ 3 days \_ BEFORE \_ H-Ma90PI \_ 30  
 71.43% \_ -0.33 \_ FALL \_ 1 days \_ BEFORE \_ G-Ve0Ma \_ 28  
 67.86% \_ -0.20 \_ FALL \_ 1 days \_ BEFORE \_ G-Ve150Ju \_ 56  
 68.63% \_ -0.19 \_ FALL \_ 1 days \_ BEFORE \_ H-Ea150Sa \_ 51  
 72.73% \_ -0.14 \_ FALL \_ 1 days \_ BEFORE \_ H-Ea30Ur \_ 55  
 68.97% \_ -0.59 \_ FALL \_ 3 days \_ BEFORE \_ G-Ve0Ma \_ 29  
 76.92% \_ -0.33 \_ FALL \_ 3 days \_ BEFORE \_ G-Su60Ma \_ 26  
 72.97% \_ 0.44 \_ RISE \_ 1 days \_ AFTER \_ G-Mo180Ne \_ 37  
 71.43% \_ 0.32 \_ RISE \_ 1 days \_ AFTER \_ G-Me180PI \_ 28  
 80.00% \_ 0.26 \_ RISE \_ 1 days \_ AFTER \_ G-Ma30Ur \_ 25  
 70.00% \_ 0.29 \_ RISE \_ 3 days \_ AFTER \_ G-Ve180Ne \_ 30  
 74.29% \_ -0.40 \_ FALL \_ 1 days \_ AFTER \_ G-Mo0Sa \_ 35  
 88.00% \_ -0.20 \_ FALL \_ 1 days \_ AFTER \_ G-Me180Ur \_ 25  
 70.00% \_ -0.15 \_ FALL \_ 1 days \_ AFTER \_ G-Ve0Ju \_ 30  
 70.21% \_ -0.20 \_ FALL \_ 1 days \_ AFTER \_ G-Su150Ne \_ 47  
 69.70% \_ -0.20 \_ FALL \_ 1 days \_ AFTER \_ G-Ma150Ne \_ 33  
 69.23% \_ -0.30 \_ FALL \_ 3 days \_ AFTER \_ G-Me120Ne \_ 65  
 70.00% \_ -0.20 \_ FALL \_ 3 days \_ AFTER \_ G-Ve0Sa \_ 30  
 70.69% \_ -0.31 \_ FALL \_ 3 days \_ AFTER \_ G-Ve90Ur \_ 58

(ADBE) Adobe Systems start Aug-13-86

68.75% \_ 0.83 \_ RISE \_ 1 days \_ BEFORE \_ H-Me0Ve \_ 32

68.75% \_ 0.85 \_ RISE \_ 1 days \_ BEFORE \_ H-Me0Ne \_ 48  
 68.57% \_ 0.81 \_ RISE \_ 1 days \_ BEFORE \_ H-Ve90Ju \_ 35  
 67.57% \_ 0.70 \_ RISE \_ 1 days \_ BEFORE \_ H-Ve150Ju \_ 37  
 69.23% \_ 0.77 \_ RISE \_ 1 days \_ BEFORE \_ H-Ve60Ur \_ 39  
 67.57% \_ -0.97 \_ FALL \_ 1 days \_ AFTER \_ G-Mo150Ve \_ 74  
 69.44% \_ -0.85 \_ FALL \_ 1 days \_ AFTER \_ G-Mo180Su \_ 36  
 70.00% \_ -1.15 \_ FALL \_ 1 days \_ AFTER \_ G-Mo180Ma \_ 40  
 76.67% \_ -0.84 \_ FALL \_ 3 days \_ AFTER \_ H-Me180Ve \_ 30

(ADCT) ADC Telecom start Aug-2-1982

69.44% \_ 0.71 \_ RISE \_ 1 days \_ BEFORE \_ G-Mo180Su \_ 36  
 69.44% \_ 0.34 \_ RISE \_ 1 days \_ BEFORE \_ G-Me90PI \_ 36  
 70.00% \_ 0.22 \_ RISE \_ 1 days \_ BEFORE \_ H-Ve90Ma \_ 30  
 68.75% \_ 0.27 \_ RISE \_ 3 days \_ BEFORE \_ G-Me120Ju \_ 32  
 68.97% \_ 0.41 \_ RISE \_ 3 days \_ BEFORE \_ G-Ve120Ur \_ 29  
 68.18% \_ 0.45 \_ RISE \_ 3 days \_ BEFORE \_ H-Ve150Sa \_ 44  
 72.41% \_ -0.50 \_ FALL \_ 3 days \_ BEFORE \_ G-Su90Ne \_ 29  
 73.68% \_ 0.94 \_ RISE \_ 1 days \_ AFTER \_ G-Mo180Ve \_ 38  
 69.05% \_ 1.07 \_ RISE \_ 1 days \_ AFTER \_ G-Mo180PI \_ 42  
 76.47% \_ 0.48 \_ RISE \_ 1 days \_ AFTER \_ G-Me60Ma \_ 34  
 68.75% \_ 0.34 \_ RISE \_ 1 days \_ AFTER \_ H-Me0Ve \_ 32  
 68.00% \_ 0.28 \_ RISE \_ 1 days \_ AFTER \_ H-Me180Ma \_ 50  
 71.43% \_ 0.35 \_ RISE \_ 1 days \_ AFTER \_ H-Ea30Sa \_ 28  
 76.92% \_ 0.18 \_ RISE \_ 1 days \_ AFTER \_ H-Ea90Ne \_ 26  
 68.29% \_ 0.26 \_ RISE \_ 3 days \_ AFTER \_ G-Me0Ve \_ 41  
 74.07% \_ 0.35 \_ RISE \_ 3 days \_ AFTER \_ G-Ve90Ju \_ 27  
 68.75% \_ 0.69 \_ RISE \_ 3 days \_ AFTER \_ G-Ve60Ne \_ 33  
 70.00% \_ 0.47 \_ RISE \_ 3 days \_ AFTER \_ G-Ve120Ne \_ 30  
 68.97% \_ 0.49 \_ RISE \_ 3 days \_ AFTER \_ G-Su90Ne \_ 29  
 69.49% \_ 0.48 \_ RISE \_ 3 days \_ AFTER \_ H-Me180Ur \_ 59  
 68.85% \_ 0.29 \_ RISE \_ 3 days \_ AFTER \_ H-Me180PI \_ 61  
 68.09% \_ 0.41 \_ RISE \_ 3 days \_ AFTER \_ H-Ve150Ne \_ 47  
 81.48% \_ 0.35 \_ RISE \_ 3 days \_ AFTER \_ H-Ea120Sa \_ 28  
 70.00% \_ 0.46 \_ RISE \_ 3 days \_ AFTER \_ H-Ea90PI \_ 30  
 72.22% \_ -0.89 \_ FALL \_ 1 days \_ AFTER \_ G-Mo0Sa \_ 36  
 69.05% \_ -0.23 \_ FALL \_ 1 days \_ AFTER \_ G-Me30Ju \_ 42  
 74.07% \_ -0.28 \_ FALL \_ 1 days \_ AFTER \_ G-Ve120Sa \_ 27  
 68.97% \_ -0.29 \_ FALL \_ 1 days \_ AFTER \_ G-Su90PI \_ 29  
 72.73% \_ -0.22 \_ FALL \_ 1 days \_ AFTER \_ H-Me180Ve \_ 33  
 71.43% \_ -0.55 \_ FALL \_ 3 days \_ AFTER \_ G-Su30Sa \_ 28

(ADM) Archer-Daniels-Midland start Jan-3-1968

71.05% \_ 0.11 \_ RISE \_ 3 days \_ BEFORE \_ G-Ve60Ma \_ 38

71.05% \_ 0.11 \_ RISE \_ 3 days \_ BEFORE \_ G-Ve60Ma \_ 38  
 70.00% \_ 0.19 \_ RISE \_ 3 days \_ BEFORE \_ H-Ma150PI \_ 30  
 70.59% \_ -0.25 \_ FALL \_ 1 days \_ BEFORE \_ G-Mo150Me \_ 68  
 70.00% \_ -0.11 \_ FALL \_ 1 days \_ BEFORE \_ G-Me150Ju \_ 60  
 68.97% \_ -0.07 \_ FALL \_ 1 days \_ BEFORE \_ G-Ma90Ju \_ 29  
 70.00% \_ -0.06 \_ FALL \_ 1 days \_ BEFORE \_ G-Ma30Sa \_ 30  
 68.75% \_ -0.14 \_ FALL \_ 1 days \_ BEFORE \_ G-Ma120PI \_ 32  
 71.11% \_ -0.10 \_ FALL \_ 1 days \_ BEFORE \_ H-Ve180Ur \_ 45  
 67.74% \_ -0.08 \_ FALL \_ 1 days \_ BEFORE \_ H-Ea180Ne \_ 31  
 68.75% \_ -0.16 \_ FALL \_ 3 days \_ BEFORE \_ G-Me180Ju \_ 32  
 68.97% \_ -0.22 \_ FALL \_ 3 days \_ BEFORE \_ H-Ea180Ne \_ 29  
 74.07% \_ 0.09 \_ RISE \_ 1 days \_ AFTER \_ G-Ve0PI \_ 27  
 67.92% \_ 0.10 \_ RISE \_ 1 days \_ AFTER \_ G-Su30Ur \_ 53  
 68.75% \_ 0.09 \_ RISE \_ 1 days \_ AFTER \_ H-Ve30Ea \_ 32  
 73.47% \_ 0.10 \_ RISE \_ 1 days \_ AFTER \_ H-Ea90Ur \_ 49  
 68.75% \_ 0.15 \_ RISE \_ 3 days \_ AFTER \_ G-Ve0PI \_ 32  
 68.57% \_ 0.17 \_ RISE \_ 3 days \_ AFTER \_ G-Ma150Ur \_ 35  
 68.75% \_ 0.23 \_ RISE \_ 3 days \_ AFTER \_ G-Ma60PI \_ 32  
 74.07% \_ 0.13 \_ RISE \_ 3 days \_ AFTER \_ H-Ma30Ju \_ 27  
 80.65% \_ 0.23 \_ RISE \_ 10 days \_ AFTER \_ H-Ma30PI \_ 31  
 73.33% \_ -0.25 \_ FALL \_ 1 days \_ AFTER \_ G-Mo0Me \_ 30  
 71.88% \_ -0.09 \_ FALL \_ 1 days \_ AFTER \_ G-Me180Ur \_ 32  
 68.75% \_ -0.07 \_ FALL \_ 1 days \_ AFTER \_ G-Ve0Ju \_ 32  
 70.00% \_ -0.13 \_ FALL \_ 3 days \_ AFTER \_ H-Ma150PI \_ 30

(ADPT) Adaptec start June-11-1986

69.44% \_ 0.84 \_ RISE \_ 1 days \_ BEFORE \_ G-Mo0Me \_ 36  
 67.57% \_ 0.70 \_ RISE \_ 1 days \_ BEFORE \_ G-Mo0Ve \_ 37  
 71.43% \_ 0.44 \_ RISE \_ 1 days \_ BEFORE \_ G-Me90PI \_ 28  
 67.57% \_ -0.25 \_ FALL \_ 1 days \_ BEFORE \_ H-Ve120Ju \_ 37  
 71.05% \_ -0.19 \_ FALL \_ 1 days \_ BEFORE \_ H-Ve90Sa \_ 38  
 77.78% \_ 0.52 \_ RISE \_ 1 days \_ AFTER \_ G-Mo180Ve \_ 36  
 68.06% \_ 0.88 \_ RISE \_ 1 days \_ AFTER \_ G-Mo120Su \_ 73  
 78.38% \_ 0.89 \_ RISE \_ 1 days \_ AFTER \_ G-Mo0Ju \_ 37  
 67.65% \_ 0.21 \_ RISE \_ 1 days \_ AFTER \_ G-Me60Ju \_ 34  
 69.70% \_ 0.26 \_ RISE \_ 1 days \_ AFTER \_ G-Me60PI \_ 33  
 67.44% \_ 0.30 \_ RISE \_ 1 days \_ AFTER \_ H-Me180Ma \_ 43  
 67.35% \_ 0.37 \_ RISE \_ 1 days \_ AFTER \_ H-Me180Ne \_ 49  
 71.88% \_ 0.41 \_ RISE \_ 3 days \_ AFTER \_ G-Me0Ve \_ 32  
 72.41% \_ 0.51 \_ RISE \_ 3 days \_ AFTER \_ G-Me60Ve \_ 29  
 74.07% \_ 0.38 \_ RISE \_ 3 days \_ AFTER \_ G-Ve30Su \_ 27  
 70.73% \_ 0.56 \_ RISE \_ 3 days \_ AFTER \_ H-Ve90Ne \_ 41  
 69.23% \_ 0.65 \_ RISE \_ 3 days \_ AFTER \_ H-Ve120Ne \_ 39

79.49% \_ -0.28 \_ FALL \_ 1 days \_ AFTER \_ H-Me0Ma \_ 39  
 68.42% \_ -0.26 \_ FALL \_ 1 days \_ AFTER \_ H-Ve30Ju \_ 38

(ADSK) Autodesk start June-28-1985

68.29% \_ 0.52 \_ RISE \_ 1 days \_ BEFORE \_ H-Ve120Ju \_ 41  
 67.44% \_ 0.58 \_ RISE \_ 1 days \_ BEFORE \_ H-Ve30PI \_ 43  
 80.77% \_ 1.31 \_ RISE \_ 3 days \_ BEFORE \_ H-Ea120Ne \_ 26  
 74.36% \_ -1.07 \_ FALL \_ 1 days \_ BEFORE \_ G-Mo0Ma \_ 39  
 67.74% \_ -0.47 \_ FALL \_ 1 days \_ BEFORE \_ G-Me150Ju \_ 31  
 67.65% \_ -0.50 \_ FALL \_ 1 days \_ BEFORE \_ G-Me60Ne \_ 34  
 74.07% \_ -0.40 \_ FALL \_ 1 days \_ BEFORE \_ G-Ve150Ju \_ 27  
 71.43% \_ 0.63 \_ RISE \_ 1 days \_ AFTER \_ G-Me0Ve \_ 35  
 74.07% \_ 0.65 \_ RISE \_ 1 days \_ AFTER \_ G-Me60Ve \_ 27  
 75.86% \_ 0.58 \_ RISE \_ 1 days \_ AFTER \_ G-Me120Ur \_ 29  
 80.00% \_ 0.46 \_ RISE \_ 1 days \_ AFTER \_ G-Ve90PI \_ 25  
 68.42% \_ 0.52 \_ RISE \_ 1 days \_ AFTER \_ H-Ve90Sa \_ 38  
 71.05% \_ 0.37 \_ RISE \_ 1 days \_ AFTER \_ H-Ve120Sa \_ 38  
 71.43% \_ 0.90 \_ RISE \_ 3 days \_ AFTER \_ G-Me60Ve \_ 28  
 72.41% \_ 1.03 \_ RISE \_ 3 days \_ AFTER \_ G-Me60Ma \_ 29  
 79.31% \_ 0.99 \_ RISE \_ 3 days \_ AFTER \_ G-Me90Ju \_ 29  
 68.75% \_ 0.95 \_ RISE \_ 3 days \_ AFTER \_ G-Me120Ur \_ 32  
 68.75% \_ 1.00 \_ RISE \_ 3 days \_ AFTER \_ G-Me90PI \_ 32  
 76.92% \_ 0.84 \_ RISE \_ 3 days \_ AFTER \_ G-Su30Ne \_ 26  
 71.70% \_ 0.99 \_ RISE \_ 3 days \_ AFTER \_ H-Me180PI \_ 53  
 80.77% \_ 0.62 \_ RISE \_ 3 days \_ AFTER \_ H-Ea150Ne \_ 26  
 71.88% \_ -0.43 \_ FALL \_ 1 days \_ AFTER \_ H-Me180Ve \_ 32  
 70.73% \_ -0.71 \_ FALL \_ 1 days \_ AFTER \_ H-Ve150Sa \_ 41  
 72.09% \_ -0.93 \_ FALL \_ 3 days \_ AFTER \_ H-Ve60Ne \_ 43

(AEE) Ameren Corp start Dec-9-1997

NONE

(AEP) American Electric Power start Jan-6-1968

69.23% \_ 0.34 \_ RISE \_ 1 days \_ BEFORE \_ G-Ve90Sa \_ 52  
 72.41% \_ 0.21 \_ RISE \_ 1 days \_ BEFORE \_ G-Ma60PI \_ 29  
 68.97% \_ 0.31 \_ RISE \_ 1 days \_ BEFORE \_ H-Ma120Ne \_ 29  
 72.41% \_ 0.39 \_ RISE \_ 3 days \_ BEFORE \_ G-Ve180Ur \_ 29  
 68.97% \_ 0.48 \_ RISE \_ 3 days \_ BEFORE \_ G-Ve120PI \_ 58  
 74.07% \_ -0.35 \_ FALL \_ 3 days \_ BEFORE \_ G-Ma120Ju \_ 27  
 71.43% \_ -0.42 \_ FALL \_ 3 days \_ BEFORE \_ H-Ea180Ne \_ 28  
 75.76% \_ 0.35 \_ RISE \_ 1 days \_ AFTER \_ G-Mo180Ve \_ 33  
 68.42% \_ 0.38 \_ RISE \_ 1 days \_ AFTER \_ G-Mo30Sa \_ 76  
 84.62% \_ 0.17 \_ RISE \_ 1 days \_ AFTER \_ G-Me0Ju \_ 26

74.07% \_ 0.32 \_ RISE \_ 1 days \_ AFTER \_ H-Ve150Ea \_ 27  
 74.07% \_ 0.35 \_ RISE \_ 1 days \_ AFTER \_ H-Ma30Ur \_ 27  
 71.79% \_ 0.50 \_ RISE \_ 3 days \_ AFTER \_ G-Me0Ma \_ 39  
 69.23% \_ 0.40 \_ RISE \_ 3 days \_ AFTER \_ H-Ve150Ju \_ 78  
 74.07% \_ -0.25 \_ FALL \_ 1 days \_ AFTER \_ G-Ve90Ma \_ 27  
 70.59% \_ -0.55 \_ FALL \_ 3 days \_ AFTER \_ G-Ve150PI \_ 51

(AES) AES Corp start June-28-1991

68.57% \_ 0.94 \_ RISE \_ 3 days \_ BEFORE \_ H-Me150Ve \_ 35  
 78.38% \_ 0.94 \_ RISE \_ 1 days \_ AFTER \_ G-Mo0Ju \_ 37  
 74.47% \_ 0.43 \_ RISE \_ 1 days \_ AFTER \_ H-Me30Ea \_ 47  
 70.91% \_ 0.67 \_ RISE \_ 1 days \_ AFTER \_ H-Me90Ju \_ 55  
 75.00% \_ 1.13 \_ RISE \_ 3 days \_ AFTER \_ H-Me180Ju \_ 28  
 68.75% \_ -0.63 \_ FALL \_ 1 days \_ AFTER \_ H-Me30Ve \_ 32

(AET) Aetna Inc. start Jan-4-1968

70.00% \_ 0.44 \_ RISE \_ 1 days \_ BEFORE \_ G-Ve0Ur \_ 30  
 68.75% \_ 0.50 \_ RISE \_ 1 days \_ BEFORE \_ G-Ma30Ne \_ 32  
 79.31% \_ 0.41 \_ RISE \_ 1 days \_ BEFORE \_ H-Ma60Ne \_ 29  
 73.33% \_ 0.88 \_ RISE \_ 3 days \_ BEFORE \_ G-Ve180Ju \_ 30  
 68.97% \_ 1.05 \_ RISE \_ 3 days \_ BEFORE \_ H-Ma60Ne \_ 29  
 75.00% \_ -0.89 \_ FALL \_ 1 days \_ BEFORE \_ G-Ve0Ma \_ 28  
 68.97% \_ -0.43 \_ FALL \_ 1 days \_ BEFORE \_ H-Ea0Sa \_ 29  
 70.59% \_ -0.79 \_ FALL \_ 3 days \_ BEFORE \_ G-Ma90PI \_ 34  
 68.57% \_ 0.50 \_ RISE \_ 1 days \_ AFTER \_ G-Me120Ma \_ 35  
 68.75% \_ 0.56 \_ RISE \_ 1 days \_ AFTER \_ G-Me150Ur \_ 64  
 68.97% \_ 0.60 \_ RISE \_ 1 days \_ AFTER \_ H-Ma60Ne \_ 29  
 69.49% \_ 1.25 \_ RISE \_ 3 days \_ AFTER \_ G-Ve30Sa \_ 59  
 68.75% \_ 0.82 \_ RISE \_ 3 days \_ AFTER \_ G-Ma30Ne \_ 32  
 73.33% \_ 0.96 \_ RISE \_ 3 days \_ AFTER \_ H-Ea180Ne \_ 30  
 74.07% \_ 1.08 \_ RISE \_ 3 days \_ AFTER \_ H-Ma30Ju \_ 27  
 70.00% \_ 0.94 \_ RISE \_ 3 days \_ AFTER \_ H-Ma30Ne \_ 30  
 68.89% \_ -0.40 \_ FALL \_ 1 days \_ AFTER \_ G-Me90Ma \_ 45  
 68.63% \_ -0.49 \_ FALL \_ 1 days \_ AFTER \_ H-Ea150Sa \_ 51  
 75.00% \_ -0.40 \_ FALL \_ 1 days \_ AFTER \_ H-Ma60PI \_ 28

(AFS) Associates First Capital start May-10-1996

72.31% \_ 0.50 \_ RISE \_ 1 days \_ BEFORE \_ G-Mo30Su \_ 65  
 74.19% \_ -0.37 \_ FALL \_ 1 days \_ BEFORE \_ G-Mo180Su \_ 31  
 69.70% \_ 0.40 \_ RISE \_ 1 days \_ AFTER \_ G-Mo0Me \_ 33  
 67.65% \_ 0.44 \_ RISE \_ 1 days \_ AFTER \_ G-Mo0Su \_ 34  
 86.96% \_ 0.51 \_ RISE \_ 1 days \_ AFTER \_ H-Me90PI \_ 23

(AGC) American General Corp. start Aug-26-1969

74.19% \_ 0.19 \_ RISE \_ 1 days \_ BEFORE \_ G-Me180PI \_ 31  
 67.74% \_ 0.19 \_ RISE \_ 1 days \_ BEFORE \_ G-Ve0Ju \_ 31  
 70.59% \_ 0.29 \_ RISE \_ 3 days \_ BEFORE \_ G-Ve60Ma \_ 34  
 68.97% \_ 0.30 \_ RISE \_ 3 days \_ BEFORE \_ G-Ve180Ur \_ 29  
 83.33% \_ 0.49 \_ RISE \_ 3 days \_ BEFORE \_ H-Ma90PI \_ 30  
 69.70% \_ -0.62 \_ FALL \_ 1 days \_ BEFORE \_ G-Mo180Ve \_ 33  
 69.23% \_ -0.21 \_ FALL \_ 1 days \_ BEFORE \_ G-Me120PI \_ 52  
 68.00% \_ -0.23 \_ FALL \_ 1 days \_ BEFORE \_ H-Ea60Sa \_ 50  
 71.43% \_ -0.24 \_ FALL \_ 3 days \_ BEFORE \_ G-Ve0Sa \_ 28  
 71.43% \_ -0.31 \_ FALL \_ 3 days \_ BEFORE \_ G-Ma60Ne \_ 28  
 67.57% \_ 0.77 \_ RISE \_ 1 days \_ AFTER \_ G-Mo0Me \_ 37  
 69.70% \_ 0.54 \_ RISE \_ 1 days \_ AFTER \_ G-Mo180Ve \_ 33  
 68.42% \_ 0.84 \_ RISE \_ 1 days \_ AFTER \_ G-Mo0Ju \_ 38  
 68.42% \_ 0.57 \_ RISE \_ 1 days \_ AFTER \_ G-Mo180Ju \_ 38  
 70.97% \_ 0.14 \_ RISE \_ 1 days \_ AFTER \_ G-Me0Ju \_ 31  
 67.57% \_ 0.16 \_ RISE \_ 1 days \_ AFTER \_ G-Me0Ur \_ 37  
 67.57% \_ 0.24 \_ RISE \_ 1 days \_ AFTER \_ H-Ve0Ju \_ 37  
 68.75% \_ 0.28 \_ RISE \_ 1 days \_ AFTER \_ H-Ve90Ne \_ 80  
 68.00% \_ 0.19 \_ RISE \_ 1 days \_ AFTER \_ H-Ea30PI \_ 50  
 68.57% \_ 0.52 \_ RISE \_ 3 days \_ AFTER \_ G-Me120Ma \_ 35  
 69.44% \_ 0.54 \_ RISE \_ 3 days \_ AFTER \_ G-Me0PI \_ 36  
 76.67% \_ 0.27 \_ RISE \_ 3 days \_ AFTER \_ H-Ve30Ea \_ 30  
 76.92% \_ 0.34 \_ RISE \_ 3 days \_ AFTER \_ H-Ma30Sa \_ 26  
 68.00% \_ -0.29 \_ FALL \_ 1 days \_ AFTER \_ G-Me150Ju \_ 50  
 67.92% \_ -0.14 \_ FALL \_ 1 days \_ AFTER \_ H-Ve90Ma \_ 53  
 67.57% \_ -0.21 \_ FALL \_ 1 days \_ AFTER \_ H-Ve0Ur \_ 37  
 68.97% \_ -0.24 \_ FALL \_ 3 days \_ AFTER \_ G-Ve180PI \_ 29

(AGN) Allergan Inc. start June-23-1989

68.97% \_ 0.45 \_ RISE \_ 1 days \_ BEFORE \_ H-Ve30PI \_ 29  
 71.05% \_ 0.68 \_ RISE \_ 3 days \_ BEFORE \_ H-Me0Sa \_ 38  
 67.65% \_ -0.47 \_ FALL \_ 1 days \_ BEFORE \_ G-Mo180Ve \_ 34  
 67.57% \_ -0.70 \_ FALL \_ 1 days \_ BEFORE \_ G-Mo180Sa \_ 37  
 73.33% \_ -0.36 \_ FALL \_ 1 days \_ BEFORE \_ H-Me0Ju \_ 30  
 67.57% \_ 0.62 \_ RISE \_ 1 days \_ AFTER \_ G-Mo180PI \_ 37  
 67.35% \_ 0.47 \_ RISE \_ 1 days \_ AFTER \_ H-Me60Ea \_ 49  
 68.63% \_ 0.50 \_ RISE \_ 1 days \_ AFTER \_ H-Me150Ea \_ 51  
 74.07% \_ 0.32 \_ RISE \_ 1 days \_ AFTER \_ H-Ve30Sa \_ 27  
 68.18% \_ 0.64 \_ RISE \_ 3 days \_ AFTER \_ H-Me60Ve \_ 44  
 67.74% \_ -0.39 \_ FALL \_ 1 days \_ AFTER \_ H-Me120Ur \_ 62  
 68.42% \_ -0.74 \_ FALL \_ 3 days \_ AFTER \_ H-Me0Sa \_ 38

(AHC) Amerada Hess start Dec-1-1993

70.49% \_ 0.21 \_ RISE \_ 1 days \_ BEFORE \_ G-Mo30Ju \_ 61  
 69.44% \_ -0.19 \_ FALL \_ 1 days \_ BEFORE \_ G-Mo0Ne \_ 36  
 70.97% \_ -0.22 \_ FALL \_ 3 days \_ BEFORE \_ H-Me90Ju \_ 31  
 67.21% \_ 0.21 \_ RISE \_ 1 days \_ AFTER \_ G-Mo30Ju \_ 61  
 80.65% \_ 0.19 \_ RISE \_ 1 days \_ AFTER \_ G-Mo0Ur \_ 31  
 83.33% \_ 0.20 \_ RISE \_ 1 days \_ AFTER \_ H-Me150Sa \_ 24  
 76.67% \_ 0.26 \_ RISE \_ 1 days \_ AFTER \_ H-Me90Ne \_ 30  
 68.57% \_ 0.34 \_ RISE \_ 3 days \_ AFTER \_ H-Me90Ne \_ 35  
 78.12% \_ -0.22 \_ FALL \_ 3 days \_ AFTER \_ H-Me30Ju \_ 32

(AHP) American Home Products start Jan-3-1968

68.75% \_ 0.18 \_ RISE \_ 1 days \_ BEFORE \_ G-Ve0Ju \_ 32  
 67.27% \_ 0.19 \_ RISE \_ 1 days \_ BEFORE \_ G-Su60PI \_ 55  
 79.41% \_ 0.19 \_ RISE \_ 3 days \_ BEFORE \_ G-Ve0Ju \_ 34  
 70.00% \_ 0.35 \_ RISE \_ 3 days \_ BEFORE \_ G-Ve180Ur \_ 30  
 70.97% \_ 0.18 \_ RISE \_ 3 days \_ BEFORE \_ H-Ve180Ma \_ 31  
 67.74% \_ -0.16 \_ FALL \_ 1 days \_ BEFORE \_ H-Ve150Ma \_ 62  
 76.67% \_ -0.22 \_ FALL \_ 3 days \_ BEFORE \_ H-Ea180Sa \_ 30  
 67.12% \_ 0.68 \_ RISE \_ 1 days \_ AFTER \_ G-Mo60Ve \_ 73  
 68.57% \_ 1.92 \_ RISE \_ 1 days \_ AFTER \_ G-Me0Ju \_ 35  
 73.33% \_ 0.16 \_ RISE \_ 1 days \_ AFTER \_ G-Ve0Ne \_ 30  
 68.42% \_ 0.15 \_ RISE \_ 1 days \_ AFTER \_ G-Ve120PI \_ 57  
 73.08% \_ 0.14 \_ RISE \_ 1 days \_ AFTER \_ G-Su60Ne \_ 52  
 78.57% \_ 0.09 \_ RISE \_ 1 days \_ AFTER \_ G-Ma60Ur \_ 28  
 69.64% \_ 0.10 \_ RISE \_ 1 days \_ AFTER \_ H-Ea30PI \_ 56  
 71.43% \_ 0.09 \_ RISE \_ 1 days \_ AFTER \_ H-Ma30Ur \_ 28  
 70.00% \_ 0.08 \_ RISE \_ 1 days \_ AFTER \_ H-Ma60Ur \_ 30  
 71.05% \_ 0.24 \_ RISE \_ 3 days \_ AFTER \_ G-Me0Ju \_ 38  
 76.67% \_ 0.29 \_ RISE \_ 3 days \_ AFTER \_ G-Ve0Ma \_ 30  
 70.00% \_ 0.40 \_ RISE \_ 3 days \_ AFTER \_ G-Ve180Ur \_ 30  
 71.19% \_ 0.21 \_ RISE \_ 3 days \_ AFTER \_ G-Su60Ne \_ 59  
 73.33% \_ 0.19 \_ RISE \_ 3 days \_ AFTER \_ G-Ma120Ju \_ 30  
 70.00% \_ 0.17 \_ RISE \_ 3 days \_ AFTER \_ H-Ve120Ea \_ 40  
 70.00% \_ 0.25 \_ RISE \_ 3 days \_ AFTER \_ H-Ea120Ma \_ 30  
 68.75% \_ 0.22 \_ RISE \_ 3 days \_ AFTER \_ H-Ma90PI \_ 32  
 80.00% \_ 0.51 \_ RISE \_ 10 days \_ AFTER \_ G-Ve0Ma \_ 30  
 67.65% \_ -0.19 \_ FALL \_ 1 days \_ AFTER \_ G-Ma150Sa \_ 34  
 72.00% \_ -0.11 \_ FALL \_ 1 days \_ AFTER \_ H-Ea60Ju \_ 50  
 68.97% \_ -0.09 \_ FALL \_ 1 days \_ AFTER \_ H-Ma90Sa \_ 29  
 70.00% \_ -0.16 \_ FALL \_ 3 days \_ AFTER \_ H-Ea180Sa \_ 30  
 82.14% \_ -0.15 \_ FALL \_ 3 days \_ AFTER \_ H-Ma90Sa \_ 28

(AIG) American Int'l. Group start Jan-14-1972

67.65% \_ 0.32 \_ RISE \_ 1 days \_ BEFORE \_ G-Me0Sa \_ 34  
 72.00% \_ 0.43 \_ RISE \_ 1 days \_ BEFORE \_ G-Ve90Sa \_ 50  
 80.00% \_ 0.19 \_ RISE \_ 1 days \_ BEFORE \_ G-Ma60Sa \_ 25  
 77.78% \_ 0.34 \_ RISE \_ 1 days \_ BEFORE \_ G-Ma30PI \_ 27  
 68.75% \_ 0.24 \_ RISE \_ 1 days \_ BEFORE \_ H-Ea120Sa \_ 48  
 71.05% \_ 0.43 \_ RISE \_ 3 days \_ BEFORE \_ G-Ve90Ma \_ 38  
 77.78% \_ 0.43 \_ RISE \_ 3 days \_ BEFORE \_ G-Ma90Sa \_ 27  
 75.00% \_ 0.67 \_ RISE \_ 3 days \_ BEFORE \_ H-Ve0Ju \_ 40  
 83.33% \_ 0.40 \_ RISE \_ 10 days \_ BEFORE \_ G-Su150Ma \_ 24  
 68.57% \_ -0.27 \_ FALL \_ 1 days \_ BEFORE \_ G-Me0Ne \_ 35  
 70.37% \_ 0.26 \_ RISE \_ 1 days \_ AFTER \_ G-Me90Ju \_ 54  
 71.43% \_ 0.26 \_ RISE \_ 1 days \_ AFTER \_ G-Ve120Ma \_ 28  
 67.39% \_ 0.45 \_ RISE \_ 1 days \_ AFTER \_ G-Ve30Sa \_ 46  
 69.23% \_ 0.40 \_ RISE \_ 1 days \_ AFTER \_ H-Ve150Ma \_ 52  
 71.43% \_ 0.57 \_ RISE \_ 3 days \_ AFTER \_ G-Me0Ma \_ 42  
 73.33% \_ 0.55 \_ RISE \_ 3 days \_ AFTER \_ G-Me180PI \_ 30  
 71.15% \_ 0.66 \_ RISE \_ 3 days \_ AFTER \_ G-Ve30Sa \_ 52  
 72.41% \_ 0.45 \_ RISE \_ 3 days \_ AFTER \_ G-Ve0PI \_ 29  
 73.33% \_ 0.87 \_ RISE \_ 3 days \_ AFTER \_ G-Ma150Sa \_ 30  
 78.57% \_ 0.17 \_ RISE \_ 3 days \_ AFTER \_ G-Ma60Ur \_ 28  
 72.41% \_ 0.32 \_ RISE \_ 3 days \_ AFTER \_ G-Ma150PI \_ 29  
 69.70% \_ 0.25 \_ RISE \_ 3 days \_ AFTER \_ H-Me180Ve \_ 66  
 68.29% \_ -0.27 \_ FALL \_ 3 days \_ AFTER \_ H-Ve0Ur \_ 41

(AIT) Ameritech start Nov-22-1983

68.57% \_ 0.36 \_ RISE \_ 1 days \_ BEFORE \_ G-Me30Ne \_ 35  
 73.33% \_ 0.20 \_ RISE \_ 1 days \_ BEFORE \_ G-Ve60Sa \_ 30  
 67.74% \_ 0.28 \_ RISE \_ 1 days \_ BEFORE \_ G-Ve150Sa \_ 31  
 74.07% \_ 0.18 \_ RISE \_ 1 days \_ BEFORE \_ G-Ve90Ne \_ 27  
 67.24% \_ 0.22 \_ RISE \_ 1 days \_ BEFORE \_ H-Me180Ne \_ 58  
 70.27% \_ 0.48 \_ RISE \_ 3 days \_ BEFORE \_ G-Me60Sa \_ 37  
 68.42% \_ 0.37 \_ RISE \_ 3 days \_ BEFORE \_ G-Me120Ne \_ 38  
 70.27% \_ 0.42 \_ RISE \_ 3 days \_ BEFORE \_ G-Me90PI \_ 37  
 68.75% \_ 0.42 \_ RISE \_ 3 days \_ BEFORE \_ G-Ve150Sa \_ 32  
 74.19% \_ 0.36 \_ RISE \_ 3 days \_ BEFORE \_ G-Ve30PI \_ 31  
 70.00% \_ 0.39 \_ RISE \_ 3 days \_ BEFORE \_ G-Su60Ne \_ 30  
 75.86% \_ 0.39 \_ RISE \_ 3 days \_ BEFORE \_ G-Su150Ne \_ 29  
 75.00% \_ -0.20 \_ FALL \_ 1 days \_ BEFORE \_ G-Ve60Ju \_ 28  
 68.97% \_ -0.35 \_ FALL \_ 3 days \_ BEFORE \_ G-Ve60Ju \_ 29  
 74.19% \_ -0.39 \_ FALL \_ 3 days \_ BEFORE \_ G-Ve30Ne \_ 31  
 71.05% \_ 0.67 \_ RISE \_ 1 days \_ AFTER \_ G-Mo0Su \_ 38  
 69.23% \_ 0.44 \_ RISE \_ 1 days \_ AFTER \_ G-Mo180Ju \_ 39

69.23% \_ 0.58 \_ RISE \_ 1 days \_ AFTER \_ G-Mo0Ur \_ 39  
 67.50% \_ 0.27 \_ RISE \_ 1 days \_ AFTER \_ G-Me30Ju \_ 40  
 71.79% \_ 0.21 \_ RISE \_ 1 days \_ AFTER \_ G-Me30Ur \_ 39  
 68.57% \_ 0.34 \_ RISE \_ 1 days \_ AFTER \_ G-Me30Ne \_ 35  
 68.97% \_ 0.23 \_ RISE \_ 1 days \_ AFTER \_ G-Su30PI \_ 29  
 67.74% \_ 0.41 \_ RISE \_ 1 days \_ AFTER \_ H-Ve150Ma \_ 31  
 72.41% \_ 0.23 \_ RISE \_ 1 days \_ AFTER \_ H-Ea90Ur \_ 29  
 71.43% \_ 0.25 \_ RISE \_ 1 days \_ AFTER \_ H-Ea150PI \_ 28  
 73.53% \_ 0.24 \_ RISE \_ 3 days \_ AFTER \_ G-Me120Ju \_ 34  
 72.22% \_ 0.45 \_ RISE \_ 3 days \_ AFTER \_ G-Me30Ne \_ 36  
 70.00% \_ 0.29 \_ RISE \_ 3 days \_ AFTER \_ G-Ve150Ju \_ 30  
 72.41% \_ 0.34 \_ RISE \_ 3 days \_ AFTER \_ G-Su30Ne \_ 29  
 70.00% \_ 0.39 \_ RISE \_ 3 days \_ AFTER \_ H-Ea150Ne \_ 30  
 81.48% \_ 0.67 \_ RISE \_ 10 days \_ AFTER \_ G-Ve90Ne \_ 27  
 81.48% \_ 0.71 \_ RISE \_ 10 days \_ AFTER \_ H-Ea60Ju \_ 27  
 71.43% \_ -0.23 \_ FALL \_ 1 days \_ AFTER \_ G-Me60Sa \_ 35

(AL) Alcan Aluminium start Jan-3-1968

76.67% \_ 0.17 \_ RISE \_ 1 days \_ BEFORE \_ G-Ve180Ur \_ 30  
 68.00% \_ 0.26 \_ RISE \_ 1 days \_ BEFORE \_ G-Su60PI \_ 50  
 68.97% \_ 0.24 \_ RISE \_ 1 days \_ BEFORE \_ H-Ma150Ne \_ 29  
 73.53% \_ 0.42 \_ RISE \_ 3 days \_ BEFORE \_ G-Ma150PI \_ 34  
 74.42% \_ -0.16 \_ FALL \_ 1 days \_ BEFORE \_ G-Me0Ma \_ 43  
 67.24% \_ -0.20 \_ FALL \_ 1 days \_ BEFORE \_ G-Me120Sa \_ 58  
 67.74% \_ -0.33 \_ FALL \_ 1 days \_ BEFORE \_ H-Ve60Ea \_ 31  
 72.41% \_ -0.36 \_ FALL \_ 1 days \_ BEFORE \_ H-Ma90Ur \_ 29  
 75.86% \_ -0.27 \_ FALL \_ 1 days \_ BEFORE \_ H-Ma120Ur \_ 29  
 72.41% \_ -0.43 \_ FALL \_ 3 days \_ BEFORE \_ G-Su30Ma \_ 29  
 68.75% \_ -0.46 \_ FALL \_ 3 days \_ BEFORE \_ H-Ma120Ur \_ 32  
 68.49% \_ 0.38 \_ RISE \_ 3 days \_ AFTER \_ G-Me30Sa \_ 73  
 69.23% \_ 0.31 \_ RISE \_ 3 days \_ AFTER \_ G-Ve90Ma \_ 39  
 69.81% \_ 0.36 \_ RISE \_ 3 days \_ AFTER \_ G-Ve60Ju \_ 53  
 70.45% \_ 0.44 \_ RISE \_ 3 days \_ AFTER \_ H-Ve180Ne \_ 44  
 68.97% \_ 0.40 \_ RISE \_ 3 days \_ AFTER \_ H-Ma150Sa \_ 29  
 67.74% \_ -0.15 \_ FALL \_ 1 days \_ AFTER \_ G-Ma150PI \_ 31  
 69.77% \_ -0.21 \_ FALL \_ 1 days \_ AFTER \_ H-Ve0Ju \_ 43  
 76.36% \_ -0.39 \_ FALL \_ 3 days \_ AFTER \_ G-Su150Ur \_ 55  
 70.24% \_ -0.30 \_ FALL \_ 3 days \_ AFTER \_ H-Ve30Ju \_ 84  
 76.19% \_ -0.45 \_ FALL \_ 3 days \_ AFTER \_ H-Ve0Ju \_ 42  
 68.97% \_ -0.32 \_ FALL \_ 3 days \_ AFTER \_ H-Ea180PI \_ 29

(ALD) Allied Signal start Sept-20-1985

69.70% \_ 0.45 \_ RISE \_ 1 days \_ BEFORE \_ G-Me30Ur \_ 33

82.14% \_ 0.50 \_ RISE \_ 3 days \_ BEFORE \_ G-Me120Ju \_ 28  
 80.00% \_ 1.32 \_ RISE \_ 10 days \_ BEFORE \_ H-Ea120Ne \_ 25  
 75.00% \_ -0.43 \_ FALL \_ 1 days \_ BEFORE \_ G-Me150Sa \_ 28  
 69.23% \_ -0.40 \_ FALL \_ 1 days \_ BEFORE \_ H-Ve90Ju \_ 39  
 68.75% \_ -0.77 \_ FALL \_ 3 days \_ BEFORE \_ G-Me90Ur \_ 32  
 67.57% \_ 0.65 \_ RISE \_ 1 days \_ AFTER \_ G-Mo180Me \_ 37  
 68.57% \_ 0.75 \_ RISE \_ 1 days \_ AFTER \_ G-Mo180Ve \_ 35  
 67.57% \_ 0.64 \_ RISE \_ 1 days \_ AFTER \_ G-Mo180Su \_ 37  
 68.97% \_ 0.40 \_ RISE \_ 1 days \_ AFTER \_ G-Me60Ma \_ 29  
 68.00% \_ 0.35 \_ RISE \_ 1 days \_ AFTER \_ H-Me180Ju \_ 50  
 71.43% \_ 0.32 \_ RISE \_ 1 days \_ AFTER \_ H-Ve30Ma \_ 28  
 69.77% \_ 0.43 \_ RISE \_ 1 days \_ AFTER \_ H-Ve60Ur \_ 43  
 72.41% \_ 0.61 \_ RISE \_ 3 days \_ AFTER \_ G-Me120Sa \_ 29  
 68.75% \_ 0.82 \_ RISE \_ 3 days \_ AFTER \_ G-Me60Ur \_ 32  
 70.97% \_ 0.87 \_ RISE \_ 3 days \_ AFTER \_ G-Ve30Ur \_ 31  
 74.07% \_ 0.91 \_ RISE \_ 3 days \_ AFTER \_ G-Ve30Ne \_ 27  
 70.00% \_ -0.61 \_ FALL \_ 3 days \_ AFTER \_ G-Me150PI \_ 30  
 71.43% \_ -0.62 \_ FALL \_ 3 days \_ AFTER \_ G-Ve150Sa \_ 28  
 88.00% \_ -0.72 \_ FALL \_ 3 days \_ AFTER \_ G-Ve120Ur \_ 25  
 83.33% \_ -0.45 \_ FALL \_ 3 days \_ AFTER \_ G-Su150Ur \_ 24

(ALL) Allstate Corp start June-8-1993

68.29% \_ 0.54 \_ RISE \_ 1 days \_ BEFORE \_ G-Mo180Ur \_ 41  
 68.18% \_ 0.64 \_ RISE \_ 3 days \_ BEFORE \_ H-Me60Ne \_ 44  
 76.92% \_ -0.40 \_ FALL \_ 1 days \_ BEFORE \_ H-Me90Ve \_ 26  
 68.42% \_ 2.19 \_ RISE \_ 1 days \_ AFTER \_ H-Me90PI \_ 38

(ALT) Allegheny Teledyne start May-11-1987

73.68% \_ 0.21 \_ RISE \_ 1 days \_ BEFORE \_ H-Me0Ma \_ 38  
 68.29% \_ 0.22 \_ RISE \_ 1 days \_ BEFORE \_ H-Me0Ju \_ 41  
 71.79% \_ 0.39 \_ RISE \_ 3 days \_ BEFORE \_ H-Me0Ma \_ 39  
 72.22% \_ 0.33 \_ RISE \_ 3 days \_ BEFORE \_ H-Ve30Ur \_ 36  
 67.57% \_ -0.46 \_ FALL \_ 1 days \_ BEFORE \_ G-Mo180Sa \_ 37  
 69.57% \_ -0.30 \_ FALL \_ 1 days \_ BEFORE \_ H-Me0Ur \_ 46  
 68.57% \_ 0.35 \_ RISE \_ 1 days \_ AFTER \_ G-Mo180Ur \_ 35  
 75.86% \_ 0.25 \_ RISE \_ 1 days \_ AFTER \_ G-Me30Ma \_ 29  
 67.65% \_ 0.25 \_ RISE \_ 1 days \_ AFTER \_ H-Ve60Ur \_ 34  
 70.97% \_ 0.26 \_ RISE \_ 1 days \_ AFTER \_ H-Ve30PI \_ 31  
 80.00% \_ 0.45 \_ RISE \_ 3 days \_ AFTER \_ G-Me150PI \_ 25  
 68.57% \_ 0.38 \_ RISE \_ 3 days \_ AFTER \_ H-Ve30Ju \_ 35  
 70.73% \_ -0.22 \_ FALL \_ 1 days \_ AFTER \_ H-Me0Ju \_ 41  
 68.57% \_ -0.38 \_ FALL \_ 1 days \_ AFTER \_ H-Ve60Ne \_ 35

(ALTR) Altera Corp start April-4-1988

71.88% \_ 0.58 \_ RISE \_ 1 days \_ BEFORE \_ H-Me0Ea \_ 32  
 70.97% \_ 0.46 \_ RISE \_ 1 days \_ BEFORE \_ H-Ve150PI \_ 31  
 75.00% \_ 1.09 \_ RISE \_ 3 days \_ BEFORE \_ H-Ve150Ju \_ 32  
 69.05% \_ -1.06 \_ FALL \_ 1 days \_ BEFORE \_ G-Mo0Sa \_ 42  
 67.57% \_ 1.04 \_ RISE \_ 1 days \_ AFTER \_ G-Mo180Ve \_ 37  
 70.00% \_ 0.49 \_ RISE \_ 1 days \_ AFTER \_ H-Ve120Ju \_ 30  
 68.75% \_ 0.43 \_ RISE \_ 1 days \_ AFTER \_ H-Ve30PI \_ 32  
 70.00% \_ 1.07 \_ RISE \_ 3 days \_ AFTER \_ H-Me180Ju \_ 40  
 78.12% \_ 0.56 \_ RISE \_ 3 days \_ AFTER \_ H-Ve90Ur \_ 32  
 74.07% \_ -0.26 \_ FALL \_ 1 days \_ AFTER \_ G-Me150Ju \_ 27  
 68.97% \_ -0.48 \_ FALL \_ 1 days \_ AFTER \_ G-Me30PI \_ 29

(AM) American Greetings Corp. start Feb-12-1998

NONE

(AMAT) Applied Materials start Oct-16-1972

77.78% \_ 0.40 \_ RISE \_ 3 days \_ BEFORE \_ G-Me180Sa \_ 27  
 83.33% \_ 0.99 \_ RISE \_ 10 days \_ BEFORE \_ H-Ea0Sa \_ 24  
 70.73% \_ -0.90 \_ FALL \_ 1 days \_ BEFORE \_ G-Mo0Sa \_ 41  
 69.70% \_ -0.20 \_ FALL \_ 1 days \_ BEFORE \_ G-Me0Ma \_ 33  
 77.78% \_ -0.14 \_ FALL \_ 1 days \_ BEFORE \_ G-Ve150Ne \_ 45  
 74.07% \_ -0.09 \_ FALL \_ 1 days \_ BEFORE \_ G-Ma150Sa \_ 27  
 67.11% \_ 0.81 \_ RISE \_ 1 days \_ AFTER \_ G-Mo30Ma \_ 76  
 67.27% \_ 0.24 \_ RISE \_ 1 days \_ AFTER \_ G-Me30Ne \_ 55  
 73.17% \_ 0.11 \_ RISE \_ 1 days \_ AFTER \_ H-Ea120Ur \_ 41  
 74.07% \_ 0.26 \_ RISE \_ 3 days \_ AFTER \_ G-Me180PI \_ 27  
 71.79% \_ 0.24 \_ RISE \_ 3 days \_ AFTER \_ G-Su150Ju \_ 39  
 72.97% \_ 0.10 \_ RISE \_ 3 days \_ AFTER \_ H-Ve0Ne \_ 37  
 71.79% \_ -0.13 \_ FALL \_ 1 days \_ AFTER \_ G-Su120Ne \_ 39  
 67.65% \_ -0.26 \_ FALL \_ 1 days \_ AFTER \_ H-Ve180Ne \_ 34  
 74.19% \_ -0.29 \_ FALL \_ 1 days \_ AFTER \_ H-Ea60Ju \_ 31  
 68.18% \_ -0.56 \_ FALL \_ 3 days \_ AFTER \_ G-Su120Sa \_ 44  
 74.36% \_ -0.32 \_ FALL \_ 3 days \_ AFTER \_ H-Ea60Ju \_ 39

(AMD) Advanced Micro Devices start Oct-4-1972

69.44% \_ 0.72 \_ RISE \_ 1 days \_ BEFORE \_ G-Mo0Ve \_ 36  
 73.33% \_ 0.46 \_ RISE \_ 1 days \_ BEFORE \_ G-Ve30Ju \_ 45  
 70.00% \_ 0.45 \_ RISE \_ 1 days \_ BEFORE \_ G-Ma150PI \_ 30  
 68.42% \_ 0.70 \_ RISE \_ 3 days \_ BEFORE \_ G-Ve90Ma \_ 38  
 74.19% \_ 0.62 \_ RISE \_ 3 days \_ BEFORE \_ G-Ma150PI \_ 31  
 68.42% \_ -0.78 \_ FALL \_ 1 days \_ BEFORE \_ G-Mo0Sa \_ 38  
 71.43% \_ -0.46 \_ FALL \_ 1 days \_ BEFORE \_ G-Ve0Ne \_ 28

68.63% \_ -0.57 \_ FALL \_ 3 days \_ BEFORE \_ G-Su150PI \_ 51  
 72.97% \_ -0.59 \_ FALL \_ 3 days \_ BEFORE \_ H-Ve180Ju \_ 37  
 71.79% \_ -0.56 \_ FALL \_ 3 days \_ BEFORE \_ H-Ve0Sa \_ 39  
 67.74% \_ 0.65 \_ RISE \_ 1 days \_ AFTER \_ G-Ve90Ma \_ 31  
 69.57% \_ 0.36 \_ RISE \_ 1 days \_ AFTER \_ H-Ve120Ur \_ 69  
 67.57% \_ 0.43 \_ RISE \_ 1 days \_ AFTER \_ H-Ve180PI \_ 37  
 72.41% \_ 0.63 \_ RISE \_ 3 days \_ AFTER \_ G-Ve60Ma \_ 29  
 68.42% \_ 0.99 \_ RISE \_ 3 days \_ AFTER \_ G-Ve90Ma \_ 38  
 68.25% \_ -0.34 \_ FALL \_ 1 days \_ AFTER \_ G-Me30Ju \_ 63  
 68.09% \_ -0.29 \_ FALL \_ 1 days \_ AFTER \_ G-Ve150Ne \_ 47  
 68.18% \_ -0.40 \_ FALL \_ 1 days \_ AFTER \_ G-Su60Sa \_ 44  
 68.29% \_ -0.36 \_ FALL \_ 1 days \_ AFTER \_ G-Su60Ur \_ 41  
 73.47% \_ -0.31 \_ FALL \_ 1 days \_ AFTER \_ H-Ve60Ma \_ 49  
 68.57% \_ -0.37 \_ FALL \_ 1 days \_ AFTER \_ H-Ve0Ju \_ 35  
 68.18% \_ -0.34 \_ FALL \_ 1 days \_ AFTER \_ H-Ea30Ur \_ 44  
 68.09% \_ -0.35 \_ FALL \_ 3 days \_ AFTER \_ G-Su30Ur \_ 47  
 74.07% \_ -0.45 \_ FALL \_ 3 days \_ AFTER \_ H-Ve0Ma \_ 27

(AMFM) Chancellor Media start June-9-1997

68.42% \_ 1.08 \_ RISE \_ 1 days \_ BEFORE \_ G-Mo120Ne \_ 38  
 68.57% \_ -1.08 \_ FALL \_ 1 days \_ BEFORE \_ G-Mo90Ve \_ 35  
 67.57% \_ -1.02 \_ FALL \_ 1 days \_ BEFORE \_ G-Mo90Ne \_ 37  
 67.65% \_ -1.37 \_ FALL \_ 1 days \_ AFTER \_ G-Mo120Ve \_ 34  
 67.65% \_ -1.05 \_ FALL \_ 1 days \_ AFTER \_ G-Mo150Ju \_ 34

(AMGN) Amgen start June-17-1983

69.23% \_ 1.48 \_ RISE \_ 1 days \_ BEFORE \_ G-Mo0Ve \_ 39  
 69.44% \_ 0.68 \_ RISE \_ 1 days \_ BEFORE \_ G-Me60Sa \_ 36  
 68.29% \_ 0.57 \_ RISE \_ 1 days \_ BEFORE \_ G-Me30Ne \_ 41  
 76.92% \_ 0.55 \_ RISE \_ 1 days \_ BEFORE \_ H-Ea150Sa \_ 26  
 70.97% \_ 0.42 \_ RISE \_ 1 days \_ BEFORE \_ H-Ea90Ur \_ 31  
 74.07% \_ 0.58 \_ RISE \_ 3 days \_ BEFORE \_ G-Me90Ma \_ 27  
 71.88% \_ 0.73 \_ RISE \_ 3 days \_ BEFORE \_ G-Me120PI \_ 32  
 76.67% \_ 1.03 \_ RISE \_ 3 days \_ BEFORE \_ G-Su30Sa \_ 30  
 75.00% \_ 0.81 \_ RISE \_ 3 days \_ BEFORE \_ G-Su30PI \_ 32  
 74.19% \_ 1.11 \_ RISE \_ 3 days \_ BEFORE \_ G-Su60PI \_ 31  
 70.59% \_ 0.60 \_ RISE \_ 3 days \_ BEFORE \_ H-Ve90Ne \_ 51  
 71.43% \_ 1.05 \_ RISE \_ 3 days \_ BEFORE \_ H-Ea120Sa \_ 28  
 72.41% \_ 0.93 \_ RISE \_ 3 days \_ BEFORE \_ H-Ea150Sa \_ 29  
 68.97% \_ 0.46 \_ RISE \_ 3 days \_ BEFORE \_ H-Ea60Ne \_ 29  
 75.00% \_ 0.84 \_ RISE \_ 3 days \_ BEFORE \_ H-Ea150PI \_ 32  
 68.75% \_ -0.39 \_ FALL \_ 1 days \_ BEFORE \_ G-Me120Sa \_ 32  
 71.88% \_ -0.25 \_ FALL \_ 1 days \_ BEFORE \_ G-Me150Ur \_ 32



67.74% \_ -0.36 \_ FALL \_ 1 days \_ BEFORE \_ H-Ve30Ma \_ 31  
 67.35% \_ -0.40 \_ FALL \_ 1 days \_ BEFORE \_ H-Ve120Pl \_ 49  
 68.97% \_ -0.69 \_ FALL \_ 1 days \_ BEFORE \_ H-Ea90Pl \_ 29  
 68.35% \_ 0.51 \_ RISE \_ 1 days \_ AFTER \_ G-Me30Ve \_ 79  
 75.00% \_ 0.39 \_ RISE \_ 1 days \_ AFTER \_ G-Su90Ur \_ 28  
 70.97% \_ 0.98 \_ RISE \_ 3 days \_ AFTER \_ G-Ve150Ne \_ 31  
 73.33% \_ 1.25 \_ RISE \_ 3 days \_ AFTER \_ G-Ve30Pl \_ 30  
 74.07% \_ 0.69 \_ RISE \_ 3 days \_ AFTER \_ G-Su90Ur \_ 27  
 71.88% \_ 0.72 \_ RISE \_ 3 days \_ AFTER \_ G-Su30Ne \_ 32  
 68.09% \_ 1.04 \_ RISE \_ 3 days \_ AFTER \_ H-Ve120Ne \_ 47  
 71.88% \_ -0.35 \_ FALL \_ 1 days \_ AFTER \_ G-Me120Ju \_ 32  
 74.07% \_ -0.31 \_ FALL \_ 1 days \_ AFTER \_ G-Su150Ur \_ 27  
 68.29% \_ -0.44 \_ FALL \_ 1 days \_ AFTER \_ H-Ve120Ur \_ 41

(AMP) AMP Inc. start Jan-3-1968

67.74% \_ 0.28 \_ RISE \_ 1 days \_ BEFORE \_ H-Ea0Pl \_ 31  
 69.39% \_ -0.22 \_ FALL \_ 1 days \_ BEFORE \_ G-Me0Ma \_ 49  
 67.92% \_ -0.33 \_ FALL \_ 1 days \_ BEFORE \_ G-Su60Ur \_ 53  
 69.64% \_ -0.23 \_ FALL \_ 1 days \_ BEFORE \_ G-Su150Ur \_ 56  
 67.74% \_ -0.23 \_ FALL \_ 1 days \_ BEFORE \_ G-Ma120Ju \_ 31  
 67.39% \_ -0.25 \_ FALL \_ 1 days \_ BEFORE \_ H-Ve180Ne \_ 46  
 67.80% \_ -0.17 \_ FALL \_ 1 days \_ BEFORE \_ H-Ea120Ne \_ 59  
 75.86% \_ -0.21 \_ FALL \_ 1 days \_ BEFORE \_ H-Ma90Ur \_ 29  
 68.57% \_ -0.59 \_ FALL \_ 3 days \_ BEFORE \_ G-Ma150Ur \_ 35  
 80.00% \_ 0.82 \_ RISE \_ 1 days \_ AFTER \_ H-Ea0Ur \_ 30  
 71.05% \_ 0.31 \_ RISE \_ 3 days \_ AFTER \_ G-Me0Ju \_ 38  
 68.97% \_ 0.47 \_ RISE \_ 3 days \_ AFTER \_ H-Ea120Ma \_ 29  
 70.97% \_ 0.74 \_ RISE \_ 3 days \_ AFTER \_ H-Ea0Ur \_ 31  
 68.97% \_ 0.47 \_ RISE \_ 3 days \_ AFTER \_ H-Ma150Sa \_ 29  
 70.00% \_ -0.16 \_ FALL \_ 1 days \_ AFTER \_ G-Me180Sa \_ 30  
 71.43% \_ -0.16 \_ FALL \_ 1 days \_ AFTER \_ G-Me0Ne \_ 35  
 74.07% \_ -0.17 \_ FALL \_ 1 days \_ AFTER \_ G-Ma30Ju \_ 27  
 69.70% \_ -0.21 \_ FALL \_ 1 days \_ AFTER \_ H-Ve60Ea \_ 33  
 67.39% \_ -0.21 \_ FALL \_ 1 days \_ AFTER \_ H-Ve150Ne \_ 92  
 71.43% \_ -0.20 \_ FALL \_ 1 days \_ AFTER \_ H-Ma90Sa \_ 28  
 68.97% \_ -0.25 \_ FALL \_ 1 days \_ AFTER \_ H-Ma90Pl \_ 29  
 70.00% \_ -0.15 \_ FALL \_ 1 days \_ AFTER \_ H-Ma150Pl \_ 30  
 77.42% \_ -0.34 \_ FALL \_ 3 days \_ AFTER \_ G-Ve0Ju \_ 31

(AMR) AMR Corp start Jan-3-1968

70.59% \_ 0.57 \_ RISE \_ 3 days \_ BEFORE \_ G-Me180Sa \_ 34  
 70.00% \_ 0.83 \_ RISE \_ 3 days \_ BEFORE \_ H-Ea180Ur \_ 30  
 71.43% \_ 0.75 \_ RISE \_ 3 days \_ BEFORE \_ H-Ma120Ju \_ 28

70.73% \_ -0.67 \_ FALL \_ 1 days \_ BEFORE \_ G-Mo0Ne \_ 41  
 70.45% \_ -0.29 \_ FALL \_ 1 days \_ BEFORE \_ G-Me0Ma \_ 44  
 67.65% \_ -0.37 \_ FALL \_ 1 days \_ BEFORE \_ G-Ma150Ur \_ 34  
 74.29% \_ -0.42 \_ FALL \_ 1 days \_ BEFORE \_ H-Ve60Ea \_ 35  
 74.07% \_ -0.30 \_ FALL \_ 1 days \_ BEFORE \_ H-Ea0Ne \_ 27  
 68.97% \_ -0.38 \_ FALL \_ 1 days \_ BEFORE \_ H-Ma90Ur \_ 29  
 68.66% \_ -0.88 \_ FALL \_ 3 days \_ BEFORE \_ G-Me90Ju \_ 67  
 74.19% \_ -0.66 \_ FALL \_ 3 days \_ BEFORE \_ H-Ma150Sa \_ 31  
 67.57% \_ 0.73 \_ RISE \_ 1 days \_ AFTER \_ G-Mo0Ma \_ 37  
 68.97% \_ 0.28 \_ RISE \_ 1 days \_ AFTER \_ H-Ma30Ur \_ 29  
 75.00% \_ 1.43 \_ RISE \_ 3 days \_ AFTER \_ G-Ma90Ju \_ 28  
 71.43% \_ 0.63 \_ RISE \_ 3 days \_ AFTER \_ H-Ma30Ju \_ 28  
 70.97% \_ 0.51 \_ RISE \_ 3 days \_ AFTER \_ H-Ma30Ur \_ 31  
 69.09% \_ -0.38 \_ FALL \_ 1 days \_ AFTER \_ G-Ve150Ju \_ 55  
 67.27% \_ -0.51 \_ FALL \_ 1 days \_ AFTER \_ G-Su60Pl \_ 55  
 88.46% \_ -0.52 \_ FALL \_ 1 days \_ AFTER \_ G-Ma90Sa \_ 26  
 71.43% \_ -0.40 \_ FALL \_ 1 days \_ AFTER \_ G-Ma120Sa \_ 28  
 68.97% \_ -0.38 \_ FALL \_ 1 days \_ AFTER \_ G-Ma90Ne \_ 29  
 68.75% \_ -0.41 \_ FALL \_ 1 days \_ AFTER \_ G-Ma120Ne \_ 32  
 73.33% \_ -0.26 \_ FALL \_ 1 days \_ AFTER \_ H-Ve30Ea \_ 30  
 68.24% \_ -0.34 \_ FALL \_ 1 days \_ AFTER \_ H-Ve60Sa \_ 85  
 68.97% \_ -0.57 \_ FALL \_ 1 days \_ AFTER \_ H-Ea0Ju \_ 29  
 72.55% \_ -0.48 \_ FALL \_ 1 days \_ AFTER \_ H-Ea120Pl \_ 51  
 71.43% \_ -0.61 \_ FALL \_ 3 days \_ AFTER \_ G-Ve180Ur \_ 28  
 73.33% \_ -0.43 \_ FALL \_ 3 days \_ AFTER \_ G-Ma30Ne \_ 30  
 68.75% \_ -0.72 \_ FALL \_ 3 days \_ AFTER \_ G-Ma120Pl \_ 32  
 68.97% \_ -0.55 \_ FALL \_ 3 days \_ AFTER \_ H-Ea0Ju \_ 29  
 71.88% \_ -0.82 \_ FALL \_ 3 days \_ AFTER \_ H-Ma150Ne \_ 32

(AMZN) Amazon.com start July-31-1996

67.39% \_ 2.79 \_ RISE \_ 1 days \_ AFTER \_ G-Mo150Me \_ 46

(ANDW) Andrew Corp. start June-24-1980

69.57% \_ 0.30 \_ RISE \_ 3 days \_ BEFORE \_ G-Me30Sa \_ 46  
 69.77% \_ 0.45 \_ RISE \_ 3 days \_ BEFORE \_ G-Me60Ne \_ 43  
 68.57% \_ 0.32 \_ RISE \_ 3 days \_ BEFORE \_ G-Ve120Ur \_ 35  
 74.19% \_ 0.40 \_ RISE \_ 3 days \_ BEFORE \_ H-Ea30Ju \_ 31  
 70.59% \_ 0.47 \_ RISE \_ 3 days \_ BEFORE \_ H-Ea120Ne \_ 34  
 80.77% \_ 0.68 \_ RISE \_ 10 days \_ BEFORE \_ G-Me0Sa \_ 26  
 72.60% \_ -0.85 \_ FALL \_ 1 days \_ BEFORE \_ G-Mo150Me \_ 73  
 70.73% \_ -1.34 \_ FALL \_ 1 days \_ BEFORE \_ G-Mo180Ju \_ 41  
 71.43% \_ -0.64 \_ FALL \_ 1 days \_ BEFORE \_ G-Mo0Ur \_ 42  
 67.65% \_ -0.32 \_ FALL \_ 1 days \_ BEFORE \_ G-Ve60Ne \_ 34

69.05% \_ -0.39 \_ FALL \_ 3 days \_ BEFORE \_ G-Me60Ve \_ 42  
 74.29% \_ 0.24 \_ RISE \_ 1 days \_ AFTER \_ G-Ve150PI \_ 35  
 71.43% \_ 0.16 \_ RISE \_ 1 days \_ AFTER \_ H-Ve0Ur \_ 28  
 70.97% \_ 0.19 \_ RISE \_ 1 days \_ AFTER \_ H-Ea30Ne \_ 31  
 75.86% \_ 0.25 \_ RISE \_ 1 days \_ AFTER \_ H-Ea120Ne \_ 29  
 69.44% \_ 0.53 \_ RISE \_ 3 days \_ AFTER \_ G-Ve30PI \_ 36  
 79.41% \_ 0.47 \_ RISE \_ 3 days \_ AFTER \_ G-Ve150PI \_ 34  
 76.47% \_ -0.11 \_ FALL \_ 1 days \_ AFTER \_ G-Ve60Sa \_ 34  
 68.75% \_ -0.15 \_ FALL \_ 1 days \_ AFTER \_ H-Ea30Sa \_ 32  
 69.70% \_ -0.25 \_ FALL \_ 1 days \_ AFTER \_ H-Ea90Ne \_ 33  
 71.79% \_ -0.58 \_ FALL \_ 3 days \_ AFTER \_ G-Me90Sa \_ 39  
 68.75% \_ -0.40 \_ FALL \_ 3 days \_ AFTER \_ H-Ea120Ju \_ 32  
 68.57% \_ -0.51 \_ FALL \_ 3 days \_ AFTER \_ H-Ea60Ur \_ 35  
 69.70% \_ -0.42 \_ FALL \_ 3 days \_ AFTER \_ H-Ea90Ne \_ 33

(ANV) Aeroquip-Vickers start Feb-13-1998

NONE

(AOC) Aon Corp start March-7-1972

83.33% \_ 0.15 \_ RISE \_ 1 days \_ BEFORE \_ G-Ve0Ur \_ 24  
 68.89% \_ 0.26 \_ RISE \_ 1 days \_ BEFORE \_ G-Ve90Ne \_ 45  
 67.39% \_ 0.26 \_ RISE \_ 1 days \_ BEFORE \_ H-Ea30Ju \_ 46  
 70.97% \_ 0.55 \_ RISE \_ 3 days \_ BEFORE \_ G-Ve60Ma \_ 31  
 68.00% \_ 0.33 \_ RISE \_ 3 days \_ BEFORE \_ G-Ve120Ju \_ 50  
 83.33% \_ 0.29 \_ RISE \_ 3 days \_ BEFORE \_ G-Ma30Ju \_ 24  
 72.15% \_ 0.41 \_ RISE \_ 3 days \_ BEFORE \_ H-Ve30Ur \_ 79  
 80.77% \_ 0.33 \_ RISE \_ 3 days \_ BEFORE \_ H-Ma90PI \_ 26  
 80.00% \_ 0.70 \_ RISE \_ 10 days \_ BEFORE \_ G-Ma90Ne \_ 30  
 72.22% \_ -1.09 \_ FALL \_ 1 days \_ BEFORE \_ G-Mo0Sa \_ 36  
 72.97% \_ 0.83 \_ RISE \_ 1 days \_ AFTER \_ G-Mo0Ur \_ 37  
 72.22% \_ 0.64 \_ RISE \_ 1 days \_ AFTER \_ G-Mo0PI \_ 36  
 68.83% \_ 0.75 \_ RISE \_ 1 days \_ AFTER \_ G-Mo60PI \_ 77  
 70.00% \_ 0.27 \_ RISE \_ 1 days \_ AFTER \_ G-Me0Ma \_ 40  
 67.80% \_ 0.27 \_ RISE \_ 1 days \_ AFTER \_ G-Me30Ne \_ 59  
 72.41% \_ 0.17 \_ RISE \_ 1 days \_ AFTER \_ G-Ve120Ma \_ 29  
 75.00% \_ 0.25 \_ RISE \_ 1 days \_ AFTER \_ G-Ve180Ne \_ 28  
 68.89% \_ 0.22 \_ RISE \_ 1 days \_ AFTER \_ G-Su30Ne \_ 45  
 71.88% \_ 0.28 \_ RISE \_ 1 days \_ AFTER \_ H-Ve120Ea \_ 32  
 68.42% \_ 0.46 \_ RISE \_ 3 days \_ AFTER \_ H-Ve180Ur \_ 38  
 69.23% \_ 0.42 \_ RISE \_ 3 days \_ AFTER \_ H-Ve0Ne \_ 39  
 68.75% \_ 0.54 \_ RISE \_ 3 days \_ AFTER \_ H-Ea30Ju \_ 48  
 69.77% \_ -0.24 \_ FALL \_ 1 days \_ AFTER \_ G-Su120Ne \_ 43  
 71.88% \_ -0.17 \_ FALL \_ 1 days \_ AFTER \_ H-Ve180Ur \_ 32

71.43% \_ -0.20 \_ FALL \_ 1 days \_ AFTER \_ H-Ea120Ju \_ 42  
 75.86% \_ -0.52 \_ FALL \_ 3 days \_ AFTER \_ G-Ma120Ne \_ 29

(AOL) America Online start March-23-1992

67.50% \_ 1.24 \_ RISE \_ 1 days \_ BEFORE \_ G-Mo0PI \_ 40  
 67.65% \_ 1.04 \_ RISE \_ 1 days \_ BEFORE \_ H-Me120Ve \_ 34  
 69.77% \_ 1.05 \_ RISE \_ 1 days \_ BEFORE \_ H-Me120Ea \_ 43  
 75.76% \_ 1.99 \_ RISE \_ 3 days \_ BEFORE \_ H-Me120Ve \_ 33  
 69.39% \_ 1.88 \_ RISE \_ 3 days \_ BEFORE \_ H-Me120Ma \_ 49  
 71.43% \_ 2.09 \_ RISE \_ 3 days \_ BEFORE \_ H-Me150Sa \_ 56  
 71.43% \_ 0.91 \_ RISE \_ 3 days \_ BEFORE \_ H-Me180Ur \_ 28  
 70.00% \_ 1.84 \_ RISE \_ 1 days \_ AFTER \_ G-Mo0PI \_ 40  
 68.75% \_ 0.51 \_ RISE \_ 1 days \_ AFTER \_ H-Me120Ma \_ 48  
 68.52% \_ 0.78 \_ RISE \_ 1 days \_ AFTER \_ H-Me150Ur \_ 54  
 78.57% \_ 1.58 \_ RISE \_ 3 days \_ AFTER \_ H-Me150Ur \_ 56  
 76.79% \_ 1.33 \_ RISE \_ 3 days \_ AFTER \_ H-Me150Ne \_ 56  
 82.14% \_ 1.76 \_ RISE \_ 10 days \_ AFTER \_ H-Me180PI \_ 28  
 70.37% \_ -0.47 \_ FALL \_ 1 days \_ AFTER \_ H-Me120Ur \_ 54

(APA) Apache Corp start Jan-3-1968

74.07% \_ 0.45 \_ RISE \_ 3 days \_ BEFORE \_ G-Ma90Sa \_ 27  
 70.59% \_ -0.58 \_ FALL \_ 1 days \_ BEFORE \_ G-Mo180Su \_ 34  
 70.37% \_ -0.28 \_ FALL \_ 1 days \_ BEFORE \_ G-Ve90Ur \_ 54  
 68.87% \_ -0.27 \_ FALL \_ 1 days \_ BEFORE \_ H-Me0PI \_ 106  
 68.09% \_ -0.20 \_ FALL \_ 1 days \_ BEFORE \_ H-Ea90PI \_ 47  
 74.07% \_ -0.21 \_ FALL \_ 1 days \_ BEFORE \_ H-Ma90Ur \_ 27  
 73.68% \_ -0.44 \_ FALL \_ 3 days \_ BEFORE \_ G-Ve120Ma \_ 38  
 69.57% \_ -0.46 \_ FALL \_ 3 days \_ BEFORE \_ H-Ve180Ur \_ 46  
 72.22% \_ 0.64 \_ RISE \_ 1 days \_ AFTER \_ G-Mo180Ve \_ 36  
 70.59% \_ 0.43 \_ RISE \_ 1 days \_ AFTER \_ G-Ve90Ma \_ 34  
 68.57% \_ 0.28 \_ RISE \_ 1 days \_ AFTER \_ H-Ve0Sa \_ 35  
 82.05% \_ 0.32 \_ RISE \_ 1 days \_ AFTER \_ H-Ve0Ur \_ 39  
 68.29% \_ 0.23 \_ RISE \_ 1 days \_ AFTER \_ H-Ea120Ju \_ 41  
 77.78% \_ 0.27 \_ RISE \_ 1 days \_ AFTER \_ H-Ea180Ur \_ 27  
 69.09% \_ 0.58 \_ RISE \_ 3 days \_ AFTER \_ G-Me150Ju \_ 55  
 71.43% \_ 0.51 \_ RISE \_ 3 days \_ AFTER \_ G-Ma60Ne \_ 28  
 71.43% \_ 0.50 \_ RISE \_ 3 days \_ AFTER \_ H-Ma60Sa \_ 28  
 74.07% \_ -0.22 \_ FALL \_ 1 days \_ AFTER \_ G-Me180Ju \_ 27  
 67.74% \_ -0.32 \_ FALL \_ 1 days \_ AFTER \_ G-Ve60Ma \_ 31  
 68.63% \_ -0.30 \_ FALL \_ 1 days \_ AFTER \_ G-Ve90Sa \_ 51  
 70.59% \_ -0.37 \_ FALL \_ 1 days \_ AFTER \_ G-Ve60PI \_ 51  
 93.94% \_ -0.27 \_ FALL \_ 1 days \_ AFTER \_ H-Ve30Ea \_ 33  
 75.00% \_ -0.30 \_ FALL \_ 1 days \_ AFTER \_ H-Ve180Ma \_ 28

82.35% \_ -0.39 \_ FALL \_ 3 days \_ AFTER \_ H-Ve30Ea \_ 34  
 70.59% \_ -0.38 \_ FALL \_ 3 days \_ AFTER \_ H-Ve90Ea \_ 34  
 74.19% \_ -0.51 \_ FALL \_ 3 days \_ AFTER \_ H-Ve180Ma \_ 31  
 68.29% \_ -0.50 \_ FALL \_ 3 days \_ AFTER \_ H-Ve180Ju \_ 41  
 71.43% \_ -0.38 \_ FALL \_ 3 days \_ AFTER \_ H-Ea0Ne \_ 28  
 95.83% \_ -0.50 \_ FALL \_ 3 days \_ AFTER \_ H-Ea180PI \_ 24  
 70.00% \_ -0.50 \_ FALL \_ 3 days \_ AFTER \_ H-Ma90Ur \_ 30

(APC) Anadarko Petroleum Corp. start Sept-9-1986

68.97% \_ 0.77 \_ RISE \_ 3 days \_ BEFORE \_ G-Me150Ur \_ 29  
 69.23% \_ 0.55 \_ RISE \_ 3 days \_ BEFORE \_ H-Ve120Ur \_ 39  
 68.83% \_ -0.44 \_ FALL \_ 1 days \_ BEFORE \_ G-Mo90Me \_ 77  
 67.53% \_ -0.52 \_ FALL \_ 1 days \_ BEFORE \_ G-Mo120Ve \_ 77  
 69.44% \_ -0.47 \_ FALL \_ 1 days \_ BEFORE \_ G-Mo0Su \_ 36  
 67.57% \_ -0.41 \_ FALL \_ 1 days \_ BEFORE \_ G-Mo180Su \_ 37  
 67.50% \_ -0.48 \_ FALL \_ 1 days \_ BEFORE \_ G-Mo30Ju \_ 80  
 69.23% \_ -0.47 \_ FALL \_ 1 days \_ BEFORE \_ G-Mo180Sa \_ 39  
 76.92% \_ -0.26 \_ FALL \_ 1 days \_ BEFORE \_ G-Me120Ju \_ 26  
 68.18% \_ -0.37 \_ FALL \_ 1 days \_ BEFORE \_ H-Me180Ma \_ 44  
 68.89% \_ -0.46 \_ FALL \_ 1 days \_ BEFORE \_ H-Me0Ju \_ 45  
 69.39% \_ -0.28 \_ FALL \_ 1 days \_ BEFORE \_ H-Me0Sa \_ 49  
 67.02% \_ -0.35 \_ FALL \_ 1 days \_ BEFORE \_ H-Me60PI \_ 94  
 67.65% \_ -0.24 \_ FALL \_ 1 days \_ BEFORE \_ H-Ve150Ju \_ 34  
 70.27% \_ -0.39 \_ FALL \_ 1 days \_ BEFORE \_ H-Ve90PI \_ 37  
 70.21% \_ -0.59 \_ FALL \_ 3 days \_ BEFORE \_ H-Me0Sa \_ 47  
 80.77% \_ 0.52 \_ RISE \_ 3 days \_ AFTER \_ G-Me90Ju \_ 26  
 68.97% \_ 0.63 \_ RISE \_ 3 days \_ AFTER \_ G-Me150Ur \_ 29  
 68.57% \_ -0.62 \_ FALL \_ 1 days \_ AFTER \_ G-Mo0Ve \_ 35  
 69.23% \_ -0.63 \_ FALL \_ 1 days \_ AFTER \_ G-Mo180Sa \_ 39  
 82.76% \_ -0.40 \_ FALL \_ 1 days \_ AFTER \_ G-Me60Ju \_ 29  
 67.39% \_ -0.33 \_ FALL \_ 1 days \_ AFTER \_ H-Me120Ne \_ 93  
 75.00% \_ -0.38 \_ FALL \_ 1 days \_ AFTER \_ H-Ve30Ju \_ 32  
 71.43% \_ -0.29 \_ FALL \_ 1 days \_ AFTER \_ H-Ve30Sa \_ 35  
 75.00% \_ -0.28 \_ FALL \_ 1 days \_ AFTER \_ H-Ve60Ne \_ 36  
 70.59% \_ -0.52 \_ FALL \_ 3 days \_ AFTER \_ H-Ve60Ur \_ 34

(APCC) American Power Conversion start July-25-1988

71.05% \_ 0.77 \_ RISE \_ 1 days \_ BEFORE \_ G-Mo180Ma \_ 38  
 68.85% \_ 0.42 \_ RISE \_ 1 days \_ BEFORE \_ H-Me120Ea \_ 61  
 67.74% \_ -0.18 \_ FALL \_ 1 days \_ BEFORE \_ H-Ve30Ur \_ 31  
 74.19% \_ -0.42 \_ FALL \_ 1 days \_ BEFORE \_ H-Ve150Ne \_ 31  
 72.73% \_ -0.44 \_ FALL \_ 1 days \_ BEFORE \_ H-Ve60PI \_ 33

67.57% \_ 0.59 \_ RISE \_ 1 days \_ AFTER \_ G-Mo180Sa \_ 37  
 68.42% \_ 0.76 \_ RISE \_ 1 days \_ AFTER \_ G-Mo0Ne \_ 38  
 68.00% \_ 0.69 \_ RISE \_ 1 days \_ AFTER \_ G-Mo60PI \_ 75  
 68.75% \_ 0.37 \_ RISE \_ 1 days \_ AFTER \_ H-Me150Ur \_ 80  
 67.74% \_ 0.26 \_ RISE \_ 1 days \_ AFTER \_ H-Ve120Ju \_ 31  
 68.75% \_ 0.59 \_ RISE \_ 3 days \_ AFTER \_ H-Ve90Sa \_ 32  
 68.75% \_ -0.69 \_ FALL \_ 3 days \_ AFTER \_ H-Ve30Sa \_ 32

(APD) Air Products & Chemicals start Aug-26-1968

72.73% \_ 0.13 \_ RISE \_ 1 days \_ BEFORE \_ H-Ve30Ea \_ 33  
 70.00% \_ 0.19 \_ RISE \_ 1 days \_ BEFORE \_ H-Ve180Ma \_ 30  
 68.18% \_ 0.20 \_ RISE \_ 3 days \_ BEFORE \_ G-Me120Ju \_ 66  
 72.41% \_ 0.32 \_ RISE \_ 3 days \_ BEFORE \_ H-Ma90PI \_ 29  
 71.43% \_ -0.24 \_ FALL \_ 1 days \_ BEFORE \_ G-Me150Ju \_ 56  
 75.86% \_ -0.21 \_ FALL \_ 1 days \_ BEFORE \_ G-Ma120Ne \_ 29  
 70.00% \_ 2.29 \_ RISE \_ 1 days \_ AFTER \_ G-Mo0Ve \_ 30  
 67.57% \_ 0.42 \_ RISE \_ 1 days \_ AFTER \_ G-Mo90Ju \_ 74  
 68.29% \_ 0.29 \_ RISE \_ 1 days \_ AFTER \_ G-Mo180Sa \_ 41  
 68.18% \_ 0.17 \_ RISE \_ 1 days \_ AFTER \_ G-Me60Ma \_ 66  
 69.23% \_ 0.18 \_ RISE \_ 1 days \_ AFTER \_ G-Ve120Ju \_ 52  
 69.81% \_ 0.14 \_ RISE \_ 1 days \_ AFTER \_ G-Ve120PI \_ 53  
 70.00% \_ 0.19 \_ RISE \_ 1 days \_ AFTER \_ H-Ve0Sa \_ 40  
 71.88% \_ 0.36 \_ RISE \_ 3 days \_ AFTER \_ G-Me180Sa \_ 32  
 70.00% \_ 0.28 \_ RISE \_ 3 days \_ AFTER \_ G-Ve30Ur \_ 60  
 68.33% \_ 0.28 \_ RISE \_ 3 days \_ AFTER \_ G-Ve150Ur \_ 60  
 77.78% \_ 0.27 \_ RISE \_ 3 days \_ AFTER \_ G-Ma90Ju \_ 27  
 73.33% \_ 0.34 \_ RISE \_ 3 days \_ AFTER \_ H-Ma30Ne \_ 30  
 67.27% \_ -0.11 \_ FALL \_ 1 days \_ AFTER \_ G-Ve60PI \_ 55  
 67.35% \_ -0.22 \_ FALL \_ 1 days \_ AFTER \_ G-Su90Ju \_ 49  
 70.91% \_ -0.25 \_ FALL \_ 3 days \_ AFTER \_ G-Su60PI \_ 55  
 74.07% \_ -0.37 \_ FALL \_ 3 days \_ AFTER \_ H-Ea180PI \_ 27

(APOL) Apollo Group start Dec-7-1994

70.27% \_ 0.87 \_ RISE \_ 1 days \_ BEFORE \_ G-Mo180Me \_ 37  
 67.65% \_ 0.58 \_ RISE \_ 1 days \_ BEFORE \_ H-Me30Sa \_ 34  
 85.19% \_ 1.23 \_ RISE \_ 3 days \_ BEFORE \_ H-Me120Ea \_ 27  
 73.33% \_ 1.38 \_ RISE \_ 3 days \_ BEFORE \_ H-Me120Ma \_ 30  
 70.59% \_ 0.92 \_ RISE \_ 3 days \_ BEFORE \_ H-Me30Ne \_ 34  
 68.97% \_ 0.52 \_ RISE \_ 1 days \_ AFTER \_ H-Me120Sa \_ 29  
 73.53% \_ 0.77 \_ RISE \_ 1 days \_ AFTER \_ H-Me120Ne \_ 34  
 69.70% \_ 0.64 \_ RISE \_ 1 days \_ AFTER \_ H-Me120PI \_ 33  
 69.70% \_ 1.00 \_ RISE \_ 3 days \_ AFTER \_ H-Me60Ju \_ 33  
 70.59% \_ 1.33 \_ RISE \_ 3 days \_ AFTER \_ H-Me60Sa \_ 34

83.33% \_ -0.62 \_ FALL \_ 1 days \_ AFTER \_ H-Me90Ju \_ 30

(AR) ASARCO inc start Jan-3-1968

68.97% \_ 0.44 \_ RISE \_ 1 days \_ BEFORE \_ G-Ma120Sa \_ 29  
 76.32% \_ -0.35 \_ FALL \_ 1 days \_ BEFORE \_ G-Mo0Ur \_ 38  
 69.23% \_ -0.31 \_ FALL \_ 1 days \_ BEFORE \_ G-Mo0Ne \_ 39  
 67.82% \_ -0.39 \_ FALL \_ 1 days \_ BEFORE \_ H-Ve60Ju \_ 87  
 72.41% \_ -0.45 \_ FALL \_ 1 days \_ BEFORE \_ H-Ma120Pl \_ 29  
 68.75% \_ -0.76 \_ FALL \_ 3 days \_ BEFORE \_ G-Me90Ju \_ 64  
 69.81% \_ 0.49 \_ RISE \_ 1 days \_ AFTER \_ G-Su90Sa \_ 53  
 75.86% \_ 0.47 \_ RISE \_ 1 days \_ AFTER \_ G-Ma120Sa \_ 29  
 71.43% \_ 0.40 \_ RISE \_ 1 days \_ AFTER \_ H-Ma150Sa \_ 28  
 68.63% \_ 0.66 \_ RISE \_ 3 days \_ AFTER \_ G-Su120Pl \_ 51  
 68.97% \_ 0.93 \_ RISE \_ 3 days \_ AFTER \_ G-Ma90Ju \_ 29  
 70.59% \_ -0.47 \_ FALL \_ 1 days \_ AFTER \_ G-Ve150Ju \_ 51  
 100.00% \_ -0.39 \_ FALL \_ 1 days \_ AFTER \_ G-Su120Ma \_ 21  
 69.39% \_ -0.35 \_ FALL \_ 1 days \_ AFTER \_ G-Su30Ju \_ 49  
 67.86% \_ -0.38 \_ FALL \_ 1 days \_ AFTER \_ G-Su30Ur \_ 56  
 68.97% \_ -0.50 \_ FALL \_ 1 days \_ AFTER \_ G-Ma60Sa \_ 29  
 84.38% \_ -0.40 \_ FALL \_ 1 days \_ AFTER \_ G-Ma150Pl \_ 32  
 67.78% \_ -0.44 \_ FALL \_ 1 days \_ AFTER \_ H-Ve60Ne \_ 90  
 67.35% \_ -0.48 \_ FALL \_ 1 days \_ AFTER \_ H-Ea30Ju \_ 49  
 72.92% \_ -0.45 \_ FALL \_ 1 days \_ AFTER \_ H-Ea60Ju \_ 48  
 71.43% \_ -0.36 \_ FALL \_ 1 days \_ AFTER \_ H-Ea0Pl \_ 28  
 70.97% \_ -0.65 \_ FALL \_ 3 days \_ AFTER \_ G-Ve60Sa \_ 62  
 75.86% \_ -0.67 \_ FALL \_ 3 days \_ AFTER \_ G-Ma90Ur \_ 29  
 70.97% \_ -0.70 \_ FALL \_ 3 days \_ AFTER \_ H-Ve0Ma \_ 31  
 69.32% \_ -0.80 \_ FALL \_ 3 days \_ AFTER \_ H-Ve60Ne \_ 88  
 71.43% \_ -0.68 \_ FALL \_ 3 days \_ AFTER \_ H-Ea150Ma \_ 28  
 84.62% \_ -0.87 \_ FALL \_ 3 days \_ AFTER \_ H-Ea0Ju \_ 26  
 85.19% \_ -1.59 \_ FALL \_ 10 days \_ AFTER \_ H-Ea0Ju \_ 27

(ARC) Atlantic Richfield start Aug-26-1969

68.18% \_ 0.72 \_ RISE \_ 1 days \_ BEFORE \_ H-Ve180Ju \_ 44  
 70.18% \_ 1.06 \_ RISE \_ 3 days \_ BEFORE \_ G-Ve150Ju \_ 57  
 68.42% \_ 1.15 \_ RISE \_ 3 days \_ BEFORE \_ G-Su90Ne \_ 57  
 68.97% \_ 1.32 \_ RISE \_ 3 days \_ BEFORE \_ G-Ma90Sa \_ 29  
 70.97% \_ 0.84 \_ RISE \_ 3 days \_ BEFORE \_ H-Ma90Pl \_ 31  
 68.57% \_ -0.66 \_ FALL \_ 1 days \_ BEFORE \_ H-Ve60Ea \_ 35  
 68.09% \_ -0.65 \_ FALL \_ 1 days \_ BEFORE \_ H-Ve180Pl \_ 47  
 70.00% \_ -1.41 \_ FALL \_ 3 days \_ BEFORE \_ G-Ve0Ma \_ 30  
 68.97% \_ -0.97 \_ FALL \_ 3 days \_ BEFORE \_ G-Ve180Ju \_ 29  
 72.97% \_ 1.04 \_ RISE \_ 1 days \_ AFTER \_ G-Mo180Su \_ 37

67.21% \_ 0.77 \_ RISE \_ 1 days \_ AFTER \_ G-Me150Ne \_ 61  
 70.97% \_ 0.66 \_ RISE \_ 1 days \_ AFTER \_ G-Ve0Ju \_ 31  
 72.41% \_ 0.52 \_ RISE \_ 1 days \_ AFTER \_ G-Ma90Ju \_ 29  
 68.09% \_ 0.88 \_ RISE \_ 1 days \_ AFTER \_ H-Ea30Ju \_ 47  
 68.52% \_ 1.06 \_ RISE \_ 3 days \_ AFTER \_ G-Su60Pl \_ 54  
 70.00% \_ -0.62 \_ FALL \_ 1 days \_ AFTER \_ G-Ve180Pl \_ 30  
 84.00% \_ -0.67 \_ FALL \_ 1 days \_ AFTER \_ G-Ma90Sa \_ 25  
 68.75% \_ -0.88 \_ FALL \_ 1 days \_ AFTER \_ G-Ma90Ne \_ 32  
 70.00% \_ -0.41 \_ FALL \_ 1 days \_ AFTER \_ H-Ve90Ma \_ 60  
 69.77% \_ -0.64 \_ FALL \_ 1 days \_ AFTER \_ H-Ea150Ju \_ 43  
 69.81% \_ -1.38 \_ FALL \_ 3 days \_ AFTER \_ G-Ve30Ju \_ 53  
 72.41% \_ -1.25 \_ FALL \_ 3 days \_ AFTER \_ G-Ma90Sa \_ 29  
 70.59% \_ -1.18 \_ FALL \_ 3 days \_ AFTER \_ G-Ma120Ne \_ 34

(ASC) American Stores Co. start Jan-4-1968

67.24% \_ 0.16 \_ RISE \_ 1 days \_ BEFORE \_ G-Ve120Pl \_ 58  
 67.74% \_ 0.20 \_ RISE \_ 1 days \_ BEFORE \_ H-Ma90Pl \_ 31  
 69.70% \_ 0.28 \_ RISE \_ 3 days \_ BEFORE \_ G-Me180Sa \_ 33  
 68.75% \_ 0.24 \_ RISE \_ 3 days \_ BEFORE \_ G-Ve180Pl \_ 32  
 68.75% \_ 0.36 \_ RISE \_ 3 days \_ BEFORE \_ G-Ma30Sa \_ 32  
 70.00% \_ 0.25 \_ RISE \_ 3 days \_ BEFORE \_ H-Ea150Pl \_ 60  
 70.97% \_ 0.41 \_ RISE \_ 3 days \_ BEFORE \_ H-Ma90Pl \_ 31  
 68.89% \_ -0.25 \_ FALL \_ 1 days \_ BEFORE \_ H-Ve0Ne \_ 45  
 67.61% \_ 0.56 \_ RISE \_ 1 days \_ AFTER \_ G-Mo120Su \_ 71  
 71.79% \_ 0.58 \_ RISE \_ 1 days \_ AFTER \_ G-Mo0Ur \_ 39  
 69.44% \_ 0.15 \_ RISE \_ 1 days \_ AFTER \_ G-Ve90Ma \_ 36  
 69.74% \_ 0.17 \_ RISE \_ 1 days \_ AFTER \_ H-Ve90Ju \_ 76  
 75.00% \_ 0.17 \_ RISE \_ 1 days \_ AFTER \_ H-Ma30Ur \_ 28  
 74.07% \_ 0.24 \_ RISE \_ 3 days \_ AFTER \_ G-Ve0Ma \_ 27  
 68.57% \_ 0.32 \_ RISE \_ 3 days \_ AFTER \_ G-Ma120Ur \_ 35  
 68.13% \_ 0.29 \_ RISE \_ 3 days \_ AFTER \_ H-Ve120Ne \_ 91  
 76.36% \_ 0.30 \_ RISE \_ 3 days \_ AFTER \_ H-Ea90Ne \_ 55  
 70.18% \_ 0.14 \_ RISE \_ 3 days \_ AFTER \_ H-Ea120Ne \_ 57  
 69.23% \_ 0.40 \_ RISE \_ 3 days \_ AFTER \_ H-Ea60Pl \_ 52  
 68.97% \_ 0.37 \_ RISE \_ 3 days \_ AFTER \_ H-Ma30Sa \_ 29  
 71.79% \_ -0.13 \_ FALL \_ 1 days \_ AFTER \_ H-Ve180Sa \_ 39  
 69.05% \_ -0.19 \_ FALL \_ 1 days \_ AFTER \_ H-Ve0Ur \_ 42  
 69.09% \_ -0.13 \_ FALL \_ 1 days \_ AFTER \_ H-Ea120Pl \_ 55

(ASH) Ashland Inc start Jan-3-1968

71.43% \_ 0.25 \_ RISE \_ 1 days \_ BEFORE \_ G-Ma90Sa \_ 28  
 67.74% \_ -0.51 \_ FALL \_ 1 days \_ BEFORE \_ H-Ma90Ur \_ 31  
 68.42% \_ -0.48 \_ FALL \_ 3 days \_ BEFORE \_ H-Ea30Ne \_ 57

73.33% -0.81 FALL 3 days BEFORE H-Ma90Ur 30  
 70.59% 0.48 RISE 1 days AFTER G-Mo180Ve 34  
 70.27% 0.52 RISE 1 days AFTER G-Mo0PI 37  
 71.43% 0.36 RISE 1 days AFTER H-Ma30Ur 28  
 72.41% 0.55 RISE 3 days AFTER G-Ve0PI 29  
 68.66% -0.60 FALL 1 days AFTER G-Mo90Me 67  
 76.92% -0.51 FALL 1 days AFTER G-Mo180Sa 39  
 74.58% -0.31 FALL 1 days AFTER G-Ve120Ne 59  
 78.57% -0.33 FALL 1 days AFTER G-Ma90Sa 28  
 85.71% -0.23 FALL 1 days AFTER G-Ma150Ne 28  
 68.75% -0.18 FALL 1 days AFTER H-Ve150Ea 32  
 68.18% -0.27 FALL 1 days AFTER H-Ve0Sa 44  
 67.86% -0.22 FALL 1 days AFTER H-Ve90Sa 84  
 68.75% -0.28 FALL 1 days AFTER H-Ea60Sa 48  
 71.43% -0.21 FALL 1 days AFTER H-Ma150Ne 28  
 71.43% -0.48 FALL 3 days AFTER G-Su150Ne 56  
 71.26% -0.53 FALL 3 days AFTER H-Me180Ea 87  
 70.00% -0.47 FALL 3 days AFTER H-Ve60Ma 60  
 72.41% -0.52 FALL 3 days AFTER H-Ma90Sa 29  
 73.33% -0.31 FALL 3 days AFTER H-Ma30PI 30  
 82.76% -1.36 FALL 10 days AFTER H-Ma90Sa 29

(ASND) Ascend Communications start May-6-1994

67.09% 1.68 RISE 1 days BEFORE G-Mo60Ur 79  
 68.97% 2.32 RISE 3 days BEFORE H-Me120Ea 29  
 68.42% 2.25 RISE 3 days BEFORE H-Me120Ju 38  
 68.42% 1.41 RISE 3 days BEFORE H-Me150Ju 38  
 68.42% 1.85 RISE 3 days BEFORE H-Me60PI 38  
 72.22% -0.93 FALL 1 days BEFORE H-Me30Sa 36  
 71.05% 1.81 RISE 1 days AFTER G-Mo180Ve 38  
 72.22% 1.01 RISE 1 days AFTER H-Me30Sa 36  
 68.97% 1.94 RISE 3 days AFTER H-Me150Ea 29  
 72.97% 2.15 RISE 3 days AFTER H-Me90Sa 37  
 68.42% -1.35 FALL 1 days AFTER G-Mo0Me 38

(AT) ALLTEL Corp. start Jan-3-1968

74.07% 0.21 RISE 1 days BEFORE G-Ma120Sa 27  
 70.00% 0.19 RISE 3 days BEFORE G-Ve180Sa 30  
 70.97% 0.31 RISE 3 days BEFORE G-Ve0Ne 31  
 79.31% 0.32 RISE 3 days BEFORE G-Ma150Ju 29  
 74.07% -0.15 FALL 1 days BEFORE G-Ma30Ju 27  
 67.65% 0.52 RISE 1 days AFTER G-Mo180Me 34  
 68.57% 0.50 RISE 1 days AFTER G-Mo60Ve 70

75.68% 0.44 RISE 1 days AFTER G-Mo180PI 37  
 79.31% 0.11 RISE 1 days AFTER G-Me120Ma 29  
 68.75% 0.16 RISE 1 days AFTER G-Ve90Ma 32  
 77.55% 0.19 RISE 1 days AFTER G-Su30PI 49  
 73.33% 0.15 RISE 1 days AFTER G-Ma90PI 30  
 68.42% 0.17 RISE 1 days AFTER H-Ve180Sa 38  
 67.39% 0.13 RISE 1 days AFTER H-Ea60Ju 46  
 67.31% 0.17 RISE 1 days AFTER H-Ea120Ur 52  
 82.50% 0.19 RISE 1 days AFTER H-Ea90PI 40  
 70.59% 0.20 RISE 3 days AFTER G-Me120Ma 34  
 81.25% 0.14 RISE 3 days AFTER G-Me180Sa 32  
 75.00% 0.23 RISE 3 days AFTER G-Me180Ne 28  
 68.97% 0.21 RISE 3 days AFTER G-Ve90Ju 58  
 75.47% 0.27 RISE 3 days AFTER G-Ve90Sa 53  
 72.73% 0.26 RISE 3 days AFTER G-Su60Ne 55  
 76.47% 0.24 RISE 3 days AFTER G-Ma150Ur 34  
 76.67% 0.37 RISE 3 days AFTER G-Ma60PI 30  
 74.19% 0.25 RISE 3 days AFTER H-Ve90Ea 31  
 68.52% 0.21 RISE 3 days AFTER H-Ea120Ur 54  
 78.57% 0.43 RISE 3 days AFTER H-Ma120Sa 28  
 67.57% -0.15 FALL 1 days AFTER H-Ve0Ju 37  
 67.39% -0.16 FALL 1 days AFTER H-Ea120PI 46  
 76.92% -0.15 FALL 3 days AFTER G-Ve180Ne 26  
 72.55% -0.24 FALL 3 days AFTER H-Ea120PI 51  
 71.43% -0.13 FALL 3 days AFTER H-Ma60Ur 28  
 70.00% -0.16 FALL 3 days AFTER H-Ma90PI 30

(ATI) AirTouch Communications start Dec-7-1993

78.38% 1.11 RISE 1 days BEFORE G-Mo0Ve 37  
 71.43% 0.70 RISE 1 days BEFORE H-Me150Sa 35  
 68.42% 1.17 RISE 3 days AFTER H-Me150Sa 38  
 69.44% -0.57 FALL 1 days AFTER H-Me150PI 36

(ATML) Atmel Corp start March-20-1991

70.97% 0.45 RISE 1 days BEFORE H-Me180Ne 31  
 69.39% 0.86 RISE 3 days BEFORE H-Me120Ea 49  
 67.57% 0.85 RISE 1 days AFTER G-Mo150Me 74  
 72.41% 0.59 RISE 1 days AFTER H-Me180Ju 29  
 72.73% -0.65 FALL 1 days AFTER G-Mo180Me 33  
 67.92% -0.41 FALL 1 days AFTER H-Me90Ma 53

(AUD) Automatic Data Proc. start Jan-6-1968

68.29% 0.11 RISE 1 days BEFORE G-Ve90Ma 41

72.41% \_ 0.10 \_ RISE \_ 1 days \_ BEFORE \_ H-Ve180Ma \_ 29  
 67.39% \_ 0.15 \_ RISE \_ 1 days \_ BEFORE \_ H-Ve0Ju \_ 46  
 70.73% \_ 0.25 \_ RISE \_ 3 days \_ BEFORE \_ G-Ve90Ma \_ 41  
 68.18% \_ 0.35 \_ RISE \_ 3 days \_ BEFORE \_ G-Ve30PI \_ 66  
 68.52% \_ 0.46 \_ RISE \_ 3 days \_ BEFORE \_ G-Su150Ju \_ 54  
 68.85% \_ 0.27 \_ RISE \_ 3 days \_ BEFORE \_ G-Su30Ne \_ 61  
 70.97% \_ 0.15 \_ RISE \_ 3 days \_ BEFORE \_ G-Ma90Sa \_ 31  
 75.00% \_ 0.21 \_ RISE \_ 3 days \_ BEFORE \_ H-Ve30Ea \_ 36  
 72.34% \_ 0.38 \_ RISE \_ 3 days \_ BEFORE \_ H-Ve0Ju \_ 47  
 75.86% \_ 0.09 \_ RISE \_ 3 days \_ BEFORE \_ H-Ea0Ur \_ 29  
 71.79% \_ -0.67 \_ FALL \_ 1 days \_ BEFORE \_ G-Mo0Ma \_ 39  
 70.00% \_ -0.22 \_ FALL \_ 1 days \_ BEFORE \_ G-Ve0Ma \_ 30  
 68.97% \_ -0.23 \_ FALL \_ 1 days \_ BEFORE \_ G-Ve180Sa \_ 29  
 72.73% \_ -0.19 \_ FALL \_ 1 days \_ BEFORE \_ G-Ma120Ne \_ 33  
 69.44% \_ -0.29 \_ FALL \_ 3 days \_ BEFORE \_ H-Ve60Ea \_ 36  
 67.44% \_ 0.23 \_ RISE \_ 1 days \_ AFTER \_ G-Me0Ma \_ 43  
 73.33% \_ 0.27 \_ RISE \_ 1 days \_ AFTER \_ G-Ve0Ur \_ 30  
 75.00% \_ 0.15 \_ RISE \_ 1 days \_ AFTER \_ G-Ve0PI \_ 28  
 67.21% \_ 0.14 \_ RISE \_ 1 days \_ AFTER \_ G-Ve120PI \_ 61  
 89.66% \_ 0.17 \_ RISE \_ 1 days \_ AFTER \_ H-Ve180Ma \_ 29  
 67.74% \_ 0.12 \_ RISE \_ 1 days \_ AFTER \_ H-Ma150PI \_ 31  
 70.27% \_ 0.22 \_ RISE \_ 3 days \_ AFTER \_ G-Me120Ma \_ 37  
 74.19% \_ 0.29 \_ RISE \_ 3 days \_ AFTER \_ G-Ve0Ur \_ 31  
 68.97% \_ 0.38 \_ RISE \_ 3 days \_ AFTER \_ G-Ma60Ne \_ 29  
 69.44% \_ 0.23 \_ RISE \_ 3 days \_ AFTER \_ H-Ve60Ea \_ 36  
 68.75% \_ 0.36 \_ RISE \_ 3 days \_ AFTER \_ H-Ve0Ne \_ 48  
 67.65% \_ -0.48 \_ FALL \_ 1 days \_ AFTER \_ G-Mo180Ur \_ 34  
 70.00% \_ -0.19 \_ FALL \_ 3 days \_ AFTER \_ H-Ma60Ur \_ 30

(AVP) Avon Products start Jan-3-1968

68.92% \_ 0.56 \_ RISE \_ 1 days \_ BEFORE \_ G-Mo30Su \_ 74  
 70.00% \_ 0.52 \_ RISE \_ 1 days \_ BEFORE \_ G-Mo180Ma \_ 40  
 77.42% \_ 0.40 \_ RISE \_ 3 days \_ BEFORE \_ G-Ma90Sa \_ 31  
 68.09% \_ 0.36 \_ RISE \_ 3 days \_ BEFORE \_ H-Ve0Ju \_ 47  
 72.41% \_ 0.46 \_ RISE \_ 3 days \_ BEFORE \_ H-Ea0Sa \_ 29  
 68.85% \_ -0.21 \_ FALL \_ 1 days \_ BEFORE \_ G-Ve90Ur \_ 61  
 69.81% \_ -0.19 \_ FALL \_ 1 days \_ BEFORE \_ H-Ea60Ju \_ 53  
 69.09% \_ -0.18 \_ FALL \_ 1 days \_ BEFORE \_ H-Ea90Sa \_ 55  
 70.97% \_ -0.33 \_ FALL \_ 3 days \_ BEFORE \_ H-Ma60Ur \_ 31  
 73.33% \_ -0.44 \_ FALL \_ 3 days \_ BEFORE \_ H-Ma90Ur \_ 30  
 68.97% \_ 0.14 \_ RISE \_ 1 days \_ AFTER \_ G-Ve0Ma \_ 29  
 67.74% \_ 0.29 \_ RISE \_ 1 days \_ AFTER \_ G-Ma90Ju \_ 31

68.97% \_ 0.32 \_ RISE \_ 3 days \_ AFTER \_ H-Ea0Sa \_ 29  
 67.16% \_ -0.17 \_ FALL \_ 1 days \_ AFTER \_ G-Me60Ne \_ 67  
 67.74% \_ -0.17 \_ FALL \_ 1 days \_ AFTER \_ G-Ve0PI \_ 31  
 68.97% \_ -0.28 \_ FALL \_ 1 days \_ AFTER \_ G-Su30Ma \_ 29  
 67.35% \_ -0.24 \_ FALL \_ 1 days \_ AFTER \_ H-Ve0Ur \_ 49  
 71.43% \_ -0.28 \_ FALL \_ 1 days \_ AFTER \_ H-Ea0Ju \_ 28  
 72.41% \_ -0.17 \_ FALL \_ 1 days \_ AFTER \_ H-Ea0Ne \_ 29  
 70.73% \_ -0.33 \_ FALL \_ 3 days \_ AFTER \_ G-Me0PI \_ 41  
 74.07% \_ -0.32 \_ FALL \_ 3 days \_ AFTER \_ G-Su90Ma \_ 27  
 70.21% \_ -0.42 \_ FALL \_ 3 days \_ AFTER \_ H-Ve0Ju \_ 47  
 72.73% \_ -0.35 \_ FALL \_ 3 days \_ AFTER \_ H-Ea120Ju \_ 55  
 71.43% \_ -0.27 \_ FALL \_ 3 days \_ AFTER \_ H-Ma90Sa \_ 28

(AVY) Avery Dennison Corp. start Jan-3-1968

70.00% \_ 0.16 \_ RISE \_ 1 days \_ BEFORE \_ G-Ve120Ne \_ 60  
 71.43% \_ 0.20 \_ RISE \_ 1 days \_ BEFORE \_ G-Ma120Ju \_ 28  
 68.97% \_ 0.14 \_ RISE \_ 1 days \_ BEFORE \_ G-Ma30Ne \_ 29  
 68.75% \_ 0.08 \_ RISE \_ 1 days \_ BEFORE \_ G-Ma120PI \_ 32  
 76.67% \_ 0.12 \_ RISE \_ 1 days \_ BEFORE \_ H-Ma60PI \_ 30  
 70.00% \_ 0.39 \_ RISE \_ 3 days \_ BEFORE \_ G-Ma90Sa \_ 30  
 69.23% \_ 0.27 \_ RISE \_ 3 days \_ BEFORE \_ H-Ve60Ma \_ 65  
 69.57% \_ 0.27 \_ RISE \_ 3 days \_ BEFORE \_ H-Ve0Ju \_ 46  
 68.57% \_ -0.14 \_ FALL \_ 1 days \_ BEFORE \_ G-Ve60Ma \_ 35  
 78.57% \_ -0.21 \_ FALL \_ 1 days \_ BEFORE \_ G-Ma150Ju \_ 28  
 71.88% \_ -0.33 \_ FALL \_ 3 days \_ BEFORE \_ G-Ma60PI \_ 32  
 71.43% \_ -0.27 \_ FALL \_ 3 days \_ BEFORE \_ H-Ea0Sa \_ 28  
 69.44% \_ 0.62 \_ RISE \_ 1 days \_ AFTER \_ G-Mo0Me \_ 36  
 69.12% \_ 0.46 \_ RISE \_ 1 days \_ AFTER \_ G-Mo150Me \_ 68  
 77.78% \_ 0.50 \_ RISE \_ 1 days \_ AFTER \_ G-Mo180Ve \_ 36  
 69.23% \_ 0.71 \_ RISE \_ 1 days \_ AFTER \_ G-Mo180Ma \_ 39  
 70.27% \_ 0.55 \_ RISE \_ 1 days \_ AFTER \_ G-Mo30Ne \_ 74  
 68.25% \_ 0.14 \_ RISE \_ 1 days \_ AFTER \_ G-Me150PI \_ 63  
 70.97% \_ 0.24 \_ RISE \_ 1 days \_ AFTER \_ H-Ve180Ma \_ 31  
 75.00% \_ 0.12 \_ RISE \_ 1 days \_ AFTER \_ H-Ve180PI \_ 44  
 74.07% \_ 0.21 \_ RISE \_ 1 days \_ AFTER \_ H-Ea180Ur \_ 27  
 70.59% \_ 0.34 \_ RISE \_ 3 days \_ AFTER \_ G-Me180PI \_ 34  
 76.92% \_ 0.35 \_ RISE \_ 3 days \_ AFTER \_ G-Ve0Ma \_ 26  
 70.97% \_ 0.25 \_ RISE \_ 3 days \_ AFTER \_ G-Ma60Ur \_ 31  
 77.42% \_ 0.24 \_ RISE \_ 3 days \_ AFTER \_ H-Ma150Sa \_ 31  
 68.97% \_ 0.16 \_ RISE \_ 3 days \_ AFTER \_ H-Ma60PI \_ 29  
 80.00% \_ -0.18 \_ FALL \_ 1 days \_ AFTER \_ G-Ma120Ne \_ 30  
 75.00% \_ -0.40 \_ FALL \_ 3 days \_ AFTER \_ G-Ma120Ne \_ 32

(AXP) American Express Co. start Jan-14-1972

68.42% \_ 1.18 \_ RISE \_ 1 days \_ BEFORE \_ G-Mo0Su \_ 38  
 75.00% \_ 0.31 \_ RISE \_ 1 days \_ BEFORE \_ G-Ve180Ur \_ 28  
 68.52% \_ 0.65 \_ RISE \_ 3 days \_ BEFORE \_ G-Ve120PI \_ 54  
 68.75% \_ 0.67 \_ RISE \_ 3 days \_ BEFORE \_ G-Su60Ju \_ 48  
 70.00% \_ 0.69 \_ RISE \_ 3 days \_ BEFORE \_ G-Ma60Ur \_ 30  
 68.29% \_ -1.15 \_ FALL \_ 1 days \_ BEFORE \_ G-Mo0Ur \_ 41  
 70.00% \_ -0.38 \_ FALL \_ 1 days \_ BEFORE \_ G-Su90PI \_ 50  
 69.70% \_ -0.83 \_ FALL \_ 3 days \_ BEFORE \_ G-Ma150Ur \_ 33  
 68.29% \_ 1.26 \_ RISE \_ 1 days \_ AFTER \_ G-Mo0PI \_ 41  
 73.17% \_ 0.46 \_ RISE \_ 1 days \_ AFTER \_ H-Ve0Sa \_ 41  
 71.43% \_ 0.90 \_ RISE \_ 3 days \_ AFTER \_ G-Ve150PI \_ 49  
 68.63% \_ 0.56 \_ RISE \_ 3 days \_ AFTER \_ H-Ea90Ur \_ 51  
 81.48% \_ 0.73 \_ RISE \_ 3 days \_ AFTER \_ H-Ma150Sa \_ 27  
 73.53% \_ -0.45 \_ FALL \_ 1 days \_ AFTER \_ G-Me0PI \_ 34  
 74.19% \_ -0.20 \_ FALL \_ 1 days \_ AFTER \_ H-Ve30Ea \_ 31  
 69.15% \_ -0.57 \_ FALL \_ 3 days \_ AFTER \_ H-Me0Ma \_ 94  
 70.21% \_ -0.88 \_ FALL \_ 3 days \_ AFTER \_ H-Ea120Ju \_ 47

(AZA) ALZA Corp. start Jan-2-1974

68.57% \_ 0.54 \_ RISE \_ 1 days \_ BEFORE \_ G-Mo180Me \_ 35  
 67.74% \_ 0.47 \_ RISE \_ 1 days \_ BEFORE \_ G-Me0Ur \_ 31  
 75.00% \_ -0.25 \_ FALL \_ 1 days \_ BEFORE \_ G-Me30Ma \_ 60  
 71.11% \_ -0.54 \_ FALL \_ 1 days \_ BEFORE \_ G-Me150Ju \_ 45  
 70.37% \_ -0.39 \_ FALL \_ 1 days \_ BEFORE \_ G-Me90Ur \_ 54  
 68.97% \_ -0.58 \_ FALL \_ 3 days \_ BEFORE \_ G-Me90Ur \_ 58  
 73.33% \_ -0.30 \_ FALL \_ 3 days \_ BEFORE \_ G-Ma150Ne \_ 30  
 69.70% \_ 0.63 \_ RISE \_ 1 days \_ AFTER \_ G-Mo180Su \_ 33  
 67.35% \_ 0.36 \_ RISE \_ 1 days \_ AFTER \_ G-Me90Sa \_ 49  
 84.00% \_ 0.30 \_ RISE \_ 1 days \_ AFTER \_ G-Ve120Ma \_ 25  
 71.43% \_ 0.36 \_ RISE \_ 1 days \_ AFTER \_ G-Ve90PI \_ 42  
 74.07% \_ 0.28 \_ RISE \_ 1 days \_ AFTER \_ H-Ve90Ea \_ 27  
 69.05% \_ -0.21 \_ FALL \_ 1 days \_ AFTER \_ G-Ve60PI \_ 42  
 76.32% \_ -0.43 \_ FALL \_ 1 days \_ AFTER \_ G-Su90Ju \_ 38  
 68.12% \_ -0.19 \_ FALL \_ 1 days \_ AFTER \_ H-Ve60Ur \_ 69  
 75.00% \_ -0.48 \_ FALL \_ 3 days \_ AFTER \_ G-Me180PI \_ 28  
 69.39% \_ -0.45 \_ FALL \_ 3 days \_ AFTER \_ G-Ve60Ur \_ 49  
 72.84% \_ -0.32 \_ FALL \_ 3 days \_ AFTER \_ H-Me0Ma \_ 81  
 68.42% \_ -0.43 \_ FALL \_ 3 days \_ AFTER \_ H-Ve0Ur \_ 38  
 74.29% \_ -0.44 \_ FALL \_ 3 days \_ AFTER \_ H-Ve180PI \_ 35

(AZO) AutoZone start April-4-1991

67.39% \_ 0.44 \_ RISE \_ 1 days \_ BEFORE \_ H-Me120Ea \_ 46

73.91% \_ 0.64 \_ RISE \_ 3 days \_ BEFORE \_ H-Me30Ea \_ 46  
 67.74% \_ 0.71 \_ RISE \_ 1 days \_ AFTER \_ G-Mo180Me \_ 31  
 75.00% \_ 0.56 \_ RISE \_ 1 days \_ AFTER \_ H-Me90Ve \_ 32  
 69.57% \_ 0.48 \_ RISE \_ 1 days \_ AFTER \_ H-Me120Ea \_ 46  
 68.57% \_ -0.58 \_ FALL \_ 1 days \_ BEFORE \_ G-Mo180Ne \_ 35  
 68.18% \_ -0.50 \_ FALL \_ 1 days \_ AFTER \_ G-Mo90Me \_ 66  
 68.57% \_ -0.45 \_ FALL \_ 1 days \_ AFTER \_ G-Mo180Ma \_ 35  
 68.42% \_ -0.44 \_ FALL \_ 1 days \_ AFTER \_ G-Mo180Sa \_ 38  
 69.23% \_ -0.51 \_ FALL \_ 1 days \_ AFTER \_ H-Me120Ve \_ 39

(BA) Boeing start Jan-3-1968

74.19% \_ 0.48 \_ RISE \_ 1 days \_ BEFORE \_ G-Ma120Ju \_ 31  
 73.33% \_ 0.45 \_ RISE \_ 3 days \_ BEFORE \_ G-Ve180Ju \_ 30  
 68.75% \_ 0.54 \_ RISE \_ 3 days \_ BEFORE \_ H-Ve180Ma \_ 32  
 71.79% \_ -0.83 \_ FALL \_ 1 days \_ BEFORE \_ G-Mo0Sa \_ 39  
 75.00% \_ -0.29 \_ FALL \_ 1 days \_ BEFORE \_ G-Me180Ju \_ 32  
 74.07% \_ -0.20 \_ FALL \_ 1 days \_ BEFORE \_ H-Ma90Ur \_ 27  
 70.97% \_ -2.69 \_ FALL \_ 1 days \_ BEFORE \_ H-Ma30PI \_ 31  
 71.43% \_ -0.56 \_ FALL \_ 3 days \_ BEFORE \_ G-Su120Ma \_ 28  
 70.27% \_ -0.39 \_ FALL \_ 3 days \_ BEFORE \_ H-Ve150Ea \_ 37  
 68.42% \_ -0.50 \_ FALL \_ 3 days \_ BEFORE \_ H-Ea30Sa \_ 57  
 70.27% \_ 0.83 \_ RISE \_ 1 days \_ AFTER \_ G-Mo0Me \_ 37  
 67.09% \_ 1.31 \_ RISE \_ 1 days \_ AFTER \_ G-Mo60Sa \_ 79  
 68.29% \_ 1.35 \_ RISE \_ 1 days \_ AFTER \_ G-Mo0Ur \_ 41  
 75.76% \_ 0.39 \_ RISE \_ 1 days \_ AFTER \_ G-Ve120Ma \_ 33  
 69.70% \_ 0.47 \_ RISE \_ 3 days \_ AFTER \_ G-Me180Sa \_ 33  
 70.00% \_ 0.57 \_ RISE \_ 3 days \_ AFTER \_ G-Ve180PI \_ 30  
 72.41% \_ 0.78 \_ RISE \_ 3 days \_ AFTER \_ H-Ea180Ne \_ 29  
 68.75% \_ 0.46 \_ RISE \_ 3 days \_ AFTER \_ H-Ma30Ur \_ 32  
 68.18% \_ -0.34 \_ FALL \_ 1 days \_ AFTER \_ H-Ve0PI \_ 44  
 71.43% \_ -0.21 \_ FALL \_ 1 days \_ AFTER \_ H-Ea180Sa \_ 28  
 70.00% \_ -0.51 \_ FALL \_ 3 days \_ AFTER \_ H-Ma120Ne \_ 30

(BAC) BankAmerica start Jan-14-1972

67.57% \_ 1.19 \_ RISE \_ 1 days \_ BEFORE \_ G-Mo0Ve \_ 37  
 84.00% \_ 1.93 \_ RISE \_ 10 days \_ BEFORE \_ H-Ea30Ma \_ 25  
 69.44% \_ -0.41 \_ FALL \_ 1 days \_ BEFORE \_ H-Ve180PI \_ 36  
 68.85% \_ -0.83 \_ FALL \_ 3 days \_ BEFORE \_ G-Me90Ne \_ 61  
 70.27% \_ 1.16 \_ RISE \_ 1 days \_ AFTER \_ G-Mo0Ma \_ 37  
 68.29% \_ 1.45 \_ RISE \_ 1 days \_ AFTER \_ G-Mo0Ur \_ 41  
 67.86% \_ 0.55 \_ RISE \_ 1 days \_ AFTER \_ G-Me120Ne \_ 56  
 75.00% \_ 0.59 \_ RISE \_ 1 days \_ AFTER \_ G-Me0PI \_ 32

67.57% \_ -0.53 \_ FALL \_ 1 days \_ BEFORE \_ G-Mo0Ne \_ 37  
 79.31% \_ -0.62 \_ FALL \_ 1 days \_ BEFORE \_ H-Ma90Ur \_ 29  
 68.97% \_ -0.47 \_ FALL \_ 1 days \_ BEFORE \_ H-Ma120Ur \_ 29  
 70.00% \_ -0.37 \_ FALL \_ 1 days \_ BEFORE \_ H-Ma30Ne \_ 30  
 70.00% \_ -1.31 \_ FALL \_ 3 days \_ BEFORE \_ H-Ma90Ur \_ 30  
 68.52% \_ 0.36 \_ RISE \_ 1 days \_ AFTER \_ G-Ve120Sa \_ 54  
 69.70% \_ 0.57 \_ RISE \_ 3 days \_ AFTER \_ G-Me180Sa \_ 33  
 67.57% \_ -0.49 \_ FALL \_ 1 days \_ AFTER \_ G-Mo0Ju \_ 37  
 72.41% \_ -0.45 \_ FALL \_ 1 days \_ AFTER \_ G-Ma30Ur \_ 29  
 79.31% \_ -0.36 \_ FALL \_ 1 days \_ AFTER \_ G-Ma120Ne \_ 29  
 67.27% \_ -0.44 \_ FALL \_ 1 days \_ AFTER \_ H-Ea30Ne \_ 55  
 68.97% \_ -0.67 \_ FALL \_ 3 days \_ AFTER \_ G-Su150Ur \_ 58  
 75.00% \_ -0.53 \_ FALL \_ 3 days \_ AFTER \_ G-Ma60PI \_ 32  
 74.07% \_ -1.00 \_ FALL \_ 3 days \_ AFTER \_ H-Ea150Ma \_ 27

(BDK) Black & Decker start Jan-3-1968

74.19% \_ 0.27 \_ RISE \_ 1 days \_ BEFORE \_ G-Me180Sa \_ 31  
 72.41% \_ 0.91 \_ RISE \_ 3 days \_ BEFORE \_ H-Ma90PI \_ 29  
 68.18% \_ -0.38 \_ FALL \_ 1 days \_ BEFORE \_ G-Me0Ma \_ 44  
 71.88% \_ -0.61 \_ FALL \_ 1 days \_ BEFORE \_ G-Ma90Ne \_ 32  
 75.00% \_ -0.36 \_ FALL \_ 1 days \_ BEFORE \_ H-Ma90Sa \_ 28  
 71.43% \_ 0.67 \_ RISE \_ 1 days \_ AFTER \_ G-Mo180Ve \_ 35  
 68.49% \_ 0.73 \_ RISE \_ 1 days \_ AFTER \_ G-Mo120Ma \_ 73  
 71.05% \_ 0.50 \_ RISE \_ 1 days \_ AFTER \_ G-Mo0Ur \_ 38  
 67.57% \_ 0.36 \_ RISE \_ 1 days \_ AFTER \_ G-Me0Ju \_ 37  
 67.57% \_ 0.40 \_ RISE \_ 1 days \_ AFTER \_ G-Me0Ne \_ 37  
 80.77% \_ 0.39 \_ RISE \_ 1 days \_ AFTER \_ G-Me180Ne \_ 26  
 70.97% \_ 0.35 \_ RISE \_ 1 days \_ AFTER \_ G-Ve120Ma \_ 31  
 77.78% \_ 0.40 \_ RISE \_ 1 days \_ AFTER \_ H-Ea120Ma \_ 27  
 70.83% \_ 0.42 \_ RISE \_ 1 days \_ AFTER \_ H-Ea90Ur \_ 48  
 70.45% \_ 0.76 \_ RISE \_ 3 days \_ AFTER \_ G-Me0Ma \_ 44  
 71.43% \_ 0.52 \_ RISE \_ 3 days \_ AFTER \_ G-Me120Ma \_ 35  
 81.48% \_ 0.72 \_ RISE \_ 3 days \_ AFTER \_ G-Me180Ne \_ 27  
 68.97% \_ 0.53 \_ RISE \_ 3 days \_ AFTER \_ G-Ve0Ma \_ 29  
 68.97% \_ 0.68 \_ RISE \_ 3 days \_ AFTER \_ H-Ma90PI \_ 29  
 71.43% \_ -0.33 \_ FALL \_ 1 days \_ AFTER \_ G-Ve0Sa \_ 28  
 68.75% \_ -0.48 \_ FALL \_ 1 days \_ AFTER \_ G-Su120PI \_ 48  
 69.70% \_ -0.48 \_ FALL \_ 1 days \_ AFTER \_ G-Ma150PI \_ 33  
 75.86% \_ -0.33 \_ FALL \_ 1 days \_ AFTER \_ H-Ve90Ea \_ 29  
 68.09% \_ -0.28 \_ FALL \_ 1 days \_ AFTER \_ H-Ea150Ur \_ 47  
 74.19% \_ -0.54 \_ FALL \_ 3 days \_ AFTER \_ G-Ve0Sa \_ 31  
 80.00% \_ -0.55 \_ FALL \_ 3 days \_ AFTER \_ G-Su60Ma \_ 25  
 68.75% \_ -0.69 \_ FALL \_ 3 days \_ AFTER \_ G-Ma30PI \_ 33

69.23% \_ -0.68 \_ FALL \_ 3 days \_ AFTER \_ H-Ea30Sa \_ 52  
 68.97% \_ -0.58 \_ FALL \_ 3 days \_ AFTER \_ H-Ma30PI \_ 29

(BDX) Becton, Dickinson and Co. start Jan-3-1968

74.19% \_ 0.11 \_ RISE \_ 1 days \_ BEFORE \_ H-Ma90PI \_ 31  
 70.00% \_ 0.17 \_ RISE \_ 3 days \_ BEFORE \_ G-Ma90Sa \_ 30  
 72.41% \_ 0.17 \_ RISE \_ 3 days \_ BEFORE \_ G-Ma30Ne \_ 29  
 70.59% \_ 0.14 \_ RISE \_ 3 days \_ BEFORE \_ H-Ve180Ma \_ 34  
 70.97% \_ 0.25 \_ RISE \_ 3 days \_ BEFORE \_ H-Ma90PI \_ 31  
 68.75% \_ 0.21 \_ RISE \_ 3 days \_ BEFORE \_ H-Ma150PI \_ 32  
 75.86% \_ -0.23 \_ FALL \_ 1 days \_ BEFORE \_ G-Ve0Ma \_ 29  
 68.57% \_ -0.12 \_ FALL \_ 1 days \_ BEFORE \_ G-Ma150Ne \_ 35  
 68.75% \_ -0.07 \_ FALL \_ 1 days \_ BEFORE \_ H-Ve180PI \_ 48  
 75.00% \_ -0.15 \_ FALL \_ 3 days \_ BEFORE \_ H-Ma90Ur \_ 32  
 80.00% \_ 0.10 \_ RISE \_ 1 days \_ AFTER \_ G-Me180PI \_ 30  
 68.75% \_ 0.15 \_ RISE \_ 1 days \_ AFTER \_ G-Ve0Ju \_ 32  
 82.14% \_ 0.12 \_ RISE \_ 1 days \_ AFTER \_ G-Ma60PI \_ 28  
 68.97% \_ 0.09 \_ RISE \_ 1 days \_ AFTER \_ H-Ma30Ur \_ 29  
 72.41% \_ 0.10 \_ RISE \_ 1 days \_ AFTER \_ H-Ma30Ne \_ 29  
 71.43% \_ 0.06 \_ RISE \_ 1 days \_ AFTER \_ H-Ma120Ne \_ 28  
 68.42% \_ 0.11 \_ RISE \_ 3 days \_ AFTER \_ G-Ve60Ju \_ 57  
 73.33% \_ 0.17 \_ RISE \_ 3 days \_ AFTER \_ G-Ma90Ju \_ 30  
 69.70% \_ 0.21 \_ RISE \_ 3 days \_ AFTER \_ G-Ma60PI \_ 33  
 72.41% \_ 0.17 \_ RISE \_ 3 days \_ AFTER \_ H-Ea120Ma \_ 29  
 73.33% \_ 0.09 \_ RISE \_ 3 days \_ AFTER \_ H-Ma120Ne \_ 30  
 69.84% \_ -0.06 \_ FALL \_ 1 days \_ AFTER \_ G-Me150Sa \_ 63  
 67.74% \_ -0.07 \_ FALL \_ 1 days \_ AFTER \_ G-Ma30Sa \_ 31  
 67.65% \_ -0.08 \_ FALL \_ 1 days \_ AFTER \_ G-Ma150PI \_ 34

(BEL) Bell Atlantic start Nov-22-1983

68.75% \_ 0.30 \_ RISE \_ 1 days \_ BEFORE \_ G-Me60Ve \_ 32  
 69.23% \_ 0.27 \_ RISE \_ 1 days \_ BEFORE \_ G-Me30Ne \_ 39  
 68.97% \_ 0.31 \_ RISE \_ 1 days \_ BEFORE \_ G-Su150Ne \_ 29  
 74.19% \_ 0.58 \_ RISE \_ 3 days \_ BEFORE \_ G-Ve150Sa \_ 31  
 70.00% \_ 0.58 \_ RISE \_ 3 days \_ BEFORE \_ G-Ve150Ne \_ 30  
 80.00% \_ -0.27 \_ FALL \_ 1 days \_ BEFORE \_ H-Ve0PI \_ 25  
 68.75% \_ 0.30 \_ RISE \_ 1 days \_ AFTER \_ G-Me150Ne \_ 32  
 72.41% \_ 0.31 \_ RISE \_ 1 days \_ AFTER \_ G-Me150PI \_ 29  
 73.33% \_ 0.25 \_ RISE \_ 1 days \_ AFTER \_ G-Ve30Ju \_ 30  
 68.97% \_ 0.26 \_ RISE \_ 1 days \_ AFTER \_ H-Ve30Ma \_ 29  
 70.97% \_ 0.45 \_ RISE \_ 1 days \_ AFTER \_ H-Ve150Ma \_ 31  
 67.39% \_ 0.30 \_ RISE \_ 1 days \_ AFTER \_ H-Ve30PI \_ 46  
 68.97% \_ 0.31 \_ RISE \_ 1 days \_ AFTER \_ H-Ea90Ur \_ 29



71.43% \_ 0.30 \_ RISE \_ 1 days \_ AFTER \_ H-Ea150PI \_ 28  
 71.88% \_ 0.57 \_ RISE \_ 3 days \_ AFTER \_ G-Me150Ur \_ 32  
 75.86% \_ 0.58 \_ RISE \_ 3 days \_ AFTER \_ G-Su150PI \_ 29  
 75.00% \_ 0.42 \_ RISE \_ 3 days \_ AFTER \_ H-Ve30Ma \_ 32  
 70.00% \_ 0.72 \_ RISE \_ 3 days \_ AFTER \_ H-Ea30PI \_ 30  
 72.22% \_ -0.21 \_ FALL \_ 1 days \_ AFTER \_ G-Me30PI \_ 36  
 69.44% \_ -0.40 \_ FALL \_ 3 days \_ AFTER \_ G-Me60Ne \_ 36

(BEN) Franklin Resources start Jan-18-1983

67.09% \_ 0.56 \_ RISE \_ 1 days \_ BEFORE \_ G-Mo60Ma \_ 79  
 67.65% \_ 0.28 \_ RISE \_ 1 days \_ BEFORE \_ G-Me90PI \_ 34  
 68.97% \_ 0.91 \_ RISE \_ 3 days \_ BEFORE \_ G-Su60Ne \_ 29  
 75.86% \_ 0.24 \_ RISE \_ 3 days \_ BEFORE \_ G-Su150Ne \_ 29  
 68.97% \_ 0.20 \_ RISE \_ 3 days \_ BEFORE \_ G-Su120PI \_ 29  
 73.33% \_ 0.26 \_ RISE \_ 3 days \_ BEFORE \_ H-Ve60Ju \_ 45  
 69.70% \_ -0.34 \_ FALL \_ 1 days \_ BEFORE \_ G-Me150Ju \_ 33  
 67.39% \_ -0.23 \_ FALL \_ 1 days \_ BEFORE \_ H-Ve90PI \_ 46  
 67.39% \_ -0.24 \_ FALL \_ 1 days \_ BEFORE \_ H-Ve120PI \_ 46  
 68.00% \_ 0.73 \_ RISE \_ 1 days \_ AFTER \_ G-Mo60Ve \_ 75  
 69.44% \_ 0.63 \_ RISE \_ 1 days \_ AFTER \_ G-Mo180Ve \_ 36  
 67.50% \_ 0.55 \_ RISE \_ 1 days \_ AFTER \_ G-Mo0Ne \_ 40  
 67.74% \_ 0.41 \_ RISE \_ 1 days \_ AFTER \_ G-Me60Ma \_ 31  
 67.74% \_ 0.19 \_ RISE \_ 1 days \_ AFTER \_ G-Me120Ur \_ 31  
 67.74% \_ 0.22 \_ RISE \_ 1 days \_ AFTER \_ G-Me120PI \_ 31  
 71.43% \_ 0.13 \_ RISE \_ 1 days \_ AFTER \_ G-Su60Ne \_ 28  
 67.92% \_ 0.27 \_ RISE \_ 1 days \_ AFTER \_ H-Me180Sa \_ 53  
 67.50% \_ 0.21 \_ RISE \_ 1 days \_ AFTER \_ H-Ve120Sa \_ 40  
 71.43% \_ 0.13 \_ RISE \_ 1 days \_ AFTER \_ H-Ea120Ur \_ 28  
 68.57% \_ 0.51 \_ RISE \_ 3 days \_ AFTER \_ G-Me60Ma \_ 35  
 70.97% \_ 0.36 \_ RISE \_ 3 days \_ AFTER \_ G-Me90Ju \_ 31  
 70.27% \_ 0.43 \_ RISE \_ 3 days \_ AFTER \_ G-Me90PI \_ 37  
 83.33% \_ 0.19 \_ RISE \_ 3 days \_ AFTER \_ H-Ea150Ju \_ 25  
 81.48% \_ 0.33 \_ RISE \_ 3 days \_ AFTER \_ H-Ea120Sa \_ 27  
 72.41% \_ 0.22 \_ RISE \_ 3 days \_ AFTER \_ H-Ea120Ur \_ 29  
 71.43% \_ 0.60 \_ RISE \_ 3 days \_ AFTER \_ H-Ea120PI \_ 28  
 82.14% \_ 0.87 \_ RISE \_ 10 days \_ AFTER \_ H-Ea150Ju \_ 29  
 82.76% \_ 0.88 \_ RISE \_ 10 days \_ AFTER \_ H-Ea120Sa \_ 30  
 70.73% \_ -0.12 \_ FALL \_ 1 days \_ AFTER \_ H-Ve150Ju \_ 41  
 74.07% \_ -0.96 \_ FALL \_ 3 days \_ AFTER \_ G-Su120Sa \_ 27

(BFI) Browning-Ferris Industries start Jan-5-1987

74.19% \_ 0.62 \_ RISE \_ 1 days \_ BEFORE \_ G-Me60Ju \_ 31  
 67.74% \_ 0.43 \_ RISE \_ 1 days \_ BEFORE \_ G-Me60Ur \_ 31

68.75% \_ 0.51 \_ RISE \_ 1 days \_ BEFORE \_ H-Ve90Sa \_ 32  
 70.00% \_ 0.83 \_ RISE \_ 3 days \_ BEFORE \_ H-Ve60Ne \_ 40  
 69.70% \_ -0.36 \_ FALL \_ 1 days \_ BEFORE \_ G-Mo180Me \_ 33  
 68.12% \_ -0.56 \_ FALL \_ 1 days \_ BEFORE \_ H-Me150Ea \_ 69  
 68.97% \_ -0.50 \_ FALL \_ 1 days \_ BEFORE \_ H-Ve30Ne \_ 29  
 72.73% \_ 0.53 \_ RISE \_ 1 days \_ AFTER \_ H-Me180Ea \_ 33  
 67.74% \_ 0.49 \_ RISE \_ 1 days \_ AFTER \_ H-Ve90Ju \_ 31  
 68.57% \_ 0.75 \_ RISE \_ 3 days \_ AFTER \_ H-Ve120Ur \_ 35  
 69.44% \_ 0.91 \_ RISE \_ 3 days \_ AFTER \_ H-Ve120PI \_ 36  
 68.75% \_ -0.41 \_ FALL \_ 1 days \_ AFTER \_ G-Mo0Ma \_ 32  
 71.43% \_ -0.40 \_ FALL \_ 1 days \_ AFTER \_ G-Me30PI \_ 28

(BFO) Bestfoods start Dec-9-1997

NONE

(BGE) Baltimore Gas & Electric start Jan-3-1968

78.57% \_ 0.11 \_ RISE \_ 1 days \_ BEFORE \_ G-Me180Ur \_ 28  
 67.86% \_ 0.17 \_ RISE \_ 1 days \_ BEFORE \_ G-Ve150Sa \_ 56  
 72.09% \_ 0.16 \_ RISE \_ 1 days \_ BEFORE \_ H-Ea120Ju \_ 43  
 69.64% \_ 0.27 \_ RISE \_ 3 days \_ BEFORE \_ G-Su30Ne \_ 56  
 72.41% \_ 0.35 \_ RISE \_ 3 days \_ BEFORE \_ H-Ve0Ma \_ 29  
 84.62% \_ -0.25 \_ FALL \_ 3 days \_ BEFORE \_ G-Su60Ma \_ 26  
 68.85% \_ -0.21 \_ FALL \_ 3 days \_ BEFORE \_ H-Ve150Ma \_ 61  
 68.97% \_ -0.21 \_ FALL \_ 3 days \_ BEFORE \_ H-Ea180Ne \_ 29  
 68.97% \_ 0.14 \_ RISE \_ 1 days \_ AFTER \_ G-Me120Ne \_ 58  
 74.07% \_ 0.21 \_ RISE \_ 1 days \_ AFTER \_ G-Ma60PI \_ 27  
 68.42% \_ 0.17 \_ RISE \_ 1 days \_ AFTER \_ H-Ve180Ju \_ 38  
 68.75% \_ 0.39 \_ RISE \_ 3 days \_ AFTER \_ G-Me180Sa \_ 32  
 73.53% \_ 0.35 \_ RISE \_ 3 days \_ AFTER \_ G-Ma60PI \_ 34  
 69.81% \_ 0.19 \_ RISE \_ 3 days \_ AFTER \_ H-Ea90Ur \_ 53  
 69.81% \_ 0.22 \_ RISE \_ 3 days \_ AFTER \_ H-Ea150PI \_ 53  
 74.07% \_ 0.21 \_ RISE \_ 3 days \_ AFTER \_ H-Ma30Ur \_ 27  
 70.49% \_ -0.25 \_ FALL \_ 1 days \_ AFTER \_ G-Mo30Ne \_ 61  
 67.92% \_ -0.15 \_ FALL \_ 1 days \_ AFTER \_ G-Su90PI \_ 54  
 70.73% \_ -0.18 \_ FALL \_ 1 days \_ AFTER \_ H-Ve180Ur \_ 41  
 76.92% \_ -0.11 \_ FALL \_ 1 days \_ AFTER \_ H-Ea180Ur \_ 26  
 67.35% \_ -0.15 \_ FALL \_ 1 days \_ AFTER \_ H-Ea30Ne \_ 49  
 73.33% \_ -0.11 \_ FALL \_ 1 days \_ AFTER \_ H-Ea120Ne \_ 45  
 68.00% \_ -0.28 \_ FALL \_ 3 days \_ AFTER \_ G-Me30PI \_ 75  
 69.64% \_ -0.24 \_ FALL \_ 3 days \_ AFTER \_ G-Ve150PI \_ 56  
 70.00% \_ -0.18 \_ FALL \_ 3 days \_ AFTER \_ H-Ve30Ea \_ 30  
 72.09% \_ -0.25 \_ FALL \_ 3 days \_ AFTER \_ H-Ve180Sa \_ 43  
 76.92% \_ -0.21 \_ FALL \_ 3 days \_ AFTER \_ H-Ea180Sa \_ 26

71.43% \_ -0.21 \_ FALL \_ 3 days \_ AFTER \_ H-Ea0Ur \_ 28  
 70.00% \_ -0.24 \_ FALL \_ 3 days \_ AFTER \_ H-Ma60Ur \_ 30

(BGEN) Biogen start March-22-1983

69.23% \_ 1.25 \_ RISE \_ 1 days \_ BEFORE \_ G-Mo0Ve \_ 39  
 67.65% \_ 0.37 \_ RISE \_ 1 days \_ BEFORE \_ G-Me60Ve \_ 34  
 71.43% \_ 1.20 \_ RISE \_ 3 days \_ BEFORE \_ H-Ea120Sa \_ 28  
 70.59% \_ -0.34 \_ FALL \_ 1 days \_ BEFORE \_ G-Me150Ur \_ 34  
 71.43% \_ -0.41 \_ FALL \_ 1 days \_ BEFORE \_ G-Ve120Ne \_ 28  
 69.44% \_ -1.01 \_ FALL \_ 3 days \_ BEFORE \_ G-Me60Ur \_ 36  
 74.29% \_ -0.40 \_ FALL \_ 3 days \_ BEFORE \_ G-Me150Ur \_ 35  
 72.97% \_ 1.13 \_ RISE \_ 1 days \_ AFTER \_ G-Mo180Ve \_ 37  
 70.27% \_ 1.22 \_ RISE \_ 1 days \_ AFTER \_ G-Mo180Su \_ 37  
 69.23% \_ 1.23 \_ RISE \_ 1 days \_ AFTER \_ G-Mo90PI \_ 78  
 84.00% \_ 0.61 \_ RISE \_ 1 days \_ AFTER \_ H-Ea150PI \_ 25  
 80.00% \_ 0.96 \_ RISE \_ 3 days \_ AFTER \_ G-Me90Sa \_ 30  
 72.41% \_ 0.92 \_ RISE \_ 3 days \_ AFTER \_ G-Me150Sa \_ 29  
 72.41% \_ 0.96 \_ RISE \_ 3 days \_ AFTER \_ G-Ve60Sa \_ 29  
 72.41% \_ 0.85 \_ RISE \_ 3 days \_ AFTER \_ G-Ve30PI \_ 29  
 73.33% \_ -0.32 \_ FALL \_ 1 days \_ AFTER \_ G-Me60Ma \_ 30  
 68.97% \_ -0.51 \_ FALL \_ 1 days \_ AFTER \_ G-Me90PI \_ 29  
 75.00% \_ -0.62 \_ FALL \_ 1 days \_ AFTER \_ G-Su120PI \_ 28  
 70.45% \_ -0.86 \_ FALL \_ 3 days \_ AFTER \_ H-Ve30Sa \_ 44

(BGG) Briggs & Stratton start Jan-3-1968

76.47% \_ 0.48 \_ RISE \_ 1 days \_ BEFORE \_ G-Mo180Ma \_ 34  
 76.92% \_ 0.44 \_ RISE \_ 1 days \_ BEFORE \_ G-Mo0Ju \_ 39  
 69.44% \_ 0.27 \_ RISE \_ 1 days \_ BEFORE \_ G-Ve90Ma \_ 36  
 68.97% \_ 0.25 \_ RISE \_ 1 days \_ BEFORE \_ G-Ma30Sa \_ 29  
 68.57% \_ 0.21 \_ RISE \_ 1 days \_ BEFORE \_ H-Ve150Ea \_ 35  
 74.19% \_ 0.21 \_ RISE \_ 1 days \_ BEFORE \_ H-Ve0Ma \_ 31  
 80.77% \_ 0.33 \_ RISE \_ 1 days \_ BEFORE \_ H-Ea0Ur \_ 26  
 70.00% \_ 0.55 \_ RISE \_ 3 days \_ BEFORE \_ G-Ma90Sa \_ 30  
 71.43% \_ 0.42 \_ RISE \_ 3 days \_ BEFORE \_ H-Ma60Ne \_ 28  
 76.32% \_ -0.42 \_ FALL \_ 1 days \_ BEFORE \_ G-Mo180Ur \_ 38  
 67.74% \_ -0.28 \_ FALL \_ 1 days \_ BEFORE \_ G-Ve0Ne \_ 31  
 74.07% \_ -0.26 \_ FALL \_ 1 days \_ BEFORE \_ H-Ma90Ju \_ 27  
 70.00% \_ -0.36 \_ FALL \_ 3 days \_ BEFORE \_ G-Ma90Ur \_ 30  
 70.00% \_ 0.61 \_ RISE \_ 1 days \_ AFTER \_ G-Mo180Su \_ 30  
 68.42% \_ 0.51 \_ RISE \_ 1 days \_ AFTER \_ G-Mo0Ur \_ 38  
 71.88% \_ 0.42 \_ RISE \_ 1 days \_ AFTER \_ G-Mo0PI \_ 32  
 75.86% \_ 0.23 \_ RISE \_ 1 days \_ AFTER \_ G-Me180Ju \_ 29  
 67.27% \_ 0.21 \_ RISE \_ 1 days \_ AFTER \_ G-Ve90PI \_ 55

78.72% \_ 0.30 \_ RISE \_ 1 days \_ AFTER \_ G-Su60Ju \_ 47  
 69.57% \_ 0.26 \_ RISE \_ 1 days \_ AFTER \_ G-Su120Sa \_ 46  
 88.00% \_ 0.19 \_ RISE \_ 1 days \_ AFTER \_ G-Ma120Ju \_ 25  
 71.43% \_ 0.36 \_ RISE \_ 1 days \_ AFTER \_ G-Ma60Ur \_ 28  
 73.44% \_ 0.40 \_ RISE \_ 3 days \_ AFTER \_ G-Me150Sa \_ 64  
 70.59% \_ 0.38 \_ RISE \_ 3 days \_ AFTER \_ G-Me180Ur \_ 34  
 70.27% \_ 0.40 \_ RISE \_ 3 days \_ AFTER \_ G-Me0Ne \_ 37  
 77.14% \_ 0.40 \_ RISE \_ 3 days \_ AFTER \_ G-Ve120Ma \_ 35  
 80.77% \_ 0.52 \_ RISE \_ 3 days \_ AFTER \_ H-Ea120Ma \_ 26  
 69.44% \_ -0.45 \_ FALL \_ 1 days \_ AFTER \_ G-Mo180Ne \_ 37  
 67.52% \_ -0.21 \_ FALL \_ 1 days \_ AFTER \_ H-Me180Ne \_ 117  
 70.91% \_ -0.22 \_ FALL \_ 1 days \_ AFTER \_ H-Ea150Ne \_ 55  
 69.70% \_ -0.36 \_ FALL \_ 3 days \_ AFTER \_ G-Ma150PI \_ 33  
 70.91% \_ -0.34 \_ FALL \_ 3 days \_ AFTER \_ H-Ea30Ne \_ 55

(BHI) Baker Hughes start April-8-1987

69.70% \_ 0.56 \_ RISE \_ 1 days \_ BEFORE \_ H-Ve90Ju \_ 33  
 67.65% \_ 0.59 \_ RISE \_ 1 days \_ BEFORE \_ H-Ve30PI \_ 34  
 72.41% \_ 1.11 \_ RISE \_ 3 days \_ BEFORE \_ G-Me30Sa \_ 29  
 77.78% \_ 0.80 \_ RISE \_ 3 days \_ BEFORE \_ G-Me150Ur \_ 27  
 71.43% \_ 1.05 \_ RISE \_ 3 days \_ BEFORE \_ G-Me30PI \_ 28  
 67.50% \_ -0.67 \_ FALL \_ 1 days \_ BEFORE \_ G-Mo0Ur \_ 40  
 67.27% \_ -0.54 \_ FALL \_ 1 days \_ BEFORE \_ H-Me150Ve \_ 55  
 70.97% \_ -0.47 \_ FALL \_ 1 days \_ BEFORE \_ H-Me0Ea \_ 31  
 67.65% \_ 0.64 \_ RISE \_ 1 days \_ AFTER \_ H-Ve30PI \_ 34  
 70.59% \_ 0.97 \_ RISE \_ 3 days \_ AFTER \_ H-Ve90Ne \_ 34  
 68.42% \_ -0.48 \_ FALL \_ 1 days \_ AFTER \_ G-Mo180Ur \_ 38  
 80.00% \_ -0.46 \_ FALL \_ 1 days \_ AFTER \_ G-Me30Ju \_ 25  
 70.00% \_ -0.55 \_ FALL \_ 1 days \_ AFTER \_ G-Me60Ju \_ 30  
 70.45% \_ -0.45 \_ FALL \_ 1 days \_ AFTER \_ H-Me180Sa \_ 44  
 72.22% \_ -0.73 \_ FALL \_ 3 days \_ AFTER \_ H-Me0Ma \_ 36  
 69.44% \_ -0.85 \_ FALL \_ 3 days \_ AFTER \_ H-Ve90PI \_ 36

(BK) Bank of New York start Dec-5-1969

71.79% \_ 0.56 \_ RISE \_ 1 days \_ BEFORE \_ G-Mo180Sa \_ 39  
 71.88% \_ 0.11 \_ RISE \_ 1 days \_ BEFORE \_ G-Me180Sa \_ 32  
 74.07% \_ 0.22 \_ RISE \_ 1 days \_ BEFORE \_ G-Ma90Ne \_ 27  
 70.00% \_ 0.27 \_ RISE \_ 3 days \_ BEFORE \_ G-Ve0Ne \_ 30  
 72.73% \_ 0.25 \_ RISE \_ 3 days \_ BEFORE \_ G-Ve90Ne \_ 55  
 68.57% \_ 0.33 \_ RISE \_ 3 days \_ BEFORE \_ H-Ve120Ea \_ 35  
 70.00% \_ 0.17 \_ RISE \_ 3 days \_ BEFORE \_ H-Ma60Ne \_ 30  
 70.69% \_ -0.28 \_ FALL \_ 3 days \_ BEFORE \_ G-Me90Ju \_ 58  
 74.07% \_ -0.28 \_ FALL \_ 3 days \_ BEFORE \_ G-Su30Ma \_ 27

67.86% \_ 0.20 \_ RISE \_ 1 days \_ AFTER \_ G-Me150Ne \_ 56  
 72.73% \_ 0.18 \_ RISE \_ 1 days \_ AFTER \_ G-Ve90Ma \_ 33  
 71.88% \_ 0.15 \_ RISE \_ 1 days \_ AFTER \_ G-Ma90PI \_ 32  
 69.23% \_ 0.28 \_ RISE \_ 1 days \_ AFTER \_ H-Ve180Ur \_ 39  
 69.23% \_ 0.33 \_ RISE \_ 3 days \_ AFTER \_ H-Ve90Ne \_ 91  
 74.07% \_ 0.22 \_ RISE \_ 3 days \_ AFTER \_ H-Ea180PI \_ 27  
 80.00% \_ -0.12 \_ FALL \_ 1 days \_ AFTER \_ H-Ve0Ju \_ 40  
 68.18% \_ -0.09 \_ FALL \_ 1 days \_ AFTER \_ H-Ea150Sa \_ 44  
 72.41% \_ -0.33 \_ FALL \_ 3 days \_ AFTER \_ G-Ve0Ju \_ 29  
 70.97% \_ -0.22 \_ FALL \_ 3 days \_ AFTER \_ G-Ma120Ur \_ 31  
 79.31% \_ -0.24 \_ FALL \_ 3 days \_ AFTER \_ G-Ma90Ne \_ 29  
 74.07% \_ -0.17 \_ FALL \_ 3 days \_ AFTER \_ H-Ea150Ma \_ 27

(BKB) BankBoston start May-1-1971

69.44% \_ 0.47 \_ RISE \_ 1 days \_ BEFORE \_ G-Mo0Ve \_ 36  
 71.88% \_ 0.15 \_ RISE \_ 1 days \_ BEFORE \_ G-Me0PI \_ 32  
 71.15% \_ 0.24 \_ RISE \_ 1 days \_ BEFORE \_ H-Ea120Ur \_ 52  
 70.00% \_ 0.37 \_ RISE \_ 3 days \_ BEFORE \_ G-Ve0Ne \_ 30  
 74.07% \_ 0.31 \_ RISE \_ 3 days \_ BEFORE \_ H-Ma60Ne \_ 27  
 68.97% \_ -0.19 \_ FALL \_ 1 days \_ BEFORE \_ G-Ma150Ur \_ 29  
 73.33% \_ -0.12 \_ FALL \_ 1 days \_ BEFORE \_ G-Ma150PI \_ 30  
 72.41% \_ -0.38 \_ FALL \_ 3 days \_ BEFORE \_ G-Ma150Ur \_ 29  
 71.05% \_ 0.49 \_ RISE \_ 1 days \_ AFTER \_ G-Mo0Su \_ 38  
 71.43% \_ 0.14 \_ RISE \_ 1 days \_ AFTER \_ G-Me180PI \_ 28  
 71.74% \_ 0.16 \_ RISE \_ 1 days \_ AFTER \_ H-Ve30Ma \_ 46  
 69.05% \_ 0.16 \_ RISE \_ 1 days \_ AFTER \_ H-Ea150Ur \_ 42  
 70.00% \_ 0.30 \_ RISE \_ 3 days \_ AFTER \_ G-Me0Ma \_ 40  
 70.59% \_ 0.35 \_ RISE \_ 3 days \_ AFTER \_ G-Ve30PI \_ 51  
 74.07% \_ 0.38 \_ RISE \_ 3 days \_ AFTER \_ G-Ma60Ne \_ 27  
 68.85% \_ -0.12 \_ FALL \_ 1 days \_ AFTER \_ G-Me60PI \_ 61  
 70.00% \_ -0.14 \_ FALL \_ 1 days \_ AFTER \_ G-Ma150PI \_ 30  
 68.52% \_ -0.30 \_ FALL \_ 3 days \_ AFTER \_ G-Ve120Ur \_ 54  
 69.23% \_ -0.38 \_ FALL \_ 3 days \_ AFTER \_ G-Su120Ne \_ 52  
 68.63% \_ -0.22 \_ FALL \_ 3 days \_ AFTER \_ H-Ea150PI \_ 51

(BLL) Ball Corp July-20-1972

78.12% \_ 0.50 \_ RISE \_ 1 days \_ BEFORE \_ G-Mo0Su \_ 32  
 69.44% \_ 0.30 \_ RISE \_ 1 days \_ BEFORE \_ G-Ve90Ma \_ 36  
 70.27% \_ 0.29 \_ RISE \_ 1 days \_ BEFORE \_ H-Ve180PI \_ 37  
 68.89% \_ 0.26 \_ RISE \_ 1 days \_ BEFORE \_ H-Ea30Ne \_ 45  
 70.59% \_ 0.44 \_ RISE \_ 3 days \_ BEFORE \_ G-Me0Sa \_ 34  
 70.00% \_ 0.51 \_ RISE \_ 3 days \_ BEFORE \_ G-Ma60Ju \_ 30  
 70.97% \_ 0.47 \_ RISE \_ 3 days \_ BEFORE \_ G-Ma150Ne \_ 31

82.14% \_ 0.79 \_ RISE \_ 10 days \_ BEFORE \_ G-Ma30Sa \_ 28  
 67.31% \_ -0.30 \_ FALL \_ 1 days \_ BEFORE \_ G-Me90Ne \_ 52  
 67.65% \_ 0.49 \_ RISE \_ 1 days \_ AFTER \_ G-Mo0Ju \_ 34  
 70.27% \_ 0.60 \_ RISE \_ 1 days \_ AFTER \_ G-Mo180Ju \_ 37  
 67.57% \_ 0.54 \_ RISE \_ 1 days \_ AFTER \_ G-Mo60Sa \_ 74  
 70.27% \_ 0.52 \_ RISE \_ 1 days \_ AFTER \_ G-Mo0Ur \_ 37  
 67.57% \_ 0.38 \_ RISE \_ 1 days \_ AFTER \_ G-Mo0Ne \_ 37  
 68.29% \_ 0.30 \_ RISE \_ 1 days \_ AFTER \_ G-Me90Ju \_ 41  
 67.74% \_ 0.41 \_ RISE \_ 1 days \_ AFTER \_ G-Me0Ne \_ 31  
 70.45% \_ 0.35 \_ RISE \_ 1 days \_ AFTER \_ G-Ve60Ju \_ 44  
 72.55% \_ 0.53 \_ RISE \_ 3 days \_ AFTER \_ G-Me90Sa \_ 51  
 84.00% \_ 0.56 \_ RISE \_ 3 days \_ AFTER \_ G-Me180Sa \_ 25  
 71.43% \_ 0.51 \_ RISE \_ 3 days \_ AFTER \_ G-Me0Ne \_ 35  
 74.07% \_ 0.61 \_ RISE \_ 3 days \_ AFTER \_ G-Ma60PI \_ 27  
 68.35% \_ 0.48 \_ RISE \_ 3 days \_ AFTER \_ H-Ve150PI \_ 79  
 80.77% \_ 0.62 \_ RISE \_ 10 days \_ AFTER \_ H-Ma120Sa \_ 26  
 71.43% \_ -0.42 \_ FALL \_ 1 days \_ AFTER \_ G-Mo180Su \_ 28  
 69.44% \_ -0.33 \_ FALL \_ 1 days \_ AFTER \_ H-Ea60Ne \_ 36

(BLS) BellSouth start Nov-22-1983

73.68% \_ 0.36 \_ RISE \_ 1 days \_ BEFORE \_ G-Me30Ne \_ 38  
 67.74% \_ 0.23 \_ RISE \_ 1 days \_ BEFORE \_ H-Ve150Ma \_ 31  
 68.75% \_ 0.16 \_ RISE \_ 1 days \_ BEFORE \_ H-Ve30PI \_ 48  
 70.97% \_ 0.32 \_ RISE \_ 3 days \_ BEFORE \_ G-Ve120Sa \_ 31  
 70.00% \_ 0.30 \_ RISE \_ 3 days \_ BEFORE \_ G-Ve30PI \_ 30  
 71.43% \_ 0.30 \_ RISE \_ 3 days \_ BEFORE \_ G-Su120Ju \_ 28  
 70.97% \_ 0.37 \_ RISE \_ 3 days \_ BEFORE \_ G-Su30Ne \_ 31  
 72.41% \_ 0.46 \_ RISE \_ 3 days \_ BEFORE \_ H-Ea150Ne \_ 29  
 71.43% \_ -0.25 \_ FALL \_ 1 days \_ BEFORE \_ G-Ve150Ju \_ 28  
 71.43% \_ -0.24 \_ FALL \_ 1 days \_ BEFORE \_ G-Su30PI \_ 28  
 76.67% \_ -0.21 \_ FALL \_ 1 days \_ BEFORE \_ H-Ea120PI \_ 30  
 73.33% \_ -0.33 \_ FALL \_ 3 days \_ BEFORE \_ H-Ea120PI \_ 30  
 69.23% \_ 0.62 \_ RISE \_ 1 days \_ AFTER \_ G-Mo30Ur \_ 78  
 86.21% \_ 0.20 \_ RISE \_ 1 days \_ AFTER \_ G-Me120Sa \_ 29  
 72.41% \_ 0.15 \_ RISE \_ 1 days \_ AFTER \_ G-Ve30Sa \_ 29  
 71.43% \_ 0.20 \_ RISE \_ 1 days \_ AFTER \_ H-Ea120Ur \_ 28  
 71.43% \_ 0.19 \_ RISE \_ 1 days \_ AFTER \_ H-Ea150Ur \_ 28  
 68.42% \_ 0.40 \_ RISE \_ 3 days \_ AFTER \_ G-Me30Ma \_ 38  
 70.97% \_ 0.26 \_ RISE \_ 3 days \_ AFTER \_ G-Ve150Ne \_ 31  
 73.33% \_ 0.31 \_ RISE \_ 3 days \_ AFTER \_ G-Ve60PI \_ 30  
 75.86% \_ 0.30 \_ RISE \_ 3 days \_ AFTER \_ G-Su120Sa \_ 29  
 70.00% \_ 0.31 \_ RISE \_ 3 days \_ AFTER \_ G-Su30PI \_ 30  
 75.00% \_ 0.27 \_ RISE \_ 3 days \_ AFTER \_ G-Su150PI \_ 28

68.97% \_ 0.34 \_ RISE \_ 3 days \_ AFTER \_ H-Ea90Ur \_ 29  
 67.57% \_ -0.54 \_ FALL \_ 1 days \_ AFTER \_ G-Mo0Ju \_ 37  
 67.57% \_ -0.47 \_ FALL \_ 1 days \_ AFTER \_ G-Mo0PI \_ 37  
 72.22% \_ -0.23 \_ FALL \_ 1 days \_ AFTER \_ G-Me60Ur \_ 36  
 67.39% \_ -0.13 \_ FALL \_ 1 days \_ AFTER \_ H-Ve60Sa \_ 46

(BMCS) BMC Software start Aug-15-1988

67.50% \_ 0.19 \_ RISE \_ 1 days \_ BEFORE \_ G-Ve30Ma \_ 40  
 69.23% \_ 0.45 \_ RISE \_ 1 days \_ BEFORE \_ H-Me180Ju \_ 39  
 68.75% \_ -0.26 \_ FALL \_ 1 days \_ BEFORE \_ H-Ve150Ne \_ 32  
 70.00% \_ 0.85 \_ RISE \_ 1 days \_ AFTER \_ G-Mo0Ne \_ 40  
 69.09% \_ 0.73 \_ RISE \_ 3 days \_ AFTER \_ G-Me30Ve \_ 55  
 71.43% \_ 0.76 \_ RISE \_ 3 days \_ AFTER \_ G-Me120Ne \_ 28  
 74.19% \_ 0.56 \_ RISE \_ 3 days \_ AFTER \_ H-Ve90Ur \_ 32  
 71.88% \_ 0.60 \_ RISE \_ 3 days \_ AFTER \_ H-Ve90Ne \_ 32  
 68.75% \_ 0.47 \_ RISE \_ 3 days \_ AFTER \_ H-Ve150Ne \_ 32  
 83.87% \_ 0.73 \_ RISE \_ 10 days \_ AFTER \_ H-Ve90Ur \_ 32  
 70.73% \_ -0.70 \_ FALL \_ 1 days \_ AFTER \_ G-Mo180Ur \_ 41  
 70.73% \_ -0.81 \_ FALL \_ 1 days \_ AFTER \_ G-Mo180Ne \_ 41  
 68.29% \_ -0.72 \_ FALL \_ 1 days \_ AFTER \_ G-Mo120PI \_ 82

(BMET) Biomet Inc. start Dec-30-1982

67.74% \_ 0.23 \_ RISE \_ 1 days \_ BEFORE \_ G-Me0Ve \_ 31  
 70.59% \_ 0.43 \_ RISE \_ 3 days \_ BEFORE \_ G-Me60Sa \_ 34  
 70.00% \_ 0.61 \_ RISE \_ 3 days \_ BEFORE \_ G-Ve30Ju \_ 30  
 75.00% \_ 0.29 \_ RISE \_ 3 days \_ BEFORE \_ G-Ve30PI \_ 28  
 68.97% \_ 0.29 \_ RISE \_ 3 days \_ BEFORE \_ G-Su60PI \_ 29  
 68.75% \_ 0.38 \_ RISE \_ 3 days \_ BEFORE \_ H-Me180Ma \_ 48  
 72.34% \_ 0.27 \_ RISE \_ 3 days \_ BEFORE \_ H-Ve90Sa \_ 47  
 80.65% \_ 0.43 \_ RISE \_ 10 days \_ BEFORE \_ G-Su150Ur \_ 31  
 68.75% \_ -0.28 \_ FALL \_ 1 days \_ BEFORE \_ G-Me150Ju \_ 32  
 67.65% \_ -0.32 \_ FALL \_ 1 days \_ BEFORE \_ G-Me60Ne \_ 34  
 69.44% \_ 0.63 \_ RISE \_ 1 days \_ AFTER \_ G-Mo180Ve \_ 36  
 67.57% \_ 0.42 \_ RISE \_ 1 days \_ AFTER \_ G-Mo0Su \_ 37  
 70.59% \_ 0.18 \_ RISE \_ 1 days \_ AFTER \_ G-Me30Sa \_ 34  
 68.97% \_ 0.24 \_ RISE \_ 1 days \_ AFTER \_ G-Ve30Ju \_ 29  
 69.70% \_ 0.32 \_ RISE \_ 3 days \_ AFTER \_ G-Me30Sa \_ 33  
 70.59% \_ 0.23 \_ RISE \_ 3 days \_ AFTER \_ G-Me60Sa \_ 34  
 70.97% \_ 0.40 \_ RISE \_ 3 days \_ AFTER \_ G-Ve30Ne \_ 31  
 71.43% \_ 0.28 \_ RISE \_ 3 days \_ AFTER \_ G-Su60Ju \_ 28  
 70.00% \_ 0.31 \_ RISE \_ 3 days \_ AFTER \_ H-Ve30Ma \_ 30  
 71.43% \_ 0.22 \_ RISE \_ 3 days \_ AFTER \_ H-Ve90Ur \_ 43  
 67.57% \_ -0.34 \_ FALL \_ 1 days \_ AFTER \_ G-Me30PI \_ 37

84.00% \_ -0.52 \_ FALL \_ 1 days \_ AFTER \_ G-Ve120Sa \_ 25  
 74.07% \_ -0.32 \_ FALL \_ 1 days \_ AFTER \_ H-Ve120Ma \_ 27  
 68.97% \_ -0.20 \_ FALL \_ 1 days \_ AFTER \_ H-Ea30PI \_ 29

(BMG) Battle Mountain Gold start July-16-1985

72.22% \_ 0.29 \_ RISE \_ 1 days \_ BEFORE \_ H-Ve30Sa \_ 36  
 70.00% \_ 0.45 \_ RISE \_ 3 days \_ BEFORE \_ G-Me30Sa \_ 30  
 71.43% \_ 0.30 \_ RISE \_ 3 days \_ BEFORE \_ H-Me180Ma \_ 42  
 68.75% \_ -0.22 \_ FALL \_ 1 days \_ BEFORE \_ G-Mo0Sa \_ 32  
 74.07% \_ -0.29 \_ FALL \_ 1 days \_ BEFORE \_ G-Ve150Ju \_ 27  
 71.79% \_ -0.42 \_ FALL \_ 3 days \_ BEFORE \_ H-Ve120Ju \_ 39  
 71.05% \_ 0.31 \_ RISE \_ 3 days \_ AFTER \_ H-Ve120PI \_ 38  
 69.70% \_ -0.21 \_ FALL \_ 1 days \_ AFTER \_ G-Mo120Sa \_ 66  
 68.57% \_ -0.18 \_ FALL \_ 1 days \_ AFTER \_ G-Mo180Ur \_ 35  
 68.18% \_ -0.19 \_ FALL \_ 1 days \_ AFTER \_ G-Mo30Ne \_ 66  
 73.02% \_ -0.18 \_ FALL \_ 1 days \_ AFTER \_ G-Mo120PI \_ 63  
 74.19% \_ -0.23 \_ FALL \_ 1 days \_ AFTER \_ G-Me30Ur \_ 31  
 70.00% \_ -0.56 \_ FALL \_ 3 days \_ AFTER \_ G-Me30Ma \_ 30  
 81.48% \_ -0.47 \_ FALL \_ 3 days \_ AFTER \_ G-Me150Ju \_ 27  
 77.42% \_ -0.46 \_ FALL \_ 3 days \_ AFTER \_ G-Me90Ur \_ 31  
 71.43% \_ -0.36 \_ FALL \_ 3 days \_ AFTER \_ H-Me180Ma \_ 42  
 69.39% \_ -0.42 \_ FALL \_ 3 days \_ AFTER \_ H-Me0Ne \_ 49

(BMS) Bemis start Jan-3-1968

69.44% \_ 0.52 \_ RISE \_ 1 days \_ BEFORE \_ G-Mo180Me \_ 36  
 69.01% \_ 0.50 \_ RISE \_ 1 days \_ BEFORE \_ G-Mo150Ve \_ 71  
 67.57% \_ 0.63 \_ RISE \_ 1 days \_ BEFORE \_ G-Mo0Su \_ 37  
 67.12% \_ 0.62 \_ RISE \_ 1 days \_ BEFORE \_ G-Mo150Ma \_ 73  
 73.68% \_ 0.46 \_ RISE \_ 1 days \_ BEFORE \_ G-Mo0Ju \_ 38  
 74.29% \_ 0.17 \_ RISE \_ 1 days \_ BEFORE \_ G-Ve90Ma \_ 35  
 72.41% \_ 0.26 \_ RISE \_ 1 days \_ BEFORE \_ G-Ma30PI \_ 29  
 72.41% \_ 0.24 \_ RISE \_ 3 days \_ BEFORE \_ G-Ma60Sa \_ 29  
 71.88% \_ 0.28 \_ RISE \_ 3 days \_ BEFORE \_ G-Ma30PI \_ 32  
 68.75% \_ -0.18 \_ FALL \_ 1 days \_ BEFORE \_ G-Ma120Ur \_ 32  
 72.73% \_ -0.16 \_ FALL \_ 1 days \_ BEFORE \_ G-Ma120Ne \_ 33  
 68.75% \_ -0.37 \_ FALL \_ 3 days \_ BEFORE \_ G-Ma60PI \_ 32  
 70.00% \_ -0.20 \_ FALL \_ 3 days \_ BEFORE \_ H-Ea120Ma \_ 30  
 70.59% \_ 0.48 \_ RISE \_ 1 days \_ AFTER \_ G-Mo180Ve \_ 34  
 68.00% \_ 0.48 \_ RISE \_ 1 days \_ AFTER \_ G-Mo30Ju \_ 75  
 80.00% \_ 0.27 \_ RISE \_ 3 days \_ AFTER \_ G-Me0Ne \_ 35  
 68.00% \_ 0.32 \_ RISE \_ 3 days \_ AFTER \_ H-Ea150Ju \_ 51  
 70.00% \_ 0.24 \_ RISE \_ 3 days \_ AFTER \_ H-Ea0Ur \_ 30  
 68.97% \_ 0.33 \_ RISE \_ 3 days \_ AFTER \_ H-Ma30Ne \_ 29

70.97% -0.12 FALL 1 days AFTER G-Me120Ma 31  
 67.65% -0.12 FALL 1 days AFTER G-Me0Ur 34  
 71.74% -0.16 FALL 1 days AFTER G-Su60Ju 46  
 68.63% -0.26 FALL 1 days AFTER G-Su90Ne 51  
 75.00% -0.15 FALL 1 days AFTER H-Ve180Ne 40  
 70.21% -0.31 FALL 3 days AFTER H-Ea120Ju 47

(BMY) Bristol-Myers Squibb start Jan-3-1968

68.75% 0.58 RISE 1 days BEFORE G-Ma90PI 32  
 69.70% 0.71 RISE 3 days BEFORE G-Ve0Ju 33  
 71.43% 0.95 RISE 3 days BEFORE G-Su60Ju 56  
 76.67% -0.43 FALL 1 days BEFORE G-Ve0Sa 30  
 72.41% -0.41 FALL 1 days BEFORE G-Ve180Sa 29  
 68.85% -0.48 FALL 1 days BEFORE G-Ve60Ur 61  
 71.88% -0.27 FALL 1 days BEFORE G-Ma60Ne 32  
 70.27% -0.78 FALL 3 days BEFORE G-Ma150Ur 37  
 68.97% -0.42 FALL 3 days BEFORE H-Ma150Sa 29  
 71.05% 1.62 RISE 1 days AFTER G-Mo60Ve 76  
 71.79% 1.49 RISE 1 days AFTER G-Mo0Ma 39  
 71.88% 0.46 RISE 1 days AFTER G-Me180Ur 32  
 73.33% 0.46 RISE 1 days AFTER G-Ve180Ur 30  
 71.43% 0.53 RISE 1 days AFTER G-Ma120Sa 28  
 71.88% 0.52 RISE 1 days AFTER G-Ma60PI 32  
 75.68% 0.48 RISE 1 days AFTER H-Ve120Ea 37  
 67.74% 0.33 RISE 1 days AFTER H-Ma30Ur 31  
 72.73% 0.34 RISE 3 days AFTER G-Me180Ur 33  
 75.86% 0.94 RISE 3 days AFTER G-Ve0Ma 29  
 68.33% 0.79 RISE 3 days AFTER G-Su150PI 60  
 68.97% 0.60 RISE 3 days AFTER H-Ea60Ma 29  
 80.77% 0.67 RISE 3 days AFTER H-Ea120Ma 26  
 72.58% 0.76 RISE 3 days AFTER H-Ea30PI 62  
 72.41% -0.58 FALL 1 days AFTER G-Ma60Sa 29  
 68.75% -0.42 FALL 1 days AFTER G-Ma150Sa 32  
 68.52% -0.36 FALL 1 days AFTER H-Ea150Ne 54  
 68.97% -0.71 FALL 3 days AFTER H-Ea150Ma 29  
 72.41% -0.63 FALL 3 days AFTER H-Ma60Ne 29

(BNI) Burlington Northern Santa Fe start March-4-1970

68.97% 0.12 RISE 1 days BEFORE G-Ve0Ur 29  
 72.41% 0.14 RISE 1 days BEFORE G-Ve180Ur 29  
 68.75% 0.15 RISE 1 days BEFORE G-Ma30Ur 32  
 67.74% 0.13 RISE 1 days BEFORE G-Ma150PI 31  
 68.97% 0.16 RISE 1 days BEFORE H-Ma30Ne 29

71.43% 0.20 RISE 3 days BEFORE G-Ve180Ju 28  
 74.19% 0.35 RISE 3 days BEFORE G-Ma30Ur 31  
 75.56% 0.27 RISE 3 days BEFORE H-Ve0Ju 45  
 70.00% 0.36 RISE 3 days BEFORE H-Ma30Ne 30  
 68.97% 0.33 RISE 3 days BEFORE H-Ma90PI 29  
 71.43% -0.16 FALL 1 days BEFORE G-Ve180Ne 28  
 68.00% -0.16 FALL 1 days BEFORE G-Su150Ur 50  
 70.97% -0.24 FALL 1 days BEFORE G-Ma150Ur 31  
 69.23% -0.11 FALL 1 days BEFORE H-Ve180Ju 39  
 75.00% -0.17 FALL 1 days BEFORE H-Ma30PI 28  
 75.86% -0.22 FALL 3 days BEFORE G-Ma30Ne 29  
 71.43% 0.16 RISE 1 days AFTER G-Me0Ma 42  
 67.27% 0.18 RISE 1 days AFTER G-Ve60Ne 55  
 71.43% 0.13 RISE 1 days AFTER H-Ve0Ne 42  
 73.33% 0.31 RISE 3 days AFTER G-Me0Ma 45  
 72.73% 0.30 RISE 3 days AFTER G-Me120Ma 33  
 72.41% 0.35 RISE 3 days AFTER G-Me180Sa 29  
 70.00% 0.26 RISE 3 days AFTER G-Ve0PI 30  
 68.75% 0.26 RISE 3 days AFTER G-Ma60PI 32  
 68.33% 0.23 RISE 3 days AFTER H-Ve30Ma 60  
 72.73% -0.15 FALL 1 days AFTER G-Ve60Ma 33  
 77.27% -0.21 FALL 1 days AFTER H-Ve180Ne 44  
 69.09% -0.25 FALL 3 days AFTER G-Ve30Ju 55

(BOL) Bausch & Lomb start Jan-3-1968

70.00% 0.20 RISE 1 days BEFORE H-Ea0Ur 30  
 77.78% -0.28 FALL 1 days BEFORE H-Ve60Ea 36  
 77.78% -0.34 FALL 1 days BEFORE H-Ma120Ju 27  
 73.33% -0.48 FALL 3 days BEFORE H-Ma90Ur 30  
 68.49% 0.65 RISE 1 days AFTER G-Mo60Sa 73  
 71.05% 0.61 RISE 1 days AFTER G-Mo180PI 38  
 68.52% 0.37 RISE 1 days AFTER G-Su30PI 54  
 79.31% 0.26 RISE 1 days AFTER G-Ma120Sa 29  
 70.97% 0.32 RISE 3 days AFTER G-Me180Ne 31  
 68.89% 0.42 RISE 3 days AFTER H-Ve0PI 45  
 70.37% 0.47 RISE 3 days AFTER H-Ea30Ju 54  
 74.14% 0.44 RISE 3 days AFTER H-Ea120Sa 58  
 68.97% 0.39 RISE 3 days AFTER H-Ea0PI 29  
 69.09% 0.33 RISE 3 days AFTER H-Ea120PI 55  
 68.97% 0.45 RISE 3 days AFTER H-Ma90Ne 29  
 83.87% 0.96 RISE 10 days AFTER H-Ma120PI 31  
 67.50% -0.28 FALL 1 days AFTER G-Me0PI 40  
 68.42% -0.26 FALL 1 days AFTER G-Ve120Ne 57

67.31% \_ -0.30 \_ FALL \_ 1 days \_ AFTER \_ G-Su150Ju \_ 52  
 68.97% \_ -0.20 \_ FALL \_ 1 days \_ AFTER \_ G-Ma90Ur \_ 29  
 70.97% \_ -0.25 \_ FALL \_ 1 days \_ AFTER \_ G-Ma150PI \_ 31  
 71.43% \_ -0.24 \_ FALL \_ 1 days \_ AFTER \_ H-Ea120Ju \_ 49  
 71.88% \_ -0.33 \_ FALL \_ 1 days \_ AFTER \_ H-Ma150Ne \_ 32  
 72.41% \_ -0.59 \_ FALL \_ 3 days \_ AFTER \_ G-Ve0Sa \_ 29  
 71.43% \_ -0.57 \_ FALL \_ 3 days \_ AFTER \_ G-Ma120Ne \_ 35

(BR) Burlington Resources start July-12-1988

68.75% \_ 0.51 \_ RISE \_ 1 days \_ BEFORE \_ H-Me120Ea \_ 64  
 77.42% \_ 0.76 \_ RISE \_ 1 days \_ BEFORE \_ H-Ve30PI \_ 31  
 73.53% \_ 1.03 \_ RISE \_ 3 days \_ BEFORE \_ H-Ve30PI \_ 34  
 69.70% \_ -0.54 \_ FALL \_ 1 days \_ BEFORE \_ G-Mo180Su \_ 33  
 69.23% \_ -0.52 \_ FALL \_ 1 days \_ BEFORE \_ G-Mo180Sa \_ 39  
 67.50% \_ -0.52 \_ FALL \_ 1 days \_ BEFORE \_ G-Mo0Ur \_ 40  
 73.33% \_ -0.50 \_ FALL \_ 1 days \_ BEFORE \_ H-Ve60Ne \_ 30  
 72.41% \_ 0.44 \_ RISE \_ 1 days \_ AFTER \_ H-Ve90Ne \_ 29  
 85.71% \_ -0.64 \_ FALL \_ 1 days \_ AFTER \_ H-Me180Sa \_ 35  
 67.57% \_ -0.62 \_ FALL \_ 1 days \_ AFTER \_ H-Me0Ur \_ 37  
 73.33% \_ -0.47 \_ FALL \_ 1 days \_ AFTER \_ H-Ve60Ne \_ 30  
 72.41% \_ -1.36 \_ FALL \_ 3 days \_ AFTER \_ G-Me30PI \_ 29

(BS) Bethlehem Steel start Jan-3-1968

68.57% \_ -0.27 \_ FALL \_ 1 days \_ BEFORE \_ G-Mo0Ma \_ 35  
 68.57% \_ -0.30 \_ FALL \_ 1 days \_ BEFORE \_ G-Mo180Ju \_ 35  
 69.44% \_ -0.26 \_ FALL \_ 1 days \_ BEFORE \_ G-Mo180Ne \_ 36  
 71.19% \_ -0.35 \_ FALL \_ 1 days \_ BEFORE \_ G-Me150Ju \_ 59  
 71.43% \_ -0.51 \_ FALL \_ 1 days \_ BEFORE \_ G-Ve0Ma \_ 28  
 67.74% \_ -0.21 \_ FALL \_ 1 days \_ BEFORE \_ G-Ve0Ur \_ 31  
 70.00% \_ -0.38 \_ FALL \_ 1 days \_ BEFORE \_ G-Ve150Ne \_ 50  
 70.45% \_ -0.34 \_ FALL \_ 1 days \_ BEFORE \_ G-Su120Ju \_ 44  
 68.75% \_ -0.40 \_ FALL \_ 1 days \_ BEFORE \_ G-Ma150Ne \_ 32  
 75.00% \_ -0.33 \_ FALL \_ 1 days \_ BEFORE \_ H-Ea0PI \_ 28  
 78.57% \_ -0.63 \_ FALL \_ 1 days \_ BEFORE \_ H-Ma90Ur \_ 28  
 70.45% \_ -0.61 \_ FALL \_ 3 days \_ BEFORE \_ H-Ve180Ur \_ 44  
 68.97% \_ -1.01 \_ FALL \_ 3 days \_ BEFORE \_ H-Ma90Ur \_ 29  
 79.31% \_ 0.32 \_ RISE \_ 1 days \_ AFTER \_ G-Mo0Me \_ 29  
 70.21% \_ 0.39 \_ RISE \_ 1 days \_ AFTER \_ G-Su30PI \_ 47  
 75.00% \_ 0.76 \_ RISE \_ 3 days \_ AFTER \_ G-Ve0Ur \_ 28  
 74.07% \_ 0.57 \_ RISE \_ 3 days \_ AFTER \_ G-Ma90Ju \_ 27  
 67.65% \_ -0.24 \_ FALL \_ 1 days \_ AFTER \_ G-Mo90Sa \_ 68  
 67.65% \_ -0.29 \_ FALL \_ 1 days \_ AFTER \_ G-Mo150PI \_ 68  
 68.00% \_ -0.46 \_ FALL \_ 1 days \_ AFTER \_ G-Ve150Sa \_ 50

72.41% \_ -0.36 \_ FALL \_ 1 days \_ AFTER \_ G-Su120Ma \_ 29  
 68.89% \_ -0.32 \_ FALL \_ 1 days \_ AFTER \_ G-Su60Ju \_ 45  
 69.23% \_ -0.41 \_ FALL \_ 1 days \_ AFTER \_ H-Me150Ve \_ 130  
 72.50% \_ -0.35 \_ FALL \_ 1 days \_ AFTER \_ H-Ve0Ur \_ 40  
 70.18% \_ -0.36 \_ FALL \_ 1 days \_ AFTER \_ H-Ea150Ne \_ 57  
 74.51% \_ -0.35 \_ FALL \_ 1 days \_ AFTER \_ H-Ea60PI \_ 51  
 71.43% \_ -0.58 \_ FALL \_ 3 days \_ AFTER \_ G-Me150Ur \_ 63  
 70.59% \_ -0.67 \_ FALL \_ 3 days \_ AFTER \_ G-Ma120Ur \_ 34  
 70.97% \_ -0.91 \_ FALL \_ 3 days \_ AFTER \_ G-Ma120Ne \_ 31  
 76.92% \_ -0.50 \_ FALL \_ 3 days \_ AFTER \_ G-Ma150Ne \_ 39  
 68.52% \_ -0.62 \_ FALL \_ 3 days \_ AFTER \_ H-Ea60PI \_ 54  
 78.57% \_ -0.64 \_ FALL \_ 3 days \_ AFTER \_ H-Ma150PI \_ 28

(BSC) Bear Stearns start Oct-30-1985

68.97% \_ 0.59 \_ RISE \_ 3 days \_ BEFORE \_ G-Me60Ma \_ 29  
 75.76% \_ 0.43 \_ RISE \_ 3 days \_ BEFORE \_ G-Me90PI \_ 33  
 75.00% \_ 0.39 \_ RISE \_ 3 days \_ BEFORE \_ G-Ve30Su \_ 32  
 71.15% \_ 0.44 \_ RISE \_ 3 days \_ BEFORE \_ G-Ve30Ma \_ 52  
 76.92% \_ 0.83 \_ RISE \_ 3 days \_ BEFORE \_ G-Su60Ne \_ 26  
 88.46% \_ 0.55 \_ RISE \_ 3 days \_ BEFORE \_ H-Ea120Ne \_ 26  
 71.43% \_ -0.36 \_ FALL \_ 3 days \_ BEFORE \_ G-Me150Sa \_ 28  
 74.07% \_ -0.65 \_ FALL \_ 3 days \_ BEFORE \_ G-Su30PI \_ 27  
 77.78% \_ -0.57 \_ FALL \_ 3 days \_ BEFORE \_ H-Ea150PI \_ 27  
 70.13% \_ 0.87 \_ RISE \_ 1 days \_ AFTER \_ G-Mo60Sa \_ 77  
 69.70% \_ 0.35 \_ RISE \_ 1 days \_ AFTER \_ G-Me30Ju \_ 33  
 68.75% \_ 0.25 \_ RISE \_ 1 days \_ AFTER \_ G-Me30Sa \_ 32  
 69.23% \_ 0.28 \_ RISE \_ 1 days \_ AFTER \_ H-Ve60Ur \_ 39  
 76.19% \_ 0.41 \_ RISE \_ 3 days \_ AFTER \_ H-Ve90Ur \_ 42  
 68.29% \_ 0.51 \_ RISE \_ 3 days \_ AFTER \_ H-Ve90Ne \_ 41  
 67.74% \_ -0.26 \_ FALL \_ 1 days \_ AFTER \_ G-Me120Ne \_ 31  
 73.53% \_ -0.26 \_ FALL \_ 1 days \_ AFTER \_ G-Me30PI \_ 34  
 80.00% \_ -0.21 \_ FALL \_ 1 days \_ AFTER \_ G-Su120Ne \_ 25  
 67.57% \_ -0.24 \_ FALL \_ 1 days \_ AFTER \_ H-Ve150Ju \_ 37  
 74.07% \_ -0.37 \_ FALL \_ 3 days \_ AFTER \_ G-Me120Ju \_ 27

(BSX) Boston Scientific start May-21-1992

69.44% \_ 0.29 \_ RISE \_ 1 days \_ BEFORE \_ G-Me30Ve \_ 36  
 68.63% \_ 0.36 \_ RISE \_ 1 days \_ AFTER \_ H-Me90Sa \_ 51  
 69.23% \_ -0.59 \_ FALL \_ 1 days \_ AFTER \_ G-Mo180Ne \_ 40  
 67.50% \_ -0.79 \_ FALL \_ 1 days \_ AFTER \_ G-Mo180PI \_ 40  
 70.00% \_ -0.28 \_ FALL \_ 1 days \_ AFTER \_ H-Me120Ve \_ 30  
 70.27% \_ -0.43 \_ FALL \_ 1 days \_ AFTER \_ H-Me120Ea \_ 37

## (BT) Bankers Trust start Jan-8-1968

68.12% \_ 0.66 \_ RISE \_ 1 days \_ BEFORE \_ G-Me90PI \_ 69  
 68.97% \_ 0.73 \_ RISE \_ 3 days \_ BEFORE \_ H-Ma30Ur \_ 29  
 68.18% \_ -0.44 \_ FALL \_ 1 days \_ BEFORE \_ G-Me150PI \_ 66  
 69.70% \_ -0.51 \_ FALL \_ 1 days \_ BEFORE \_ G-Ma90PI \_ 33  
 68.97% \_ -0.24 \_ FALL \_ 1 days \_ BEFORE \_ H-Ve30Ea \_ 29  
 69.44% \_ -0.62 \_ FALL \_ 3 days \_ BEFORE \_ G-Ma150PI \_ 36  
 70.00% \_ -0.71 \_ FALL \_ 3 days \_ BEFORE \_ H-Ma60Ur \_ 30  
 70.59% \_ 0.48 \_ RISE \_ 1 days \_ AFTER \_ G-Ve120Ma \_ 34  
 67.31% \_ 0.63 \_ RISE \_ 1 days \_ AFTER \_ G-Su30Ju \_ 52  
 70.97% \_ 1.01 \_ RISE \_ 3 days \_ AFTER \_ G-Me180Sa \_ 31  
 70.00% \_ 0.83 \_ RISE \_ 3 days \_ AFTER \_ G-Ma90Ju \_ 30  
 70.97% \_ 0.66 \_ RISE \_ 3 days \_ AFTER \_ G-Ma60PI \_ 31  
 68.97% \_ 0.69 \_ RISE \_ 3 days \_ AFTER \_ H-Ea180Ne \_ 29  
 68.85% \_ -0.48 \_ FALL \_ 1 days \_ AFTER \_ H-Ve120Ma \_ 61  
 72.50% \_ -0.62 \_ FALL \_ 3 days \_ AFTER \_ G-Me0PI \_ 40  
 70.00% \_ -1.01 \_ FALL \_ 3 days \_ AFTER \_ G-Ma120Sa \_ 30  
 70.00% \_ -1.00 \_ FALL \_ 3 days \_ AFTER \_ H-Ma90PI \_ 30

## (BUD) Anheuser-Busch start Jan-14-1972

67.57% \_ 0.57 \_ RISE \_ 1 days \_ BEFORE \_ G-Mo180Me \_ 37  
 71.43% \_ 0.64 \_ RISE \_ 1 days \_ BEFORE \_ G-Mo180Su \_ 35  
 67.92% \_ 0.23 \_ RISE \_ 1 days \_ BEFORE \_ G-Ve30PI \_ 53  
 72.41% \_ 0.29 \_ RISE \_ 3 days \_ BEFORE \_ H-Ma90PI \_ 29  
 67.74% \_ -0.19 \_ FALL \_ 1 days \_ BEFORE \_ G-Me90Ur \_ 62  
 67.27% \_ -0.17 \_ FALL \_ 1 days \_ BEFORE \_ G-Me120PI \_ 55  
 76.47% \_ -0.22 \_ FALL \_ 1 days \_ BEFORE \_ G-Ve150Ju \_ 51  
 67.44% \_ -0.23 \_ FALL \_ 1 days \_ BEFORE \_ G-Su120Sa \_ 43  
 69.23% \_ -0.11 \_ FALL \_ 1 days \_ BEFORE \_ H-Ve0Sa \_ 39  
 68.00% \_ -0.24 \_ FALL \_ 3 days \_ BEFORE \_ G-Su60PI \_ 50  
 76.92% \_ -0.36 \_ FALL \_ 3 days \_ BEFORE \_ G-Ma60Ne \_ 26  
 74.07% \_ -0.33 \_ FALL \_ 3 days \_ BEFORE \_ H-Ma90Ur \_ 27  
 68.42% \_ 0.64 \_ RISE \_ 1 days \_ AFTER \_ G-Mo0Ur \_ 38  
 71.05% \_ 0.53 \_ RISE \_ 1 days \_ AFTER \_ G-Mo0Ne \_ 38  
 72.09% \_ 0.19 \_ RISE \_ 1 days \_ AFTER \_ G-Su120Sa \_ 43  
 74.07% \_ 0.30 \_ RISE \_ 1 days \_ AFTER \_ G-Ma60PI \_ 27  
 70.73% \_ 0.43 \_ RISE \_ 3 days \_ AFTER \_ G-Me0Ma \_ 41  
 73.33% \_ 0.32 \_ RISE \_ 3 days \_ AFTER \_ G-Me180PI \_ 30  
 68.75% \_ 0.38 \_ RISE \_ 3 days \_ AFTER \_ G-Ma150PI \_ 32  
 68.57% \_ -0.48 \_ FALL \_ 1 days \_ AFTER \_ G-Mo0Sa \_ 35  
 72.09% \_ -0.15 \_ FALL \_ 1 days \_ AFTER \_ G-Ve120Ur \_ 43  
 73.81% \_ -0.15 \_ FALL \_ 1 days \_ AFTER \_ G-Su60PI \_ 42  
 74.00% \_ -0.33 \_ FALL \_ 3 days \_ AFTER \_ G-Su60PI \_ 50

## (BVR) Bard C.R. start Jan-4-1968

67.39% \_ 0.19 \_ RISE \_ 1 days \_ BEFORE \_ H-Ea60PI \_ 46  
 69.44% \_ 0.22 \_ RISE \_ 3 days \_ BEFORE \_ G-Ma60Ju \_ 36  
 79.31% \_ 0.37 \_ RISE \_ 3 days \_ BEFORE \_ G-Ma90Sa \_ 29  
 68.18% \_ 0.31 \_ RISE \_ 3 days \_ BEFORE \_ H-Ve0PI \_ 44  
 71.70% \_ 0.28 \_ RISE \_ 3 days \_ BEFORE \_ H-Ea60PI \_ 53  
 73.33% \_ 0.27 \_ RISE \_ 3 days \_ BEFORE \_ H-Ma30Ur \_ 30  
 72.41% \_ 0.47 \_ RISE \_ 3 days \_ BEFORE \_ H-Ma90PI \_ 29  
 71.05% \_ -0.43 \_ FALL \_ 1 days \_ BEFORE \_ G-Mo0Ur \_ 38  
 70.00% \_ -0.20 \_ FALL \_ 1 days \_ BEFORE \_ G-Me0Ma \_ 40  
 70.49% \_ -0.15 \_ FALL \_ 1 days \_ BEFORE \_ G-Ve60Ur \_ 61  
 67.27% \_ -0.24 \_ FALL \_ 1 days \_ BEFORE \_ G-Ve90Ur \_ 55  
 68.97% \_ -0.23 \_ FALL \_ 1 days \_ BEFORE \_ G-Ma150Ju \_ 29  
 70.97% \_ -0.20 \_ FALL \_ 1 days \_ BEFORE \_ H-Ma60Ur \_ 31  
 68.97% \_ -0.26 \_ FALL \_ 1 days \_ BEFORE \_ H-Ma90Ur \_ 29  
 70.97% \_ -0.18 \_ FALL \_ 1 days \_ BEFORE \_ H-Ma60PI \_ 31  
 73.53% \_ 0.59 \_ RISE \_ 1 days \_ AFTER \_ G-Mo0Ju \_ 34  
 69.14% \_ 0.23 \_ RISE \_ 1 days \_ AFTER \_ H-Ve90Ne \_ 81  
 69.23% \_ 0.21 \_ RISE \_ 1 days \_ AFTER \_ H-Ea120Ur \_ 52  
 68.97% \_ 0.19 \_ RISE \_ 1 days \_ AFTER \_ H-Ea0PI \_ 29  
 70.59% \_ 0.44 \_ RISE \_ 3 days \_ AFTER \_ G-Me60PI \_ 68  
 78.85% \_ 0.36 \_ RISE \_ 3 days \_ AFTER \_ G-Su60Ur \_ 52  
 70.00% \_ 0.55 \_ RISE \_ 3 days \_ AFTER \_ H-Ea180Ur \_ 30  
 74.07% \_ 0.44 \_ RISE \_ 3 days \_ AFTER \_ H-Ma120Sa \_ 27  
 70.59% \_ -0.46 \_ FALL \_ 1 days \_ AFTER \_ G-Mo180Su \_ 34  
 75.00% \_ -0.16 \_ FALL \_ 1 days \_ AFTER \_ G-Me180Ur \_ 28  
 69.39% \_ -0.19 \_ FALL \_ 1 days \_ AFTER \_ G-Su90Ur \_ 49  
 73.33% \_ -0.16 \_ FALL \_ 1 days \_ AFTER \_ G-Ma60Ju \_ 30  
 74.07% \_ -0.20 \_ FALL \_ 1 days \_ AFTER \_ G-Ma30PI \_ 28  
 74.07% \_ -0.44 \_ FALL \_ 3 days \_ AFTER \_ H-Ea0Ju \_ 27  
 68.97% \_ -0.32 \_ FALL \_ 3 days \_ AFTER \_ H-Ea120PI \_ 58

## (C) Citigroup start Jan-3-1968

68.97% \_ 0.23 \_ RISE \_ 1 days \_ BEFORE \_ G-Ma30Ur \_ 29  
 70.97% \_ 0.29 \_ RISE \_ 1 days \_ BEFORE \_ G-Ma150PI \_ 31  
 75.00% \_ 0.37 \_ RISE \_ 3 days \_ BEFORE \_ H-Ve30Ea \_ 36  
 73.33% \_ 0.28 \_ RISE \_ 3 days \_ BEFORE \_ H-Ma60Ne \_ 30  
 73.58% \_ -0.20 \_ FALL \_ 1 days \_ BEFORE \_ G-Me150Ju \_ 53  
 68.06% \_ -0.25 \_ FALL \_ 1 days \_ BEFORE \_ G-Me30PI \_ 72  
 67.86% \_ -0.19 \_ FALL \_ 1 days \_ BEFORE \_ G-Ve150Ju \_ 56  
 71.43% \_ -0.17 \_ FALL \_ 1 days \_ BEFORE \_ G-Su30Ma \_ 28  
 72.41% \_ -0.18 \_ FALL \_ 1 days \_ BEFORE \_ H-Ma90Ur \_ 29

70.59% \_ -0.32 \_ FALL \_ 3 days \_ BEFORE \_ H-Ve60Ea \_ 34  
 70.00% \_ -0.29 \_ FALL \_ 3 days \_ BEFORE \_ H-Ea180Sa \_ 30  
 68.97% \_ -0.34 \_ FALL \_ 3 days \_ BEFORE \_ H-Ma90Sa \_ 29  
 74.07% \_ 0.24 \_ RISE \_ 3 days \_ AFTER \_ G-Ma30Ju \_ 27  
 68.89% \_ 0.52 \_ RISE \_ 3 days \_ AFTER \_ H-Ve0Ne \_ 45  
 77.78% \_ 0.50 \_ RISE \_ 3 days \_ AFTER \_ H-Ea120Ma \_ 27  
 68.97% \_ 0.40 \_ RISE \_ 3 days \_ AFTER \_ H-Ma120Sa \_ 29  
 71.43% \_ 0.30 \_ RISE \_ 3 days \_ AFTER \_ H-Ma60Pl \_ 29  
 74.19% \_ -0.12 \_ FALL \_ 1 days \_ AFTER \_ G-Me180Ju \_ 31  
 72.41% \_ -0.15 \_ FALL \_ 1 days \_ AFTER \_ G-Ve180Ne \_ 29  
 71.74% \_ -0.20 \_ FALL \_ 1 days \_ AFTER \_ G-Su150Sa \_ 46  
 67.80% \_ -0.18 \_ FALL \_ 1 days \_ AFTER \_ H-Ve120Ma \_ 59  
 76.92% \_ -0.72 \_ FALL \_ 3 days \_ AFTER \_ G-Ma150Ju \_ 26  
 76.67% \_ -0.16 \_ FALL \_ 3 days \_ AFTER \_ H-Ve180Ma \_ 30

(CA) Computer Associates Int'l. start Dec-11-1981

69.44% \_ 1.42 \_ RISE \_ 1 days \_ BEFORE \_ G-Mo0Me \_ 36  
 71.43% \_ 0.35 \_ RISE \_ 1 days \_ BEFORE \_ G-Me30Ne \_ 42  
 74.19% \_ 0.40 \_ RISE \_ 1 days \_ BEFORE \_ G-Ve60Ne \_ 31  
 68.75% \_ 0.41 \_ RISE \_ 1 days \_ BEFORE \_ H-Ea150Ne \_ 32  
 72.73% \_ 1.17 \_ RISE \_ 3 days \_ BEFORE \_ G-Ve120Sa \_ 33  
 68.75% \_ 0.54 \_ RISE \_ 3 days \_ BEFORE \_ G-Ve150Ur \_ 32  
 68.75% \_ 0.59 \_ RISE \_ 3 days \_ BEFORE \_ G-Su60Ne \_ 32  
 69.39% \_ 0.62 \_ RISE \_ 3 days \_ BEFORE \_ H-Me180Ea \_ 49  
 69.70% \_ 0.61 \_ RISE \_ 3 days \_ BEFORE \_ H-Ve30Ma \_ 33  
 72.97% \_ 1.30 \_ RISE \_ 1 days \_ AFTER \_ G-Mo0Su \_ 37  
 70.45% \_ 0.42 \_ RISE \_ 1 days \_ AFTER \_ G-Me0Ve \_ 44  
 68.57% \_ 0.63 \_ RISE \_ 1 days \_ AFTER \_ G-Me150Ur \_ 35  
 76.67% \_ 0.43 \_ RISE \_ 1 days \_ AFTER \_ G-Ve60Ju \_ 30  
 67.74% \_ 0.32 \_ RISE \_ 1 days \_ AFTER \_ G-Ve120Ju \_ 31  
 78.57% \_ 0.52 \_ RISE \_ 1 days \_ AFTER \_ G-Ve90Ne \_ 28  
 75.00% \_ 0.28 \_ RISE \_ 1 days \_ AFTER \_ G-Ve120Pl \_ 28  
 75.00% \_ 0.43 \_ RISE \_ 1 days \_ AFTER \_ G-Su60Ne \_ 28  
 67.74% \_ 0.42 \_ RISE \_ 1 days \_ AFTER \_ H-Ve150Ma \_ 31  
 70.00% \_ 0.30 \_ RISE \_ 1 days \_ AFTER \_ H-Ve150Sa \_ 50  
 67.35% \_ 0.30 \_ RISE \_ 1 days \_ AFTER \_ H-Ve90Ur \_ 49  
 71.88% \_ 0.33 \_ RISE \_ 1 days \_ AFTER \_ H-Ea60Pl \_ 32  
 69.77% \_ 0.56 \_ RISE \_ 3 days \_ AFTER \_ G-Me0Ve \_ 43  
 76.47% \_ 0.50 \_ RISE \_ 3 days \_ AFTER \_ G-Me150Sa \_ 34  
 68.29% \_ 0.35 \_ RISE \_ 3 days \_ AFTER \_ G-Me60Ne \_ 41  
 69.23% \_ 0.47 \_ RISE \_ 3 days \_ AFTER \_ H-Ve120Sa \_ 52  
 70.59% \_ 0.73 \_ RISE \_ 3 days \_ AFTER \_ H-Ve120Ur \_ 51  
 67.74% \_ -0.35 \_ FALL \_ 1 days \_ AFTER \_ G-Ve60Ne \_ 31

(CAG) ConAgra start Jan-14-1972

67.57% \_ 0.52 \_ RISE \_ 1 days \_ BEFORE \_ G-Mo90Me \_ 74  
 69.33% \_ 0.53 \_ RISE \_ 1 days \_ BEFORE \_ G-Mo150Ve \_ 75  
 69.33% \_ 0.48 \_ RISE \_ 1 days \_ BEFORE \_ G-Mo150Su \_ 75  
 72.22% \_ 0.55 \_ RISE \_ 1 days \_ BEFORE \_ G-Mo180Su \_ 36  
 68.42% \_ 0.47 \_ RISE \_ 1 days \_ BEFORE \_ G-Mo180Ma \_ 38  
 68.97% \_ 0.23 \_ RISE \_ 1 days \_ BEFORE \_ G-Me0Ju \_ 29  
 70.00% \_ 0.24 \_ RISE \_ 1 days \_ BEFORE \_ G-Ve30Pl \_ 50  
 67.50% \_ 0.19 \_ RISE \_ 1 days \_ BEFORE \_ G-Su60Ju \_ 40  
 74.07% \_ 0.24 \_ RISE \_ 1 days \_ BEFORE \_ G-Ma120Ur \_ 27  
 69.57% \_ 0.36 \_ RISE \_ 3 days \_ BEFORE \_ G-Su150Ju \_ 46  
 82.14% \_ 0.49 \_ RISE \_ 10 days \_ BEFORE \_ G-Ma30Ne \_ 28  
 67.74% \_ -0.22 \_ FALL \_ 1 days \_ BEFORE \_ G-Me0Ne \_ 31  
 76.60% \_ -0.16 \_ FALL \_ 1 days \_ BEFORE \_ H-Ea30Sa \_ 47  
 68.89% \_ -0.17 \_ FALL \_ 1 days \_ BEFORE \_ H-Ea90Ne \_ 45  
 79.41% \_ 0.49 \_ RISE \_ 1 days \_ AFTER \_ G-Mo180Ve \_ 34  
 67.24% \_ 0.23 \_ RISE \_ 1 days \_ AFTER \_ G-Me0Ve \_ 58  
 73.33% \_ 0.23 \_ RISE \_ 1 days \_ AFTER \_ G-Ve30Sa \_ 45  
 75.00% \_ 0.34 \_ RISE \_ 3 days \_ AFTER \_ G-Me0Ma \_ 40  
 69.70% \_ 0.22 \_ RISE \_ 3 days \_ AFTER \_ G-Me120Ma \_ 33  
 73.58% \_ 0.46 \_ RISE \_ 3 days \_ AFTER \_ G-Ve30Ur \_ 53  
 71.11% \_ 0.40 \_ RISE \_ 3 days \_ AFTER \_ G-Su60Ne \_ 45  
 80.00% \_ 0.22 \_ RISE \_ 3 days \_ AFTER \_ G-Ma120Sa \_ 25  
 68.42% \_ 0.22 \_ RISE \_ 3 days \_ AFTER \_ H-Ve0Ju \_ 38  
 68.35% \_ 0.35 \_ RISE \_ 3 days \_ AFTER \_ H-Ve60Sa \_ 79  
 72.34% \_ 0.30 \_ RISE \_ 3 days \_ AFTER \_ H-Ea60Ur \_ 47  
 68.09% \_ 0.35 \_ RISE \_ 3 days \_ AFTER \_ H-Ea120Ne \_ 47  
 80.00% \_ 0.43 \_ RISE \_ 10 days \_ AFTER \_ G-Ve60Ma \_ 30  
 81.25% \_ -0.46 \_ FALL \_ 1 days \_ AFTER \_ G-Mo0Ve \_ 32  
 72.34% \_ -0.21 \_ FALL \_ 3 days \_ AFTER \_ G-Su150Ne \_ 47  
 76.92% \_ -0.18 \_ FALL \_ 3 days \_ AFTER \_ G-Ma30Ur \_ 26

(CAH) Cardinal Health start Aug-4-1983

76.92% \_ 0.14 \_ RISE \_ 1 days \_ BEFORE \_ G-Ve120Pl \_ 26  
 69.70% \_ 0.78 \_ RISE \_ 3 days \_ BEFORE \_ G-Me60Ma \_ 33  
 80.00% \_ 0.34 \_ RISE \_ 3 days \_ BEFORE \_ G-Ve60Ju \_ 30  
 71.43% \_ 0.34 \_ RISE \_ 3 days \_ BEFORE \_ G-Ve120Pl \_ 28  
 75.76% \_ 0.41 \_ RISE \_ 3 days \_ BEFORE \_ H-Ve30Ma \_ 33  
 72.09% \_ 0.41 \_ RISE \_ 3 days \_ BEFORE \_ H-Ve150Ju \_ 43  
 75.86% \_ 0.46 \_ RISE \_ 3 days \_ BEFORE \_ H-Ea120Pl \_ 29  
 83.33% \_ 1.05 \_ RISE \_ 10 days \_ BEFORE \_ G-Ve120Ju \_ 30  
 72.73% \_ -0.27 \_ FALL \_ 1 days \_ BEFORE \_ G-Me150Ju \_ 33



73.33% \_ -0.25 \_ FALL \_ 1 days \_ BEFORE \_ G-Me120Sa \_ 30  
 72.97% \_ -0.19 \_ FALL \_ 1 days \_ BEFORE \_ G-Ve30Su \_ 37  
 68.97% \_ -0.20 \_ FALL \_ 1 days \_ BEFORE \_ G-Ve150Ju \_ 29  
 72.41% \_ -0.41 \_ FALL \_ 3 days \_ BEFORE \_ H-Ea60Sa \_ 29  
 70.91% \_ 0.25 \_ RISE \_ 1 days \_ AFTER \_ H-Me0Ne \_ 55  
 67.50% \_ 0.30 \_ RISE \_ 1 days \_ AFTER \_ H-Ve120PI \_ 40  
 77.78% \_ 0.54 \_ RISE \_ 3 days \_ AFTER \_ G-Me150Sa \_ 27  
 71.43% \_ 0.44 \_ RISE \_ 3 days \_ AFTER \_ G-Ve30PI \_ 28  
 75.86% \_ 0.43 \_ RISE \_ 3 days \_ AFTER \_ H-Me180Ju \_ 58  
 87.50% \_ 0.46 \_ RISE \_ 3 days \_ AFTER \_ H-Ea90Ju \_ 24  
 76.92% \_ 0.44 \_ RISE \_ 3 days \_ AFTER \_ H-Ea150Ur \_ 26  
 68.29% \_ -0.22 \_ FALL \_ 1 days \_ AFTER \_ H-Ve90Ju \_ 41  
 68.57% \_ -0.17 \_ FALL \_ 3 days \_ AFTER \_ G-Me120Ne \_ 35

(CAT) Caterpillar start Jan-3-1968

68.57% \_ 0.52 \_ RISE \_ 1 days \_ BEFORE \_ G-Me180Sa \_ 35  
 68.57% \_ 0.34 \_ RISE \_ 1 days \_ BEFORE \_ G-Ma150Sa \_ 35  
 74.19% \_ 0.46 \_ RISE \_ 1 days \_ BEFORE \_ G-Ma30Ur \_ 31  
 68.42% \_ 0.45 \_ RISE \_ 1 days \_ BEFORE \_ H-Ea30Ju \_ 57  
 75.44% \_ 0.37 \_ RISE \_ 1 days \_ BEFORE \_ H-Ea150PI \_ 57  
 70.59% \_ 0.51 \_ RISE \_ 3 days \_ BEFORE \_ G-Me180PI \_ 34  
 68.33% \_ 0.67 \_ RISE \_ 3 days \_ BEFORE \_ G-Su90Ne \_ 60  
 71.88% \_ 0.52 \_ RISE \_ 3 days \_ BEFORE \_ G-Ma30Ju \_ 32  
 75.00% \_ 0.88 \_ RISE \_ 3 days \_ BEFORE \_ G-Ma30Ur \_ 32  
 70.59% \_ -0.51 \_ FALL \_ 1 days \_ BEFORE \_ G-Ma150Ur \_ 34  
 70.97% \_ -0.33 \_ FALL \_ 1 days \_ BEFORE \_ G-Ma60Ne \_ 31  
 70.00% \_ -0.48 \_ FALL \_ 1 days \_ BEFORE \_ H-Ma90Ur \_ 30  
 71.43% \_ -0.99 \_ FALL \_ 3 days \_ BEFORE \_ G-Su90Ma \_ 28  
 73.68% \_ 1.07 \_ RISE \_ 1 days \_ AFTER \_ G-Mo0Ur \_ 38  
 71.05% \_ 0.84 \_ RISE \_ 1 days \_ AFTER \_ G-Mo0Ne \_ 38  
 68.18% \_ 0.38 \_ RISE \_ 1 days \_ AFTER \_ G-Me0Ma \_ 44  
 73.33% \_ 0.48 \_ RISE \_ 1 days \_ AFTER \_ G-Me180PI \_ 30  
 71.88% \_ 0.54 \_ RISE \_ 1 days \_ AFTER \_ G-Ve0Ju \_ 32  
 81.48% \_ 0.22 \_ RISE \_ 1 days \_ AFTER \_ H-Ea180Ur \_ 27  
 68.97% \_ 0.84 \_ RISE \_ 3 days \_ AFTER \_ H-Ea120Ma \_ 29  
 68.97% \_ 0.76 \_ RISE \_ 3 days \_ AFTER \_ H-Ea180Ne \_ 29  
 85.19% \_ 0.91 \_ RISE \_ 10 days \_ AFTER \_ H-Ma30Ju \_ 27  
 67.61% \_ -0.72 \_ FALL \_ 1 days \_ AFTER \_ G-Mo150Su \_ 72  
 73.33% \_ -0.28 \_ FALL \_ 1 days \_ AFTER \_ G-Ma60Sa \_ 30  
 73.53% \_ -0.52 \_ FALL \_ 1 days \_ AFTER \_ G-Ma150PI \_ 34  
 72.73% \_ -0.27 \_ FALL \_ 1 days \_ AFTER \_ H-Ve30Ea \_ 33  
 69.77% \_ -0.25 \_ FALL \_ 1 days \_ AFTER \_ H-Ve0Ju \_ 43  
 67.44% \_ -0.46 \_ FALL \_ 1 days \_ AFTER \_ H-Ve180Ne \_ 43

68.75% \_ -0.37 \_ FALL \_ 1 days \_ AFTER \_ H-Ea120Ju \_ 48  
 88.46% \_ -0.26 \_ FALL \_ 1 days \_ AFTER \_ H-Ea180Sa \_ 26  
 85.19% \_ -0.35 \_ FALL \_ 1 days \_ AFTER \_ H-Ea0Ne \_ 27  
 73.33% \_ -0.88 \_ FALL \_ 3 days \_ AFTER \_ G-Ma120Ju \_ 30

(CATP) Cambridge Technology start April-13-1993

69.44% \_ 0.79 \_ RISE \_ 1 days \_ BEFORE \_ H-Me120Ea \_ 36  
 70.27% \_ 1.10 \_ RISE \_ 3 days \_ BEFORE \_ H-Me120Ea \_ 37  
 75.00% \_ 0.79 \_ RISE \_ 1 days \_ AFTER \_ G-Mo0Me \_ 36  
 68.00% \_ 0.85 \_ RISE \_ 1 days \_ AFTER \_ G-Mo30Ma \_ 75  
 68.35% \_ 0.91 \_ RISE \_ 1 days \_ AFTER \_ G-Mo90Ur \_ 79  
 73.33% \_ 0.55 \_ RISE \_ 1 days \_ AFTER \_ H-Me120Sa \_ 45  
 68.09% \_ 1.01 \_ RISE \_ 3 days \_ AFTER \_ H-Me120PI \_ 47

(CB) Chubb start Jan-14-1972

69.44% \_ 0.75 \_ RISE \_ 1 days \_ BEFORE \_ G-Mo0Ve \_ 36  
 70.67% \_ 0.80 \_ RISE \_ 1 days \_ BEFORE \_ G-Mo30Su \_ 75  
 68.42% \_ 0.68 \_ RISE \_ 1 days \_ BEFORE \_ G-Mo180Ma \_ 38  
 69.35% \_ 0.41 \_ RISE \_ 1 days \_ BEFORE \_ G-Me60Ma \_ 62  
 69.84% \_ 0.25 \_ RISE \_ 1 days \_ BEFORE \_ G-Me60Sa \_ 63  
 70.00% \_ 0.35 \_ RISE \_ 3 days \_ BEFORE \_ G-Me30Ju \_ 70  
 71.43% \_ 0.41 \_ RISE \_ 3 days \_ BEFORE \_ G-Ve180Ur \_ 28  
 71.43% \_ 0.25 \_ RISE \_ 3 days \_ BEFORE \_ G-Ma60Ne \_ 28  
 68.97% \_ 0.39 \_ RISE \_ 3 days \_ BEFORE \_ G-Ma90Ne \_ 29  
 73.47% \_ 0.52 \_ RISE \_ 3 days \_ BEFORE \_ H-Ea60Ju \_ 49  
 74.07% \_ 0.47 \_ RISE \_ 3 days \_ BEFORE \_ H-Ma150PI \_ 27  
 67.50% \_ -1.06 \_ FALL \_ 1 days \_ BEFORE \_ G-Mo0Ur \_ 40  
 69.23% \_ -0.94 \_ FALL \_ 1 days \_ BEFORE \_ G-Mo0Ne \_ 39  
 69.44% \_ 0.76 \_ RISE \_ 1 days \_ AFTER \_ G-Mo0Me \_ 36  
 68.42% \_ 0.55 \_ RISE \_ 1 days \_ AFTER \_ G-Mo180Ma \_ 38  
 80.00% \_ 0.20 \_ RISE \_ 1 days \_ AFTER \_ G-Me180Ur \_ 25  
 70.21% \_ 0.29 \_ RISE \_ 1 days \_ AFTER \_ G-Ve60Ju \_ 47  
 75.51% \_ 0.34 \_ RISE \_ 1 days \_ AFTER \_ G-Ve30Sa \_ 49  
 74.07% \_ 0.40 \_ RISE \_ 3 days \_ AFTER \_ H-Ma30Ne \_ 27  
 70.37% \_ -0.22 \_ FALL \_ 1 days \_ AFTER \_ G-Me60Ur \_ 54  
 71.43% \_ -0.22 \_ FALL \_ 1 days \_ AFTER \_ G-Ma30Ur \_ 28  
 73.33% \_ -0.29 \_ FALL \_ 1 days \_ AFTER \_ G-Ma150PI \_ 30  
 68.92% \_ -0.23 \_ FALL \_ 1 days \_ AFTER \_ H-Me180Ea \_ 74  
 74.19% \_ -0.23 \_ FALL \_ 1 days \_ AFTER \_ H-Ve90Ea \_ 31  
 68.83% \_ -0.19 \_ FALL \_ 1 days \_ AFTER \_ H-Ve150Ne \_ 77  
 69.77% \_ -0.20 \_ FALL \_ 1 days \_ AFTER \_ H-Ea60Ju \_ 43

(CBE)Cooper Industries start Jan-3-1968

68.75% \_ 0.65 \_ RISE \_ 3 days \_ BEFORE \_ H-Ma90Ne \_ 32  
 68.97% \_ -1.24 \_ FALL \_ 3 days \_ BEFORE \_ H-Ea150Ma \_ 29  
 72.88% \_ 0.25 \_ RISE \_ 1 days \_ AFTER \_ G-Me120Sa \_ 59  
 68.33% \_ 0.42 \_ RISE \_ 1 days \_ AFTER \_ G-Me120Ne \_ 60  
 68.97% \_ 0.39 \_ RISE \_ 1 days \_ AFTER \_ G-Me180PI \_ 29  
 73.21% \_ 0.31 \_ RISE \_ 1 days \_ AFTER \_ G-Ve30Ur \_ 56  
 78.57% \_ 0.34 \_ RISE \_ 1 days \_ AFTER \_ G-Ve0Ne \_ 28  
 70.37% \_ 0.36 \_ RISE \_ 1 days \_ AFTER \_ G-Su30PI \_ 54  
 67.86% \_ 0.34 \_ RISE \_ 1 days \_ AFTER \_ H-Ve150Ma \_ 56  
 68.63% \_ 0.31 \_ RISE \_ 1 days \_ AFTER \_ H-Ea120Sa \_ 51  
 68.75% \_ 0.77 \_ RISE \_ 3 days \_ AFTER \_ G-Ve0Ur \_ 32  
 75.00% \_ 0.56 \_ RISE \_ 3 days \_ AFTER \_ G-Ve0PI \_ 32  
 68.97% \_ 0.63 \_ RISE \_ 3 days \_ AFTER \_ H-Ea150Ma \_ 29  
 77.78% \_ -0.33 \_ FALL \_ 1 days \_ AFTER \_ G-Ve180Sa \_ 27  
 68.97% \_ -0.39 \_ FALL \_ 1 days \_ AFTER \_ G-Ma60Sa \_ 29  
 70.00% \_ -0.29 \_ FALL \_ 1 days \_ AFTER \_ H-Me0Ma \_ 90  
 70.45% \_ -0.36 \_ FALL \_ 1 days \_ AFTER \_ H-Ve180Ne \_ 44  
 68.97% \_ -0.31 \_ FALL \_ 3 days \_ AFTER \_ H-Ma90Sa \_ 29

(CBRL) Cracker Barrel start Nov-5-1981

69.44% \_ 0.54 \_ RISE \_ 1 days \_ BEFORE \_ G-Mo0Me \_ 36  
 75.86% \_ 0.25 \_ RISE \_ 1 days \_ BEFORE \_ G-Su30Sa \_ 29  
 72.41% \_ 0.36 \_ RISE \_ 1 days \_ BEFORE \_ G-Su120Ur \_ 29  
 75.86% \_ 0.24 \_ RISE \_ 1 days \_ BEFORE \_ H-Ea150Sa \_ 29  
 67.74% \_ 0.31 \_ RISE \_ 1 days \_ BEFORE \_ H-Ea150Ne \_ 31  
 69.23% \_ 0.34 \_ RISE \_ 3 days \_ BEFORE \_ G-Me30Sa \_ 39  
 78.57% \_ 0.49 \_ RISE \_ 3 days \_ BEFORE \_ G-Ve60Ju \_ 28  
 71.43% \_ 0.46 \_ RISE \_ 3 days \_ BEFORE \_ G-Su120Ur \_ 28  
 72.41% \_ 0.36 \_ RISE \_ 3 days \_ BEFORE \_ H-Ea30Ju \_ 29  
 70.00% \_ 0.46 \_ RISE \_ 3 days \_ BEFORE \_ H-Ea150Sa \_ 30  
 69.70% \_ 0.42 \_ RISE \_ 3 days \_ BEFORE \_ H-Ea150Ne \_ 33  
 75.00% \_ -0.34 \_ FALL \_ 1 days \_ BEFORE \_ G-Me150Ju \_ 32  
 70.00% \_ -0.14 \_ FALL \_ 1 days \_ BEFORE \_ G-Ve90Ju \_ 30  
 74.07% \_ -0.28 \_ FALL \_ 1 days \_ BEFORE \_ G-Su150Ur \_ 27  
 70.00% \_ -0.60 \_ FALL \_ 3 days \_ BEFORE \_ G-Su150Ur \_ 30  
 72.41% \_ -0.47 \_ FALL \_ 3 days \_ BEFORE \_ H-Ea30Ur \_ 29  
 68.89% \_ 0.22 \_ RISE \_ 1 days \_ AFTER \_ H-Ve120Sa \_ 45  
 71.43% \_ 0.17 \_ RISE \_ 1 days \_ AFTER \_ H-Ea120Ur \_ 28  
 80.00% \_ 0.21 \_ RISE \_ 1 days \_ AFTER \_ H-Ea60PI \_ 25  
 68.57% \_ 0.37 \_ RISE \_ 3 days \_ AFTER \_ G-Me60Ve \_ 35  
 71.43% \_ 0.42 \_ RISE \_ 3 days \_ AFTER \_ G-Me30Ne \_ 42  
 68.97% \_ 0.45 \_ RISE \_ 3 days \_ AFTER \_ H-Ea120Sa \_ 30

70.00% \_ 0.48 \_ RISE \_ 3 days \_ AFTER \_ H-Ea120Ne \_ 30  
 68.97% \_ 0.41 \_ RISE \_ 3 days \_ AFTER \_ H-Ea60PI \_ 29  
 67.57% \_ -0.22 \_ FALL \_ 1 days \_ AFTER \_ G-Me30Ju \_ 37  
 68.75% \_ -0.30 \_ FALL \_ 1 days \_ AFTER \_ G-Me150Ju \_ 32  
 74.19% \_ -0.28 \_ FALL \_ 1 days \_ AFTER \_ G-Me150Sa \_ 31  
 80.00% \_ -0.21 \_ FALL \_ 1 days \_ AFTER \_ H-Ve90Ma \_ 30  
 81.48% \_ -0.19 \_ FALL \_ 1 days \_ AFTER \_ H-Ea90Ju \_ 27  
 75.00% \_ -0.32 \_ FALL \_ 3 days \_ AFTER \_ G-Ve60Ju \_ 28  
 74.07% \_ -0.39 \_ FALL \_ 3 days \_ AFTER \_ G-Su90Ju \_ 27  
 68.97% \_ -0.39 \_ FALL \_ 3 days \_ AFTER \_ H-Me180Ju \_ 58  
 68.63% \_ -0.38 \_ FALL \_ 3 days \_ AFTER \_ H-Ve30Ne \_ 51

(CBS) CBS Corp. start Nov-21-1995

67.31% \_ 0.49 \_ RISE \_ 1 days \_ AFTER \_ G-Mo60Ve \_ 52  
 68.75% \_ 0.53 \_ RISE \_ 1 days \_ AFTER \_ G-Mo120Su \_ 48  
 69.09% \_ 0.56 \_ RISE \_ 1 days \_ AFTER \_ G-Mo30Sa \_ 55  
 72.34% \_ 0.44 \_ RISE \_ 1 days \_ AFTER \_ G-Mo30Ur \_ 47  
 67.31% \_ 0.54 \_ RISE \_ 1 days \_ AFTER \_ G-Mo60Ur \_ 52  
 67.86% \_ 0.44 \_ RISE \_ 1 days \_ AFTER \_ G-Mo90PI \_ 56

(CC) Circuit City start Jan-3-1968

67.74% \_ 0.34 \_ RISE \_ 1 days \_ BEFORE \_ G-Me0PI \_ 31  
 71.79% \_ 0.23 \_ RISE \_ 1 days \_ BEFORE \_ H-Ea30PI \_ 39  
 69.05% \_ 0.40 \_ RISE \_ 3 days \_ BEFORE \_ H-Ea60Ne \_ 42  
 69.44% \_ -0.50 \_ FALL \_ 1 days \_ BEFORE \_ G-Mo180Su \_ 36  
 72.22% \_ -0.66 \_ FALL \_ 1 days \_ BEFORE \_ G-Mo0Ma \_ 36  
 69.44% \_ -0.18 \_ FALL \_ 1 days \_ BEFORE \_ G-Su90Ju \_ 36  
 69.05% \_ -0.30 \_ FALL \_ 1 days \_ BEFORE \_ H-Ve30Ma \_ 42  
 67.65% \_ -0.32 \_ FALL \_ 1 days \_ BEFORE \_ H-Ve0PI \_ 34  
 75.00% \_ -0.28 \_ FALL \_ 3 days \_ BEFORE \_ G-Me0Ur \_ 36  
 72.92% \_ -0.43 \_ FALL \_ 3 days \_ BEFORE \_ G-Ve60PI \_ 48  
 74.36% \_ -0.44 \_ FALL \_ 3 days \_ BEFORE \_ H-Ve0PI \_ 39  
 68.57% \_ 0.76 \_ RISE \_ 1 days \_ AFTER \_ G-Mo0Me \_ 35  
 71.43% \_ 0.29 \_ RISE \_ 1 days \_ AFTER \_ G-Me120Ne \_ 49  
 72.22% \_ 0.25 \_ RISE \_ 1 days \_ AFTER \_ G-Su60Ju \_ 36  
 67.50% \_ 0.27 \_ RISE \_ 1 days \_ AFTER \_ G-Su120Ne \_ 40  
 78.57% \_ 0.17 \_ RISE \_ 1 days \_ AFTER \_ H-Ve120Ea \_ 28  
 76.67% \_ 0.28 \_ RISE \_ 1 days \_ AFTER \_ H-Ve180Ju \_ 30  
 70.00% \_ 0.54 \_ RISE \_ 3 days \_ AFTER \_ G-Su60Ju \_ 40  
 71.79% \_ 0.31 \_ RISE \_ 3 days \_ AFTER \_ H-Ea90Sa \_ 39  
 69.44% \_ -0.70 \_ FALL \_ 1 days \_ AFTER \_ G-Mo180Su \_ 36  
 72.97% \_ -0.62 \_ FALL \_ 1 days \_ AFTER \_ G-Mo180PI \_ 37  
 68.57% \_ -0.16 \_ FALL \_ 1 days \_ AFTER \_ G-Me90Ma \_ 35

70.27% \_ -0.18 \_ FALL \_ 1 days \_ AFTER \_ G-Ve90Ne \_ 37  
 76.92% \_ -0.20 \_ FALL \_ 1 days \_ AFTER \_ G-Ma120Ne \_ 26  
 79.10% \_ -0.26 \_ FALL \_ 1 days \_ AFTER \_ H-Ve60Ne \_ 67  
 69.77% \_ -0.38 \_ FALL \_ 3 days \_ AFTER \_ H-Ea60Sa \_ 43

(CCE) Coca-Cola Enterprises start Nov-24-1986

75.68% \_ 0.46 \_ RISE \_ 1 days \_ BEFORE \_ H-Me180Ju \_ 37  
 69.70% \_ 0.58 \_ RISE \_ 1 days \_ AFTER \_ G-Mo0Me \_ 33  
 68.75% \_ 0.95 \_ RISE \_ 1 days \_ AFTER \_ G-Mo180Su \_ 32  
 71.43% \_ 0.59 \_ RISE \_ 1 days \_ AFTER \_ G-Mo180Ma \_ 35  
 70.27% \_ 0.78 \_ RISE \_ 1 days \_ AFTER \_ G-Mo0Ju \_ 37  
 71.43% \_ 0.70 \_ RISE \_ 1 days \_ AFTER \_ G-Mo0Ur \_ 35  
 69.44% \_ 0.60 \_ RISE \_ 1 days \_ AFTER \_ G-Mo0PI \_ 36  
 70.00% \_ 0.42 \_ RISE \_ 1 days \_ AFTER \_ H-Ve90Ju \_ 30  
 67.65% \_ 0.43 \_ RISE \_ 1 days \_ AFTER \_ H-Ve60Ne \_ 34  
 69.44% \_ 0.59 \_ RISE \_ 3 days \_ AFTER \_ H-Ve120Sa \_ 36  
 71.43% \_ 0.71 \_ RISE \_ 3 days \_ AFTER \_ H-Ve30PI \_ 28  
 74.07% \_ -0.28 \_ FALL \_ 1 days \_ AFTER \_ H-Ve30Ju \_ 27  
 74.07% \_ -0.65 \_ FALL \_ 3 days \_ AFTER \_ H-Ve30Sa \_ 27

(CCK) Crown Cork & Seal start Jan-3-1968

71.43% \_ 0.24 \_ RISE \_ 1 days \_ BEFORE \_ G-Me180Ne \_ 28  
 68.75% \_ 0.18 \_ RISE \_ 1 days \_ BEFORE \_ G-Su120Sa \_ 48  
 81.48% \_ 0.17 \_ RISE \_ 1 days \_ BEFORE \_ G-Ma30Ne \_ 27  
 71.43% \_ 0.26 \_ RISE \_ 1 days \_ BEFORE \_ G-Ma30PI \_ 28  
 69.44% \_ 0.26 \_ RISE \_ 3 days \_ BEFORE \_ G-Ma150PI \_ 36  
 71.74% \_ 0.34 \_ RISE \_ 3 days \_ BEFORE \_ H-Ve180Sa \_ 46  
 73.33% \_ 0.19 \_ RISE \_ 3 days \_ BEFORE \_ H-Ma30Ne \_ 30  
 68.97% \_ 0.39 \_ RISE \_ 3 days \_ BEFORE \_ H-Ma90PI \_ 29  
 68.63% \_ -0.25 \_ FALL \_ 1 days \_ BEFORE \_ G-Ve120Ju \_ 51  
 67.65% \_ -0.21 \_ FALL \_ 1 days \_ BEFORE \_ G-Ma150Ne \_ 34  
 69.70% \_ 0.31 \_ RISE \_ 3 days \_ AFTER \_ G-Me180Sa \_ 33  
 80.00% \_ 0.48 \_ RISE \_ 10 days \_ AFTER \_ G-Ve0Ur \_ 30  
 68.06% \_ -0.63 \_ FALL \_ 1 days \_ AFTER \_ G-Mo90Ve \_ 72  
 68.18% \_ -0.10 \_ FALL \_ 1 days \_ AFTER \_ G-Me120Ju \_ 66  
 71.43% \_ -0.21 \_ FALL \_ 1 days \_ AFTER \_ G-Su150Sa \_ 49  
 86.67% \_ -0.12 \_ FALL \_ 1 days \_ AFTER \_ G-Ma150PI \_ 30  
 67.39% \_ -0.17 \_ FALL \_ 1 days \_ AFTER \_ H-Ve180Ne \_ 46  
 73.47% \_ -0.13 \_ FALL \_ 1 days \_ AFTER \_ H-Ea150Ju \_ 50  
 75.00% \_ -0.20 \_ FALL \_ 1 days \_ AFTER \_ H-Ma90Ur \_ 28  
 76.67% \_ -0.15 \_ FALL \_ 1 days \_ AFTER \_ H-Ma120Ne \_ 30  
 68.00% \_ -0.24 \_ FALL \_ 3 days \_ AFTER \_ H-Ea90Ju \_ 50

(CCL) Carnival Corp. start July-27-1987

74.07% \_ 0.37 \_ RISE \_ 3 days \_ BEFORE \_ G-Me150Ur \_ 27  
 70.59% \_ 0.55 \_ RISE \_ 3 days \_ BEFORE \_ H-Ve60Ne \_ 34  
 70.59% \_ -0.20 \_ FALL \_ 1 days \_ BEFORE \_ H-Me0Ea \_ 34  
 68.57% \_ -0.48 \_ FALL \_ 3 days \_ BEFORE \_ H-Ve60Sa \_ 35  
 72.73% \_ 0.42 \_ RISE \_ 1 days \_ AFTER \_ G-Mo0Me \_ 33  
 69.44% \_ 0.46 \_ RISE \_ 1 days \_ AFTER \_ G-Mo60Ve \_ 72  
 68.66% \_ 0.40 \_ RISE \_ 1 days \_ AFTER \_ G-Mo30Su \_ 67  
 75.00% \_ 0.53 \_ RISE \_ 1 days \_ AFTER \_ G-Mo0Ma \_ 36  
 70.27% \_ 0.38 \_ RISE \_ 1 days \_ AFTER \_ G-Mo0Ju \_ 37  
 70.27% \_ 0.33 \_ RISE \_ 1 days \_ AFTER \_ H-Ve90Ne \_ 37  
 70.59% \_ 0.30 \_ RISE \_ 1 days \_ AFTER \_ H-Ve30PI \_ 34  
 69.70% \_ 0.35 \_ RISE \_ 3 days \_ AFTER \_ H-Ve30Ju \_ 33  
 69.44% \_ 0.36 \_ RISE \_ 3 days \_ AFTER \_ H-Ve30PI \_ 36  
 70.00% \_ -0.46 \_ FALL \_ 3 days \_ AFTER \_ G-Me0Ve \_ 30

(CCR) Countrywide Credit start March-13-1979

72.22% \_ 0.53 \_ RISE \_ 1 days \_ BEFORE \_ G-Mo0Ve \_ 36  
 73.53% \_ 0.26 \_ RISE \_ 1 days \_ BEFORE \_ G-Ve150Sa \_ 34  
 70.27% \_ 0.49 \_ RISE \_ 3 days \_ BEFORE \_ H-Ve60Ma \_ 37  
 73.33% \_ 0.47 \_ RISE \_ 3 days \_ BEFORE \_ H-Ea30Ju \_ 30  
 68.57% \_ -0.17 \_ FALL \_ 1 days \_ BEFORE \_ G-Me120Ju \_ 35  
 69.70% \_ -0.22 \_ FALL \_ 1 days \_ BEFORE \_ G-Ve150Ju \_ 33  
 70.00% \_ -0.21 \_ FALL \_ 1 days \_ BEFORE \_ G-Su120Sa \_ 30  
 71.43% \_ -0.25 \_ FALL \_ 1 days \_ BEFORE \_ G-Su60Ur \_ 28  
 67.74% \_ -0.21 \_ FALL \_ 1 days \_ BEFORE \_ G-Su90PI \_ 31  
 78.57% \_ -0.24 \_ FALL \_ 1 days \_ BEFORE \_ H-Ve0PI \_ 28  
 72.73% \_ -0.14 \_ FALL \_ 1 days \_ BEFORE \_ H-Ea90Ur \_ 33  
 68.89% \_ -0.36 \_ FALL \_ 3 days \_ BEFORE \_ G-Me0Ve \_ 45  
 67.50% \_ 0.53 \_ RISE \_ 1 days \_ AFTER \_ G-Mo0Ur \_ 40  
 67.50% \_ 0.63 \_ RISE \_ 1 days \_ AFTER \_ G-Mo180PI \_ 40  
 70.97% \_ 0.27 \_ RISE \_ 1 days \_ AFTER \_ G-Ve60Ur \_ 31  
 67.65% \_ 0.34 \_ RISE \_ 1 days \_ AFTER \_ G-Ve150Ne \_ 34  
 70.00% \_ 0.37 \_ RISE \_ 1 days \_ AFTER \_ H-Ve120Sa \_ 50  
 68.42% \_ 0.37 \_ RISE \_ 3 days \_ AFTER \_ G-Me120PI \_ 38  
 68.75% \_ 0.25 \_ RISE \_ 3 days \_ AFTER \_ G-Ve120Ur \_ 32  
 69.44% \_ 0.44 \_ RISE \_ 3 days \_ AFTER \_ G-Ve30PI \_ 36  
 68.57% \_ -0.22 \_ FALL \_ 1 days \_ AFTER \_ G-Me120Ju \_ 35  
 68.89% \_ -0.13 \_ FALL \_ 1 days \_ AFTER \_ G-Me30Sa \_ 45  
 69.44% \_ -0.33 \_ FALL \_ 1 days \_ AFTER \_ G-Me60Ur \_ 36  
 75.86% \_ -0.22 \_ FALL \_ 1 days \_ AFTER \_ G-Ve90Ur \_ 29  
 68.75% \_ -0.37 \_ FALL \_ 1 days \_ AFTER \_ G-Ve60Ne \_ 32  
 70.97% \_ -0.25 \_ FALL \_ 1 days \_ AFTER \_ G-Ve120Ne \_ 31

68.75% \_ -0.26 \_ FALL \_ 1 days \_ AFTER \_ G-Su120Ur \_ 32  
 67.74% \_ -0.22 \_ FALL \_ 1 days \_ AFTER \_ H-Ve60Ma \_ 31  
 70.97% \_ -0.15 \_ FALL \_ 3 days \_ AFTER \_ G-Su120Ju \_ 31  
 72.97% \_ -0.33 \_ FALL \_ 3 days \_ AFTER \_ H-Ve60Ma \_ 37  
 69.44% \_ -0.40 \_ FALL \_ 3 days \_ AFTER \_ H-Ve150Ma \_ 36

(CCU) Clear Channel Commun. start April-23-1984

67.57% \_ 1.05 \_ RISE \_ 1 days \_ BEFORE \_ G-Mo0Ve \_ 37  
 67.50% \_ 1.07 \_ RISE \_ 1 days \_ BEFORE \_ G-Mo180PI \_ 40  
 71.88% \_ 0.24 \_ RISE \_ 1 days \_ BEFORE \_ G-Me150Ne \_ 32  
 67.74% \_ 0.23 \_ RISE \_ 1 days \_ BEFORE \_ G-Ve30Ur \_ 31  
 79.49% \_ 0.47 \_ RISE \_ 1 days \_ BEFORE \_ H-Ve60Ju \_ 39  
 68.75% \_ 0.22 \_ RISE \_ 3 days \_ BEFORE \_ G-Ve30Ur \_ 32  
 68.57% \_ 0.58 \_ RISE \_ 3 days \_ BEFORE \_ H-Me120Ve \_ 70  
 68.18% \_ 0.87 \_ RISE \_ 3 days \_ BEFORE \_ H-Ve90Ur \_ 44  
 84.38% \_ 0.37 \_ RISE \_ 10 days \_ BEFORE \_ H-Ve30Ma \_ 32  
 81.48% \_ 1.16 \_ RISE \_ 10 days \_ BEFORE \_ H-Ea60Ju \_ 27  
 67.65% \_ -0.45 \_ FALL \_ 1 days \_ BEFORE \_ G-Me150Ju \_ 34  
 67.65% \_ -0.24 \_ FALL \_ 1 days \_ BEFORE \_ G-Me60Ur \_ 34  
 80.77% \_ -0.32 \_ FALL \_ 1 days \_ BEFORE \_ G-Ve120Sa \_ 26  
 73.33% \_ -0.46 \_ FALL \_ 3 days \_ BEFORE \_ G-Ve150Sa \_ 30  
 70.00% \_ 0.94 \_ RISE \_ 1 days \_ AFTER \_ G-Mo180Ju \_ 40  
 68.75% \_ 0.40 \_ RISE \_ 3 days \_ AFTER \_ G-Me60Ve \_ 32  
 74.29% \_ 0.42 \_ RISE \_ 3 days \_ AFTER \_ G-Me60PI \_ 35  
 78.57% \_ 0.49 \_ RISE \_ 3 days \_ AFTER \_ G-Ve30Ne \_ 28  
 81.48% \_ 0.53 \_ RISE \_ 3 days \_ AFTER \_ G-Su30Ne \_ 27  
 73.53% \_ 0.71 \_ RISE \_ 3 days \_ AFTER \_ H-Me0Ve \_ 34  
 82.76% \_ 1.30 \_ RISE \_ 10 days \_ AFTER \_ G-Su30Ne \_ 30  
 82.14% \_ 1.45 \_ RISE \_ 10 days \_ AFTER \_ H-Ea150Ur \_ 28  
 88.89% \_ 1.01 \_ RISE \_ 10 days \_ AFTER \_ H-Ea150Ne \_ 28  
 69.44% \_ -0.16 \_ FALL \_ 1 days \_ AFTER \_ G-Me30Ne \_ 36

(CD) Cendant Corp. start Feb-13-1998

NONE

CEFT -Concord EFS, Inc. start June-21-1984

68.42% \_ 0.48 \_ RISE \_ 1 days \_ BEFORE \_ G-Mo0Su \_ 38  
 67.57% \_ 0.13 \_ RISE \_ 1 days \_ BEFORE \_ H-Me0Ea \_ 37  
 68.63% \_ 0.15 \_ RISE \_ 1 days \_ BEFORE \_ H-Me0Ur \_ 51  
 82.76% \_ 0.32 \_ RISE \_ 3 days \_ BEFORE \_ G-Me120Ju \_ 29  
 71.43% \_ 0.26 \_ RISE \_ 3 days \_ BEFORE \_ G-Me120Sa \_ 28  
 80.00% \_ 0.29 \_ RISE \_ 3 days \_ BEFORE \_ G-Su30Ju \_ 25  
 71.43% \_ 0.25 \_ RISE \_ 3 days \_ BEFORE \_ H-Ea150Ne \_ 28

67.74% \_ -0.17 \_ FALL \_ 1 days \_ BEFORE \_ G-Me120Ne \_ 31  
 69.70% \_ -0.25 \_ FALL \_ 3 days \_ BEFORE \_ G-Me60Ur \_ 33  
 70.59% \_ -0.25 \_ FALL \_ 3 days \_ BEFORE \_ G-Me120Ne \_ 34  
 67.50% \_ 0.45 \_ RISE \_ 1 days \_ AFTER \_ G-Mo0Sa \_ 40  
 67.50% \_ 0.49 \_ RISE \_ 1 days \_ AFTER \_ H-Me180Ea \_ 40  
 84.00% \_ 0.06 \_ RISE \_ 1 days \_ AFTER \_ H-Ve30Ma \_ 25  
 68.42% \_ 0.05 \_ RISE \_ 1 days \_ AFTER \_ H-Ve60PI \_ 38  
 75.00% \_ 0.14 \_ RISE \_ 3 days \_ AFTER \_ G-Me30Sa \_ 32  
 72.41% \_ 0.30 \_ RISE \_ 3 days \_ AFTER \_ G-Me120Ur \_ 29  
 71.43% \_ 0.17 \_ RISE \_ 3 days \_ AFTER \_ G-Me150Ur \_ 28  
 69.44% \_ 0.37 \_ RISE \_ 3 days \_ AFTER \_ G-Me60PI \_ 36  
 68.29% \_ 0.30 \_ RISE \_ 3 days \_ AFTER \_ H-Ve90Ne \_ 41  
 80.77% \_ 0.30 \_ RISE \_ 10 days \_ AFTER \_ H-Ea150Ne \_ 27  
 68.75% \_ -0.13 \_ FALL \_ 1 days \_ AFTER \_ G-Me30PI \_ 34  
 67.65% \_ -0.15 \_ FALL \_ 1 days \_ AFTER \_ G-Me30PI \_ 34  
 73.68% \_ -0.08 \_ FALL \_ 1 days \_ AFTER \_ H-Ve90Ur \_ 38  
 77.50% \_ -0.13 \_ FALL \_ 1 days \_ AFTER \_ H-Ve150Ne \_ 40

(CEN) Ceridian start Aug-26-1969

67.74% \_ 0.33 \_ RISE \_ 1 days \_ BEFORE \_ G-Ma30PI \_ 31  
 74.19% \_ 0.65 \_ RISE \_ 3 days \_ BEFORE \_ H-Ve0Ma \_ 31  
 75.00% \_ 0.85 \_ RISE \_ 3 days \_ BEFORE \_ H-Ma90PI \_ 28  
 75.68% \_ -0.83 \_ FALL \_ 1 days \_ BEFORE \_ G-Mo0Ma \_ 37  
 75.44% \_ -0.54 \_ FALL \_ 1 days \_ BEFORE \_ G-Me150Ju \_ 57  
 68.97% \_ -0.39 \_ FALL \_ 1 days \_ BEFORE \_ G-Ma30Ju \_ 29  
 74.07% \_ -0.53 \_ FALL \_ 1 days \_ BEFORE \_ H-Ma120PI \_ 27  
 69.09% \_ -1.05 \_ FALL \_ 3 days \_ BEFORE \_ G-Su60Sa \_ 55  
 74.07% \_ -1.27 \_ FALL \_ 3 days \_ BEFORE \_ H-Ea150Ma \_ 27  
 69.64% \_ 0.58 \_ RISE \_ 1 days \_ AFTER \_ G-Me150Ne \_ 56  
 69.09% \_ 0.56 \_ RISE \_ 1 days \_ AFTER \_ G-Ve90PI \_ 55  
 68.18% \_ 0.36 \_ RISE \_ 1 days \_ AFTER \_ H-Ea150Sa \_ 44  
 68.89% \_ 0.52 \_ RISE \_ 1 days \_ AFTER \_ H-Ea120Ne \_ 45  
 82.14% \_ 0.92 \_ RISE \_ 3 days \_ AFTER \_ G-Me180Sa \_ 28  
 73.33% \_ 0.84 \_ RISE \_ 3 days \_ AFTER \_ G-Ve0Ma \_ 30  
 70.97% \_ 0.79 \_ RISE \_ 3 days \_ AFTER \_ G-Ve0Ur \_ 31  
 69.44% \_ 0.65 \_ RISE \_ 3 days \_ AFTER \_ H-Ve150Ea \_ 36  
 68.97% \_ 1.04 \_ RISE \_ 3 days \_ AFTER \_ H-Ea180Ne \_ 29  
 68.97% \_ 1.01 \_ RISE \_ 3 days \_ AFTER \_ H-Ma60Ur \_ 29  
 69.44% \_ -0.84 \_ FALL \_ 1 days \_ AFTER \_ G-Mo180Ur \_ 37  
 70.31% \_ -0.37 \_ FALL \_ 1 days \_ AFTER \_ G-Me120Ne \_ 64  
 73.33% \_ -0.61 \_ FALL \_ 1 days \_ AFTER \_ G-Ma120Ne \_ 30  
 67.39% \_ -0.52 \_ FALL \_ 1 days \_ AFTER \_ H-Ea60PI \_ 46  
 73.53% \_ -1.12 \_ FALL \_ 3 days \_ AFTER \_ G-Ma120Ne \_ 34

72.00% -1.15 FALL 3 days AFTER H-Ea90Sa 50

(CEXP) Corporate Express start Sept-26-1994

68.75% 0.49 RISE 1 days BEFORE H-Me30Ne 32  
 68.42% 0.36 RISE 1 days AFTER G-Mo180PI 38  
 68.97% 0.51 RISE 1 days AFTER H-Me30Ma 29  
 70.00% 0.74 RISE 3 days AFTER H-Me120Ma 30  
 68.57% 0.73 RISE 3 days AFTER H-Me30Ne 35  
 76.47% 0.72 RISE 3 days AFTER H-Me90PI 34  
 72.41% -0.70 FALL 1 days AFTER H-Me150Ma 29  
 69.70% -0.45 FALL 1 days AFTER H-Me120Ju 33  
 92.86% -0.39 FALL 1 days AFTER H-Me60Sa 28

(CG) Columbia Energy Group start Jan-3-1968

75.86% 0.24 RISE 1 days BEFORE G-Me180Ur 29  
 67.27% 0.30 RISE 1 days BEFORE G-Su60Ne 55  
 69.01% 0.48 RISE 3 days BEFORE G-Me120Ur 71  
 77.78% 0.51 RISE 3 days BEFORE G-Su60Ma 27  
 70.97% 0.54 RISE 3 days BEFORE G-Ma30PI 31  
 78.12% 0.56 RISE 3 days BEFORE H-Ma150PI 32  
 78.57% -0.27 FALL 1 days BEFORE G-Ma150Ju 28  
 70.59% -0.28 FALL 1 days BEFORE G-Ma120Ur 34  
 67.57% 0.60 RISE 1 days AFTER G-Mo0Su 37  
 67.12% 0.47 RISE 1 days AFTER G-Mo60Sa 73  
 70.00% 0.27 RISE 1 days AFTER G-Me180Ne 30  
 68.75% 0.34 RISE 1 days AFTER G-Me0PI 32  
 67.53% 0.24 RISE 1 days AFTER H-Ve60Ju 77  
 72.34% 0.28 RISE 1 days AFTER H-Ea150PI 47  
 68.57% 0.46 RISE 3 days AFTER G-Me0Ju 35  
 93.33% 0.64 RISE 3 days AFTER G-Me180Sa 30  
 71.93% 0.51 RISE 3 days AFTER G-Ve150Ne 57  
 70.00% 0.43 RISE 3 days AFTER G-Ma90Ju 30  
 73.33% 0.54 RISE 3 days AFTER G-Ma90PI 30  
 73.33% 0.63 RISE 3 days AFTER H-Ea120Ma 30  
 77.78% 0.50 RISE 3 days AFTER H-Ma30Sa 27  
 71.43% -0.29 FALL 1 days AFTER G-Ve90Sa 49  
 73.08% -0.24 FALL 1 days AFTER G-Su120Ur 52  
 74.07% -0.36 FALL 1 days AFTER G-Ma90Ne 27  
 73.33% -0.35 FALL 1 days AFTER G-Ma120Ne 30  
 68.97% -0.25 FALL 1 days AFTER H-Ve30Ea 29  
 68.00% -0.24 FALL 1 days AFTER H-Ea120Sa 50

(CGP) Coastal Corp. start Aug-26-1969

68.42% 0.31 RISE 1 days BEFORE G-Mo180Me 38  
 67.74% 0.16 RISE 1 days BEFORE G-Ma90Ne 31  
 67.74% 0.16 RISE 1 days BEFORE H-Ma150Ne 31  
 68.52% 0.36 RISE 3 days BEFORE G-Su30Ne 54  
 71.43% -0.28 FALL 1 days BEFORE G-Ve0Ma 28  
 76.92% -0.19 FALL 1 days BEFORE H-Ma30Sa 26  
 68.97% -0.16 FALL 3 days BEFORE G-Ma60Ne 29  
 67.50% 0.36 RISE 1 days AFTER G-Mo180PI 40  
 76.92% 0.21 RISE 1 days AFTER G-Ve0Ne 26  
 74.00% 0.11 RISE 1 days AFTER G-Ve90Ne 50  
 68.00% 0.18 RISE 1 days AFTER H-Ea120Ur 50  
 74.07% 0.44 RISE 3 days AFTER G-Ve180Ne 27  
 68.52% 0.32 RISE 3 days AFTER G-Ve150PI 54  
 68.52% 1.11 RISE 3 days AFTER G-Su30Ne 54  
 77.42% 0.16 RISE 3 days AFTER H-Ve60Ea 31  
 68.57% -0.14 FALL 1 days AFTER G-Me30PI 70  
 73.58% -0.15 FALL 1 days AFTER G-Ve120Ne 53  
 68.57% -0.15 FALL 3 days AFTER H-Ve120Ea 35

(CHA) Champion Int'l start Jan-3-1968

67.57% 0.69 RISE 1 days BEFORE G-Mo180Su 37  
 68.97% 0.60 RISE 3 days BEFORE G-Ve180PI 29  
 75.61% -0.81 FALL 1 days BEFORE G-Mo0Ur 41  
 74.07% -0.39 FALL 1 days BEFORE G-Ve180Sa 27  
 75.86% -0.82 FALL 1 days BEFORE H-Ea150Ma 29  
 73.33% -0.40 FALL 1 days BEFORE H-Ma90Ur 30  
 82.76% -0.95 FALL 3 days BEFORE H-Ma90Ur 29  
 71.43% -0.39 FALL 1 days AFTER G-Ve180Ne 28  
 73.17% -0.55 FALL 1 days AFTER H-Ve0Ju 41  
 75.00% -0.60 FALL 3 days AFTER G-Ma120Ju 28  
 71.43% -0.80 FALL 3 days AFTER H-Ea150Ma 28  
 76.92% -0.59 FALL 3 days AFTER H-Ea0Ur 26  
 70.59% 0.57 RISE 1 days AFTER H-Ea90Ur 51  
 71.43% 0.54 RISE 1 days AFTER H-Ma150Sa 28  
 73.58% 0.91 RISE 3 days AFTER G-Su150PI 53  
 73.33% 0.94 RISE 3 days AFTER G-Ma60Ne 30  
 71.93% 0.81 RISE 3 days AFTER H-Ea90Ur 57

(CHIR) Chiron Corp start Aug-2-1983

67.57% 0.34 RISE 1 days BEFORE G-Me30Ne 37  
 80.00% 0.42 RISE 1 days BEFORE H-Ea120Sa 25  
 70.00% 0.59 RISE 3 days BEFORE G-Me90Ju 30

80.00% \_ 0.78 \_ RISE \_ 10 days \_ BEFORE \_ H-Ve180Ur \_ 25  
 68.29% \_ -0.38 \_ FALL \_ 1 days \_ BEFORE \_ G-Mo60PI \_ 82  
 67.57% \_ -0.24 \_ FALL \_ 1 days \_ BEFORE \_ G-Me30Ma \_ 37  
 71.43% \_ -0.32 \_ FALL \_ 1 days \_ BEFORE \_ H-Ea150Ne \_ 28  
 76.92% \_ -0.33 \_ FALL \_ 1 days \_ BEFORE \_ H-Ea30PI \_ 26  
 73.33% \_ -0.54 \_ FALL \_ 3 days \_ BEFORE \_ G-Ve150Ne \_ 30  
 73.33% \_ 0.26 \_ RISE \_ 1 days \_ AFTER \_ G-Me120Ne \_ 30  
 74.07% \_ 0.43 \_ RISE \_ 1 days \_ AFTER \_ G-Ve120Ur \_ 27  
 67.57% \_ 0.29 \_ RISE \_ 1 days \_ AFTER \_ H-Ve120PI \_ 37  
 68.75% \_ 0.65 \_ RISE \_ 3 days \_ AFTER \_ G-Me150Ur \_ 32  
 70.00% \_ 0.45 \_ RISE \_ 3 days \_ AFTER \_ G-Ve150Ne \_ 30  
 76.92% \_ -0.33 \_ FALL \_ 1 days \_ AFTER \_ H-Ve120Ma \_ 26  
 68.18% \_ -0.17 \_ FALL \_ 1 days \_ AFTER \_ H-Ve150Sa \_ 44  
 69.23% \_ -0.42 \_ FALL \_ 3 days \_ AFTER \_ G-Me30Ma \_ 39  
 70.00% \_ -0.40 \_ FALL \_ 3 days \_ AFTER \_ G-Ve30Ju \_ 30  
 68.18% \_ -0.51 \_ FALL \_ 3 days \_ AFTER \_ H-Ve30Sa \_ 44  
 75.00% \_ -0.53 \_ FALL \_ 3 days \_ AFTER \_ H-Ve90PI \_ 44

(CHV) Chevron start Jan-3-1968

75.00% \_ 0.26 \_ RISE \_ 1 days \_ BEFORE \_ G-Me180PI \_ 32  
 69.09% \_ 0.33 \_ RISE \_ 1 days \_ BEFORE \_ G-Ve60Ju \_ 55  
 68.97% \_ 0.31 \_ RISE \_ 1 days \_ BEFORE \_ G-Su30Ne \_ 58  
 67.65% \_ 0.33 \_ RISE \_ 1 days \_ BEFORE \_ G-Ma90Ne \_ 34  
 70.00% \_ 0.28 \_ RISE \_ 1 days \_ BEFORE \_ H-Ma60Ne \_ 30  
 68.97% \_ 0.74 \_ RISE \_ 3 days \_ BEFORE \_ G-Su60Ma \_ 29  
 72.88% \_ 0.67 \_ RISE \_ 3 days \_ BEFORE \_ G-Su120PI \_ 59  
 73.33% \_ 0.47 \_ RISE \_ 3 days \_ BEFORE \_ G-Ma90Sa \_ 30  
 68.57% \_ 0.43 \_ RISE \_ 3 days \_ BEFORE \_ G-Ma120PI \_ 35  
 69.09% \_ 0.60 \_ RISE \_ 3 days \_ BEFORE \_ H-Ea120Ju \_ 55  
 68.97% \_ 0.50 \_ RISE \_ 3 days \_ BEFORE \_ H-Ea0Ur \_ 29  
 74.19% \_ 0.60 \_ RISE \_ 3 days \_ BEFORE \_ H-Ma60Ne \_ 31  
 68.75% \_ 0.48 \_ RISE \_ 3 days \_ BEFORE \_ H-Ma90Ne \_ 32  
 71.88% \_ 0.48 \_ RISE \_ 3 days \_ BEFORE \_ H-Ma90PI \_ 32  
 73.53% \_ -0.19 \_ FALL \_ 1 days \_ BEFORE \_ G-Me120Ma \_ 34  
 71.43% \_ -0.26 \_ FALL \_ 1 days \_ BEFORE \_ G-Ve180Sa \_ 28  
 68.97% \_ -0.44 \_ FALL \_ 1 days \_ BEFORE \_ G-Ma150Ju \_ 29  
 72.41% \_ -0.23 \_ FALL \_ 1 days \_ BEFORE \_ H-Ma90Ur \_ 29  
 75.86% \_ -0.38 \_ FALL \_ 3 days \_ BEFORE \_ H-Ea120Ma \_ 29  
 68.49% \_ 0.94 \_ RISE \_ 1 days \_ AFTER \_ G-Mo60Su \_ 73  
 68.97% \_ 0.21 \_ RISE \_ 1 days \_ AFTER \_ G-Me150Ma \_ 29  
 74.29% \_ 0.32 \_ RISE \_ 1 days \_ AFTER \_ G-Me0Ju \_ 35  
 70.59% \_ 0.30 \_ RISE \_ 1 days \_ AFTER \_ G-Ve0Ju \_ 34  
 70.59% \_ 0.21 \_ RISE \_ 1 days \_ AFTER \_ H-Ve120Ea \_ 34

70.37% \_ 0.55 \_ RISE \_ 1 days \_ AFTER \_ H-Ea90Ur \_ 54  
 68.97% \_ 0.38 \_ RISE \_ 1 days \_ AFTER \_ H-Ma60Ur \_ 29  
 69.12% \_ 0.61 \_ RISE \_ 3 days \_ AFTER \_ G-Me120Sa \_ 68  
 68.92% \_ 0.60 \_ RISE \_ 3 days \_ AFTER \_ G-Me90PI \_ 74  
 70.00% \_ 0.50 \_ RISE \_ 3 days \_ AFTER \_ G-Ma30PI \_ 31  
 75.86% \_ 0.25 \_ RISE \_ 3 days \_ AFTER \_ H-Ma60PI \_ 30  
 69.44% \_ -0.87 \_ FALL \_ 1 days \_ AFTER \_ G-Mo0Ve \_ 36  
 67.65% \_ -0.32 \_ FALL \_ 1 days \_ AFTER \_ G-Me120Ma \_ 34  
 72.22% \_ -0.25 \_ FALL \_ 1 days \_ AFTER \_ G-Su90Ju \_ 54  
 71.43% \_ -0.26 \_ FALL \_ 1 days \_ AFTER \_ G-Ma120Ju \_ 28  
 70.00% \_ -0.66 \_ FALL \_ 3 days \_ AFTER \_ G-Ma90Sa \_ 30  
 70.97% \_ -0.78 \_ FALL \_ 3 days \_ AFTER \_ H-Ea180PI \_ 31

(CI) CIGNA Corp. start April-2-1982

76.92% \_ 0.62 \_ RISE \_ 1 days \_ BEFORE \_ G-Mo0Ve \_ 39  
 73.68% \_ 2.76 \_ RISE \_ 1 days \_ BEFORE \_ G-Mo30Su \_ 76  
 67.57% \_ 0.63 \_ RISE \_ 1 days \_ BEFORE \_ G-Mo0Su \_ 37  
 67.53% \_ 0.66 \_ RISE \_ 1 days \_ BEFORE \_ G-Mo60Ma \_ 77  
 76.19% \_ 0.52 \_ RISE \_ 1 days \_ BEFORE \_ G-Mo180Ne \_ 42  
 70.00% \_ 0.93 \_ RISE \_ 1 days \_ BEFORE \_ G-Mo0PI \_ 40  
 72.22% \_ 4.91 \_ RISE \_ 1 days \_ BEFORE \_ G-Me90PI \_ 36  
 68.57% \_ 0.28 \_ RISE \_ 1 days \_ BEFORE \_ G-Ve30Ur \_ 35  
 70.97% \_ 0.34 \_ RISE \_ 1 days \_ BEFORE \_ G-Su150PI \_ 31  
 68.18% \_ 0.38 \_ RISE \_ 1 days \_ BEFORE \_ H-Ve150Ju \_ 44  
 70.37% \_ 0.33 \_ RISE \_ 1 days \_ BEFORE \_ H-Ve60Ur \_ 54  
 68.42% \_ 0.73 \_ RISE \_ 3 days \_ BEFORE \_ G-Ve30Su \_ 38  
 70.00% \_ 0.41 \_ RISE \_ 3 days \_ BEFORE \_ G-Su60Ju \_ 30  
 68.75% \_ 0.44 \_ RISE \_ 3 days \_ BEFORE \_ H-Ea150Sa \_ 32  
 70.73% \_ -0.83 \_ FALL \_ 1 days \_ BEFORE \_ G-Mo0Ne \_ 41  
 71.05% \_ -0.36 \_ FALL \_ 1 days \_ BEFORE \_ G-Me90Ur \_ 38  
 71.88% \_ -0.40 \_ FALL \_ 1 days \_ BEFORE \_ H-Ea90Ne \_ 32  
 71.05% \_ -0.49 \_ FALL \_ 3 days \_ BEFORE \_ G-Me150Ju \_ 38  
 68.75% \_ -0.43 \_ FALL \_ 3 days \_ BEFORE \_ H-Ea90Sa \_ 32  
 68.42% \_ 0.75 \_ RISE \_ 1 days \_ AFTER \_ G-Mo0Me \_ 38  
 69.23% \_ 5.03 \_ RISE \_ 1 days \_ AFTER \_ G-Mo0Ve \_ 39  
 71.79% \_ 0.29 \_ RISE \_ 1 days \_ AFTER \_ G-Me0Ve \_ 39  
 68.42% \_ 0.32 \_ RISE \_ 1 days \_ AFTER \_ G-Me60Ma \_ 38  
 68.75% \_ 0.42 \_ RISE \_ 1 days \_ AFTER \_ G-Ve90PI \_ 32  
 71.43% \_ 0.32 \_ RISE \_ 1 days \_ AFTER \_ G-Su30PI \_ 28  
 70.27% \_ 0.63 \_ RISE \_ 3 days \_ AFTER \_ G-Me150Ur \_ 37  
 81.25% \_ 0.46 \_ RISE \_ 3 days \_ AFTER \_ G-Ve60Ju \_ 32  
 70.00% \_ 0.43 \_ RISE \_ 3 days \_ AFTER \_ G-Ve150Sa \_ 30  
 73.33% \_ 0.67 \_ RISE \_ 3 days \_ AFTER \_ G-Ve150PI \_ 30

72.00% \_ 0.65 \_ RISE \_ 3 days \_ AFTER \_ H-Ve90Ne \_ 50  
 69.39% \_ 0.44 \_ RISE \_ 3 days \_ AFTER \_ H-Ve150Pl \_ 49  
 67.50% \_ -0.41 \_ FALL \_ 1 days \_ AFTER \_ G-Me30Ma \_ 40  
 68.42% \_ -0.27 \_ FALL \_ 1 days \_ AFTER \_ G-Me90Ur \_ 38  
 67.74% \_ -0.25 \_ FALL \_ 1 days \_ AFTER \_ G-Ve60Ne \_ 31  
 70.00% \_ -0.27 \_ FALL \_ 1 days \_ AFTER \_ H-Ea60Sa \_ 30  
 68.97% \_ -0.46 \_ FALL \_ 3 days \_ AFTER \_ H-Me0Ma \_ 58  
 78.57% \_ -0.38 \_ FALL \_ 3 days \_ AFTER \_ H-Ea30Ju \_ 28

(CIN) Cinergy start Jan-3-1968

69.44% \_ 0.36 \_ RISE \_ 1 days \_ BEFORE \_ G-Mo150Ju \_ 72  
 70.59% \_ 0.17 \_ RISE \_ 1 days \_ BEFORE \_ G-Me0Pl \_ 34  
 70.97% \_ 0.21 \_ RISE \_ 1 days \_ BEFORE \_ G-Ma60Ju \_ 31  
 74.07% \_ 0.21 \_ RISE \_ 1 days \_ BEFORE \_ G-Ma120Pl \_ 27  
 75.00% \_ 0.37 \_ RISE \_ 3 days \_ BEFORE \_ G-Me180Ne \_ 28  
 69.64% \_ 0.31 \_ RISE \_ 3 days \_ BEFORE \_ G-Su30Pl \_ 56  
 68.97% \_ 0.40 \_ RISE \_ 3 days \_ BEFORE \_ G-Ma90Sa \_ 29  
 68.57% \_ 0.26 \_ RISE \_ 3 days \_ BEFORE \_ G-Ma150Ne \_ 35  
 73.21% \_ 0.29 \_ RISE \_ 3 days \_ BEFORE \_ H-Ea150Ur \_ 56  
 67.57% \_ -0.32 \_ FALL \_ 1 days \_ BEFORE \_ G-Mo0Ur \_ 37  
 71.15% \_ -0.17 \_ FALL \_ 1 days \_ BEFORE \_ H-Ea120Pl \_ 52  
 75.86% \_ -0.23 \_ FALL \_ 1 days \_ BEFORE \_ H-Ea180Pl \_ 29  
 71.43% \_ -0.25 \_ FALL \_ 3 days \_ BEFORE \_ H-Ve0Pl \_ 42  
 67.80% \_ 0.20 \_ RISE \_ 1 days \_ AFTER \_ G-Me0Ve \_ 59  
 84.62% \_ 0.20 \_ RISE \_ 1 days \_ AFTER \_ G-Ve180Ur \_ 26  
 73.81% \_ 0.20 \_ RISE \_ 1 days \_ AFTER \_ G-Su120Pl \_ 42  
 86.96% \_ 0.15 \_ RISE \_ 1 days \_ AFTER \_ G-Ma30Ne \_ 23  
 100.00% \_ 0.14 \_ RISE \_ 1 days \_ AFTER \_ G-Ma90Ne \_ 20  
 69.01% \_ 0.28 \_ RISE \_ 3 days \_ AFTER \_ G-Me90Ur \_ 71  
 77.78% \_ 0.33 \_ RISE \_ 3 days \_ AFTER \_ G-Ve180Ur \_ 27  
 67.65% \_ -0.30 \_ FALL \_ 1 days \_ AFTER \_ G-Mo60Su \_ 68  
 72.22% \_ -0.27 \_ FALL \_ 1 days \_ AFTER \_ G-Mo0Sa \_ 36  
 67.39% \_ -0.17 \_ FALL \_ 1 days \_ AFTER \_ G-Su90Ju \_ 46  
 73.91% \_ -0.19 \_ FALL \_ 1 days \_ AFTER \_ G-Su60Sa \_ 46  
 68.97% \_ -0.17 \_ FALL \_ 1 days \_ AFTER \_ H-Ve30Ea \_ 29  
 68.06% \_ -0.19 \_ FALL \_ 1 days \_ AFTER \_ H-Ve60Ju \_ 72  
 78.12% \_ -0.33 \_ FALL \_ 3 days \_ AFTER \_ H-Ve30Ea \_ 32

(CINF) Cincinnati Financial Corp. start Jan-14-1972

68.57% \_ 0.43 \_ RISE \_ 1 days \_ BEFORE \_ G-Mo0Su \_ 35  
 69.44% \_ 0.17 \_ RISE \_ 1 days \_ BEFORE \_ G-Ve90Sa \_ 36  
 74.60% \_ 0.13 \_ RISE \_ 3 days \_ BEFORE \_ G-Me30Ju \_ 63  
 71.11% \_ 0.14 \_ RISE \_ 3 days \_ BEFORE \_ G-Su90Ur \_ 45

72.00% \_ 0.12 \_ RISE \_ 3 days \_ BEFORE \_ G-Su120Ne \_ 50  
 68.89% \_ 0.14 \_ RISE \_ 3 days \_ BEFORE \_ G-Su150Ne \_ 45  
 68.42% \_ 0.26 \_ RISE \_ 3 days \_ BEFORE \_ H-Ve180Ju \_ 38  
 72.09% \_ 0.42 \_ RISE \_ 3 days \_ BEFORE \_ H-Ea120Ne \_ 43  
 67.50% \_ -0.11 \_ FALL \_ 1 days \_ BEFORE \_ G-Ve150Ju \_ 40  
 68.89% \_ 0.08 \_ RISE \_ 1 days \_ AFTER \_ G-Me90Ur \_ 45  
 71.43% \_ 0.06 \_ RISE \_ 1 days \_ AFTER \_ G-Ve90Ne \_ 42  
 69.84% \_ 0.13 \_ RISE \_ 1 days \_ AFTER \_ H-Ve60Sa \_ 63  
 83.05% \_ 0.07 \_ RISE \_ 1 days \_ AFTER \_ H-Ve30Ur \_ 59  
 75.86% \_ 0.10 \_ RISE \_ 1 days \_ AFTER \_ H-Ve0Ne \_ 29  
 67.65% \_ 0.09 \_ RISE \_ 1 days \_ AFTER \_ H-Ea150Ju \_ 35  
 76.67% \_ 0.11 \_ RISE \_ 3 days \_ AFTER \_ G-Me120Ma \_ 30  
 68.09% \_ 0.13 \_ RISE \_ 3 days \_ AFTER \_ G-Ve90Ne \_ 47  
 71.43% \_ 0.24 \_ RISE \_ 3 days \_ AFTER \_ G-Su150Ju \_ 42  
 78.79% \_ 0.08 \_ RISE \_ 3 days \_ AFTER \_ H-Ve180Sa \_ 33  
 70.73% \_ -0.09 \_ FALL \_ 1 days \_ AFTER \_ G-Me90Sa \_ 41  
 71.79% \_ -0.09 \_ FALL \_ 1 days \_ AFTER \_ G-Ve60Pl \_ 39  
 67.74% \_ -0.08 \_ FALL \_ 1 days \_ AFTER \_ H-Ve0Ur \_ 31  
 73.33% \_ -0.13 \_ FALL \_ 1 days \_ AFTER \_ H-Ve180Ne \_ 30  
 74.07% \_ -0.18 \_ FALL \_ 3 days \_ AFTER \_ H-Ma90Ur \_ 27

(CL) Colgate-Palmolive start Jan-3-1968

68.29% \_ 1.24 \_ RISE \_ 1 days \_ BEFORE \_ G-Mo0Ne \_ 41  
 67.65% \_ 0.23 \_ RISE \_ 1 days \_ BEFORE \_ G-Ma90Pl \_ 34  
 71.88% \_ 0.65 \_ RISE \_ 3 days \_ BEFORE \_ G-Ma30Ur \_ 32  
 71.19% \_ 0.82 \_ RISE \_ 3 days \_ BEFORE \_ H-Ea90Ne \_ 59  
 74.19% \_ 0.39 \_ RISE \_ 3 days \_ BEFORE \_ H-Ma60Pl \_ 31  
 68.97% \_ -0.57 \_ FALL \_ 1 days \_ BEFORE \_ G-Ve0Ma \_ 29  
 74.19% \_ -0.41 \_ FALL \_ 1 days \_ BEFORE \_ G-Ve0Sa \_ 31  
 67.65% \_ -0.36 \_ FALL \_ 1 days \_ BEFORE \_ H-Ve60Ea \_ 34  
 67.39% \_ -0.31 \_ FALL \_ 1 days \_ BEFORE \_ H-Ve150Ne \_ 92  
 71.43% \_ -1.21 \_ FALL \_ 3 days \_ BEFORE \_ G-Ve0Ma \_ 28  
 68.97% \_ -0.59 \_ FALL \_ 3 days \_ BEFORE \_ H-Ve0Ma \_ 29  
 70.97% \_ -0.45 \_ FALL \_ 3 days \_ BEFORE \_ H-Ea180Ne \_ 31  
 68.97% \_ -0.48 \_ FALL \_ 3 days \_ BEFORE \_ H-Ma30Pl \_ 29  
 71.79% \_ 1.08 \_ RISE \_ 1 days \_ AFTER \_ G-Mo0Me \_ 39  
 70.73% \_ 1.53 \_ RISE \_ 1 days \_ AFTER \_ G-Mo0Ju \_ 41  
 67.50% \_ 1.38 \_ RISE \_ 1 days \_ AFTER \_ G-Mo30Ur \_ 80  
 69.84% \_ 0.39 \_ RISE \_ 1 days \_ AFTER \_ G-Me60Sa \_ 63  
 74.29% \_ 0.32 \_ RISE \_ 1 days \_ AFTER \_ G-Me0Ur \_ 35  
 71.43% \_ 0.37 \_ RISE \_ 1 days \_ AFTER \_ H-Ve120Ea \_ 35  
 82.14% \_ 0.45 \_ RISE \_ 1 days \_ AFTER \_ H-Ve0Ma \_ 28  
 84.00% \_ 0.47 \_ RISE \_ 1 days \_ AFTER \_ H-Ma60Ju \_ 25

75.00% \_ 0.68 \_ RISE \_ 3 days \_ AFTER \_ G-Ve0Ma \_ 28  
 72.73% \_ 0.72 \_ RISE \_ 3 days \_ AFTER \_ G-Ma90Ne \_ 33  
 79.41% \_ 0.69 \_ RISE \_ 3 days \_ AFTER \_ G-Ma90Pi \_ 34  
 81.48% \_ 0.51 \_ RISE \_ 3 days \_ AFTER \_ H-Ma150Sa \_ 27  
 68.97% \_ 1.12 \_ RISE \_ 3 days \_ AFTER \_ H-Ma120Pi \_ 29  
 80.77% \_ -0.42 \_ FALL \_ 1 days \_ AFTER \_ G-Me180Ne \_ 26  
 70.21% \_ -0.29 \_ FALL \_ 1 days \_ AFTER \_ G-Ve30Ju \_ 47  
 69.64% \_ -0.37 \_ FALL \_ 1 days \_ AFTER \_ H-Ea60Sa \_ 56  
 72.00% \_ -0.81 \_ FALL \_ 3 days \_ AFTER \_ H-Ea60Sa \_ 50

(CLX) Clorox start Jan-5-1968

70.00% \_ 0.34 \_ RISE \_ 1 days \_ BEFORE \_ G-Me180Ur \_ 30  
 68.57% \_ 0.27 \_ RISE \_ 1 days \_ BEFORE \_ G-Ve60Ma \_ 35  
 73.33% \_ 0.24 \_ RISE \_ 1 days \_ BEFORE \_ G-Ma90Ju \_ 30  
 68.63% \_ 0.32 \_ RISE \_ 1 days \_ BEFORE \_ H-Ea150Pi \_ 51  
 68.00% \_ 0.57 \_ RISE \_ 3 days \_ BEFORE \_ G-Su60Ne \_ 50  
 71.43% \_ 0.62 \_ RISE \_ 3 days \_ BEFORE \_ G-Ma30Ne \_ 28  
 70.97% \_ 0.67 \_ RISE \_ 3 days \_ BEFORE \_ H-Ve180Ma \_ 31  
 74.07% \_ 1.11 \_ RISE \_ 3 days \_ BEFORE \_ H-Ea0Ur \_ 27  
 68.97% \_ 1.13 \_ RISE \_ 3 days \_ BEFORE \_ H-Ma150Ur \_ 29  
 72.41% \_ 0.88 \_ RISE \_ 3 days \_ BEFORE \_ H-Ma90Ne \_ 29  
 70.00% \_ 0.57 \_ RISE \_ 3 days \_ BEFORE \_ H-Ma90Pi \_ 30  
 81.82% \_ 1.68 \_ RISE \_ 10 days \_ BEFORE \_ H-Ma150Ur \_ 33  
 74.07% \_ -0.30 \_ FALL \_ 1 days \_ BEFORE \_ G-Ve0Ma \_ 27  
 70.00% \_ -0.52 \_ FALL \_ 1 days \_ BEFORE \_ G-Ma120Pi \_ 30  
 69.39% \_ -0.40 \_ FALL \_ 1 days \_ BEFORE \_ H-Ea150Sa \_ 49  
 76.47% \_ 1.37 \_ RISE \_ 1 days \_ AFTER \_ G-Mo180Ve \_ 34  
 74.29% \_ 1.67 \_ RISE \_ 1 days \_ AFTER \_ G-Mo0Ju \_ 35  
 68.29% \_ 0.97 \_ RISE \_ 1 days \_ AFTER \_ G-Mo180Sa \_ 41  
 74.36% \_ 1.44 \_ RISE \_ 1 days \_ AFTER \_ G-Mo0Ur \_ 39  
 68.29% \_ 0.42 \_ RISE \_ 1 days \_ AFTER \_ G-Me0Ma \_ 41  
 72.22% \_ 0.49 \_ RISE \_ 1 days \_ AFTER \_ G-Ve120Sa \_ 54  
 74.07% \_ 1.04 \_ RISE \_ 1 days \_ AFTER \_ G-Ma60Pi \_ 27  
 73.91% \_ 0.38 \_ RISE \_ 1 days \_ AFTER \_ H-Ea150Ju \_ 47  
 74.19% \_ 0.64 \_ RISE \_ 3 days \_ AFTER \_ H-Ve30Ea \_ 31  
 69.23% \_ 0.85 \_ RISE \_ 3 days \_ AFTER \_ H-Ea30Pi \_ 52  
 81.48% \_ 1.14 \_ RISE \_ 10 days \_ AFTER \_ G-Su90Ma \_ 27  
 68.89% \_ -0.29 \_ FALL \_ 1 days \_ AFTER \_ G-Su30Ne \_ 45  
 70.00% \_ -0.34 \_ FALL \_ 1 days \_ AFTER \_ H-Ve0Ur \_ 40  
 69.39% \_ -0.43 \_ FALL \_ 1 days \_ AFTER \_ H-Ea120Ne \_ 49  
 74.07% \_ -0.30 \_ FALL \_ 1 days \_ AFTER \_ H-Ma90Pi \_ 27  
 70.00% \_ -0.56 \_ FALL \_ 3 days \_ AFTER \_ G-Su60Ne \_ 50

(CMA) Comerica start Jan-2-1974

68.97% \_ 0.11 \_ RISE \_ 1 days \_ BEFORE \_ G-Me90Ma \_ 29  
 67.44% \_ 1.41 \_ RISE \_ 1 days \_ BEFORE \_ G-Me90Pi \_ 43  
 70.97% \_ 0.12 \_ RISE \_ 1 days \_ BEFORE \_ G-Ve90Ma \_ 31  
 67.65% \_ 0.09 \_ RISE \_ 1 days \_ BEFORE \_ G-Ve150Pi \_ 34  
 68.42% \_ 1.17 \_ RISE \_ 3 days \_ BEFORE \_ G-Me90Pi \_ 57  
 73.61% \_ 0.39 \_ RISE \_ 3 days \_ BEFORE \_ H-Ve60Ne \_ 72  
 75.00% \_ 0.34 \_ RISE \_ 3 days \_ BEFORE \_ H-Ea120Ne \_ 40  
 67.50% \_ -0.34 \_ FALL \_ 1 days \_ BEFORE \_ G-Me150Ju \_ 40  
 68.75% \_ -0.21 \_ FALL \_ 1 days \_ BEFORE \_ H-Ea120Pi \_ 32  
 67.95% \_ 1.35 \_ RISE \_ 1 days \_ AFTER \_ G-Mo30Ur \_ 78  
 70.00% \_ 0.65 \_ RISE \_ 1 days \_ AFTER \_ G-Mo0Ur \_ 40  
 69.23% \_ 0.61 \_ RISE \_ 1 days \_ AFTER \_ G-Mo60Pi \_ 78  
 69.57% \_ 0.20 \_ RISE \_ 1 days \_ AFTER \_ G-Me30Ur \_ 46  
 73.68% \_ 0.24 \_ RISE \_ 1 days \_ AFTER \_ G-Me150Ur \_ 38  
 87.88% \_ 0.35 \_ RISE \_ 1 days \_ AFTER \_ G-Me150Ne \_ 33  
 67.65% \_ 0.18 \_ RISE \_ 1 days \_ AFTER \_ G-Ve60Ne \_ 34  
 67.65% \_ 0.25 \_ RISE \_ 1 days \_ AFTER \_ G-Ve150Pi \_ 34  
 68.75% \_ 0.24 \_ RISE \_ 1 days \_ AFTER \_ G-Su150Ne \_ 32  
 68.18% \_ 0.23 \_ RISE \_ 1 days \_ AFTER \_ H-Me0Pi \_ 66  
 67.74% \_ 0.19 \_ RISE \_ 1 days \_ AFTER \_ H-Ea60Sa \_ 31  
 68.75% \_ 0.18 \_ RISE \_ 1 days \_ AFTER \_ H-Ea120Ur \_ 32  
 68.09% \_ 0.42 \_ RISE \_ 3 days \_ AFTER \_ G-Me150Ur \_ 47  
 72.73% \_ 0.30 \_ RISE \_ 3 days \_ AFTER \_ G-Ve90Ma \_ 33  
 70.73% \_ 0.32 \_ RISE \_ 3 days \_ AFTER \_ G-Ve120Sa \_ 41  
 80.49% \_ 0.36 \_ RISE \_ 3 days \_ AFTER \_ G-Ve30Pi \_ 41  
 71.05% \_ 0.52 \_ RISE \_ 3 days \_ AFTER \_ G-Su150Ju \_ 38  
 69.23% \_ 0.19 \_ RISE \_ 3 days \_ AFTER \_ G-Su90Pi \_ 39  
 75.00% \_ 0.26 \_ RISE \_ 3 days \_ AFTER \_ H-Ve150Ea \_ 28  
 70.49% \_ 0.26 \_ RISE \_ 3 days \_ AFTER \_ H-Ve30Sa \_ 61  
 70.59% \_ 0.17 \_ RISE \_ 3 days \_ AFTER \_ H-Ve180Ne \_ 34  
 68.29% \_ 0.37 \_ RISE \_ 3 days \_ AFTER \_ H-Ea90Pi \_ 41

(CMB) Chase Manhattan start Jan-4-1968

67.74% \_ 0.42 \_ RISE \_ 1 days \_ BEFORE \_ H-Ma120Ne \_ 31  
 70.42% \_ 1.69 \_ RISE \_ 3 days \_ BEFORE \_ G-Me90Pi \_ 71  
 71.43% \_ -0.61 \_ FALL \_ 1 days \_ BEFORE \_ G-Ve0Ma \_ 28  
 68.42% \_ -0.42 \_ FALL \_ 1 days \_ BEFORE \_ G-Ve60Ma \_ 38  
 74.60% \_ -0.44 \_ FALL \_ 3 days \_ BEFORE \_ H-Ve150Ma \_ 63  
 67.50% \_ 0.78 \_ RISE \_ 1 days \_ AFTER \_ G-Mo0Ma \_ 40  
 73.68% \_ 0.60 \_ RISE \_ 1 days \_ AFTER \_ G-Mo0Sa \_ 38  
 69.23% \_ 0.95 \_ RISE \_ 1 days \_ AFTER \_ G-Mo60Sa \_ 78  
 67.07% \_ 1.87 \_ RISE \_ 1 days \_ AFTER \_ G-Mo30Ur \_ 82



72.50% \_ 0.98 \_ RISE \_ 1 days \_ AFTER \_ G-Mo0Ur \_ 40  
 72.00% \_ 0.26 \_ RISE \_ 1 days \_ AFTER \_ G-Ve120Ju \_ 50  
 69.81% \_ 0.29 \_ RISE \_ 1 days \_ AFTER \_ G-Su30Ur \_ 53  
 67.31% \_ 0.25 \_ RISE \_ 1 days \_ AFTER \_ H-Ea60Ur \_ 52  
 68.52% \_ 0.26 \_ RISE \_ 1 days \_ AFTER \_ H-Ea90PI \_ 55  
 70.00% \_ 0.73 \_ RISE \_ 3 days \_ AFTER \_ G-Me180Sa \_ 30  
 70.00% \_ 0.31 \_ RISE \_ 3 days \_ AFTER \_ G-Ve180Sa \_ 30  
 68.97% \_ 0.54 \_ RISE \_ 3 days \_ AFTER \_ G-Ma30PI \_ 30  
 71.74% \_ 0.38 \_ RISE \_ 3 days \_ AFTER \_ H-Ve180PI \_ 46  
 72.41% \_ 0.52 \_ RISE \_ 3 days \_ AFTER \_ H-Ma30Ne \_ 29  
 68.97% \_ 0.36 \_ RISE \_ 3 days \_ AFTER \_ H-Ma60PI \_ 30  
 86.21% \_ -0.17 \_ FALL \_ 1 days \_ AFTER \_ G-Me180Ju \_ 29  
 68.63% \_ -0.30 \_ FALL \_ 1 days \_ AFTER \_ G-Su150Sa \_ 51  
 68.97% \_ -0.17 \_ FALL \_ 1 days \_ AFTER \_ G-Ma120PI \_ 29  
 70.13% \_ -0.55 \_ FALL \_ 3 days \_ AFTER \_ G-Me30Ma \_ 77  
 70.00% \_ -0.36 \_ FALL \_ 3 days \_ AFTER \_ G-Me180Ju \_ 30  
 69.74% \_ -0.50 \_ FALL \_ 3 days \_ AFTER \_ G-Me30PI \_ 76  
 68.97% \_ -0.49 \_ FALL \_ 3 days \_ AFTER \_ H-Ma90Sa \_ 29

(CMCSK) Comcast start Dec-24-1986

68.75% \_ -0.22 \_ FALL \_ 1 days \_ BEFORE \_ G-Ve120Ju \_ 32  
 68.42% \_ -0.23 \_ FALL \_ 1 days \_ BEFORE \_ G-Su120Sa \_ 38  
 70.18% \_ -0.21 \_ FALL \_ 1 days \_ BEFORE \_ H-Ve150Ur \_ 57  
 67.86% \_ -0.31 \_ FALL \_ 1 days \_ BEFORE \_ H-Ve120Ne \_ 56  
 67.65% \_ -0.21 \_ FALL \_ 1 days \_ BEFORE \_ H-Ea150Ju \_ 34  
 71.43% \_ 0.56 \_ RISE \_ 1 days \_ AFTER \_ G-Mo60Ve \_ 70  
 68.92% \_ 0.56 \_ RISE \_ 1 days \_ AFTER \_ G-Mo90Ma \_ 74  
 70.73% \_ 0.20 \_ RISE \_ 1 days \_ AFTER \_ G-Me120Ne \_ 41  
 73.68% \_ 0.38 \_ RISE \_ 1 days \_ AFTER \_ H-Ve150Ma \_ 38  
 67.86% \_ 0.28 \_ RISE \_ 1 days \_ AFTER \_ H-Ve120Ju \_ 56  
 67.27% \_ 0.45 \_ RISE \_ 1 days \_ AFTER \_ H-Ve120PI \_ 55  
 86.96% \_ 0.53 \_ RISE \_ 3 days \_ AFTER \_ G-Me180Sa \_ 23  
 68.42% \_ 0.32 \_ RISE \_ 3 days \_ AFTER \_ G-Ve60Ju \_ 38  
 80.85% \_ 0.97 \_ RISE \_ 10 days \_ AFTER \_ G-Ve120Ur \_ 47  
 68.00% \_ -0.55 \_ FALL \_ 1 days \_ AFTER \_ G-Mo90Ne \_ 75  
 69.70% \_ -0.78 \_ FALL \_ 1 days \_ AFTER \_ G-Su60PI \_ 33

(CMVT) Comverse Technology start Jan-28-1987

78.79% \_ -0.49 \_ FALL \_ 1 days \_ BEFORE \_ H-Me180Ea \_ 33  
 67.44% \_ -0.52 \_ FALL \_ 1 days \_ BEFORE \_ H-Me0Ju \_ 43  
 67.44% \_ -0.63 \_ FALL \_ 1 days \_ BEFORE \_ H-Me180Ur \_ 43  
 70.59% \_ -0.66 \_ FALL \_ 1 days \_ BEFORE \_ H-Ve90Sa \_ 34  
 68.57% \_ -0.61 \_ FALL \_ 1 days \_ BEFORE \_ H-Ve120Ne \_ 35

71.43% \_ 0.56 \_ RISE \_ 1 days \_ AFTER \_ H-Me0Ea \_ 28  
 73.33% \_ 0.30 \_ RISE \_ 1 days \_ AFTER \_ H-Ve60Ju \_ 30  
 68.57% \_ 0.46 \_ RISE \_ 1 days \_ AFTER \_ H-Ve120Ne \_ 35  
 70.00% \_ 0.68 \_ RISE \_ 3 days \_ AFTER \_ G-Me60PI \_ 30  
 68.89% \_ -0.59 \_ FALL \_ 3 days \_ AFTER \_ H-Me0Ne \_ 45

(CNC) Conesco start Nov-15-1985

81.58% \_ 0.64 \_ RISE \_ 1 days \_ BEFORE \_ G-Mo0Ve \_ 38  
 71.23% \_ 0.68 \_ RISE \_ 1 days \_ BEFORE \_ G-Mo30Su \_ 73  
 71.79% \_ 0.63 \_ RISE \_ 1 days \_ BEFORE \_ G-Mo0Su \_ 39  
 68.75% \_ 0.19 \_ RISE \_ 1 days \_ BEFORE \_ G-Me30Sa \_ 32  
 70.73% \_ 0.18 \_ RISE \_ 1 days \_ BEFORE \_ H-Ve60Ne \_ 41  
 70.00% \_ 0.42 \_ RISE \_ 3 days \_ BEFORE \_ G-Me60Ve \_ 30  
 72.22% \_ 0.47 \_ RISE \_ 3 days \_ BEFORE \_ G-Me30Ma \_ 36  
 78.79% \_ 0.30 \_ RISE \_ 3 days \_ BEFORE \_ G-Me30Sa \_ 33  
 69.23% \_ 0.41 \_ RISE \_ 3 days \_ BEFORE \_ H-Ve120Ju \_ 39  
 80.00% \_ 0.65 \_ RISE \_ 10 days \_ BEFORE \_ H-Ea150Sa \_ 25  
 88.46% \_ 0.72 \_ RISE \_ 10 days \_ BEFORE \_ H-Ea120Ne \_ 26  
 68.75% \_ -0.43 \_ FALL \_ 1 days \_ BEFORE \_ G-Me150Ju \_ 32  
 74.07% \_ -0.31 \_ FALL \_ 1 days \_ BEFORE \_ G-Me90Ne \_ 27  
 68.57% \_ -0.61 \_ FALL \_ 3 days \_ BEFORE \_ G-Me0Ve \_ 35  
 71.05% \_ 0.70 \_ RISE \_ 1 days \_ AFTER \_ G-Mo0Me \_ 38  
 70.27% \_ 0.79 \_ RISE \_ 1 days \_ AFTER \_ G-Mo180Ve \_ 37  
 68.97% \_ 0.22 \_ RISE \_ 1 days \_ AFTER \_ G-Me60Ve \_ 29  
 73.33% \_ 0.19 \_ RISE \_ 1 days \_ AFTER \_ G-Ve30Ur \_ 30  
 70.27% \_ 0.26 \_ RISE \_ 1 days \_ AFTER \_ H-Ve90Ju \_ 37  
 81.48% \_ 0.56 \_ RISE \_ 3 days \_ AFTER \_ G-Me90Ju \_ 27  
 77.78% \_ 0.26 \_ RISE \_ 3 days \_ AFTER \_ G-Ve150Ne \_ 27  
 68.97% \_ -0.69 \_ FALL \_ 3 days \_ AFTER \_ H-Ve90Ma \_ 29

(CNG) Consolidated Natural Gas start Jan-3-1968

67.65% \_ 0.17 \_ RISE \_ 1 days \_ BEFORE \_ G-Me0Ju \_ 34  
 70.59% \_ 0.33 \_ RISE \_ 1 days \_ BEFORE \_ G-Me0Sa \_ 34  
 73.33% \_ 0.24 \_ RISE \_ 1 days \_ BEFORE \_ G-Me180Ne \_ 30  
 80.00% \_ 0.29 \_ RISE \_ 1 days \_ BEFORE \_ G-Su60Ju \_ 50  
 74.19% \_ 0.32 \_ RISE \_ 1 days \_ BEFORE \_ G-Ma30Ne \_ 31  
 69.70% \_ 0.37 \_ RISE \_ 3 days \_ BEFORE \_ G-Me180Ne \_ 33  
 70.91% \_ 0.52 \_ RISE \_ 3 days \_ BEFORE \_ G-Su60Ju \_ 55  
 80.00% \_ 0.42 \_ RISE \_ 3 days \_ BEFORE \_ G-Ma30Ne \_ 30  
 80.00% \_ 0.63 \_ RISE \_ 3 days \_ BEFORE \_ H-Ea0Ju \_ 25  
 68.97% \_ 0.41 \_ RISE \_ 3 days \_ BEFORE \_ H-Ea0Ne \_ 29  
 74.07% \_ -0.32 \_ FALL \_ 1 days \_ BEFORE \_ G-Me150Ma \_ 27  
 80.00% \_ -0.17 \_ FALL \_ 1 days \_ BEFORE \_ G-Ve150Ma \_ 25

68.75% -0.23 FALL 1 days BEFORE G-Ma90PI 32  
 78.57% -0.24 FALL 1 days BEFORE H-Ma30Sa 28  
 70.00% -0.39 FALL 3 days BEFORE G-Ma120Sa 30  
 70.27% 0.60 RISE 1 days AFTER G-Mo180Ur 38  
 67.74% 0.37 RISE 1 days AFTER G-Me180PI 31  
 68.97% 0.27 RISE 1 days AFTER G-Ma30Ur 29  
 84.00% 0.31 RISE 1 days AFTER H-Ma90Ne 25  
 71.43% 0.55 RISE 3 days AFTER G-Ve0Ur 28  
 72.22% 0.43 RISE 3 days AFTER H-Ve120Ea 36  
 75.00% 0.41 RISE 3 days AFTER H-Ea0Sa 28  
 78.57% 0.52 RISE 3 days AFTER H-Ma90Ne 28  
 89.66% -0.17 FALL 1 days AFTER G-Ma30Ju 29  
 68.75% -0.25 FALL 1 days AFTER H-Ve30Ea 32  
 76.67% -0.32 FALL 3 days AFTER H-Ma90Ur 30

(CNS) Consolidated Stores start Feb-21-1984

72.73% 0.78 RISE 1 days BEFORE G-Me60Ur 33  
 68.97% 0.51 RISE 1 days BEFORE G-Me90PI 29  
 72.73% 0.41 RISE 1 days BEFORE H-Me0Ve 33  
 68.97% 0.92 RISE 3 days BEFORE G-Me60Ma 29  
 71.43% 0.76 RISE 3 days BEFORE G-Me30Ju 35  
 70.00% 0.62 RISE 3 days BEFORE G-Ve150Sa 30  
 70.00% 0.45 RISE 3 days BEFORE G-Ve30Ur 30  
 68.18% 0.67 RISE 3 days BEFORE H-Ve60Ne 44  
 84.00% 0.62 RISE 3 days BEFORE H-Ea150Sa 25  
 69.57% -0.33 FALL 1 days BEFORE H-Me0Ju 46  
 71.05% -0.76 FALL 3 days BEFORE H-Ve60Sa 38  
 67.65% 0.77 RISE 1 days AFTER G-Mo180Ve 34  
 67.44% 0.44 RISE 1 days AFTER H-Me180Sa 43  
 70.59% 0.35 RISE 1 days AFTER H-Ve90Ne 34  
 84.62% 0.80 RISE 3 days AFTER G-Ve30Ne 26  
 80.00% 0.65 RISE 10 days AFTER H-Ea150Ju 26  
 69.70% -0.52 FALL 1 days AFTER G-Me30Ma 33  
 74.07% -0.27 FALL 1 days AFTER G-Me60Ma 27  
 70.97% -0.24 FALL 1 days AFTER G-Me30Ju 31  
 72.41% -0.33 FALL 1 days AFTER G-Me60Ne 29  
 70.00% -0.29 FALL 1 days AFTER G-Me30PI 30  
 69.44% -0.46 FALL 1 days AFTER H-Ve120Ur 36  
 77.78% -0.31 FALL 1 days AFTER H-Ve30Ne 36  
 68.57% -0.35 FALL 1 days AFTER H-Ve120PI 35  
 73.53% -0.73 FALL 3 days AFTER G-Me30PI 34  
 68.42% -0.58 FALL 3 days AFTER H-Ve30Ne 38

(CNTO) Centocor start Dec-14-1982

67.65% 0.71 RISE 1 days BEFORE G-Me60Ur 34  
 70.97% 0.47 RISE 1 days BEFORE G-Ve30Su 31  
 68.97% 0.52 RISE 1 days BEFORE G-Ve30PI 29  
 68.97% 1.05 RISE 3 days BEFORE H-Ea90Ne 29  
 67.74% -0.63 FALL 1 days BEFORE G-Me150PI 31  
 70.83% -0.78 FALL 1 days BEFORE H-Me90Ve 72  
 74.07% -0.70 FALL 1 days BEFORE H-Ea30PI 27  
 68.42% 1.17 RISE 1 days AFTER G-Mo0Ne 38  
 74.19% 0.63 RISE 1 days AFTER G-Ve30Sa 31  
 77.42% 0.56 RISE 1 days AFTER G-Ve30Ur 31  
 72.73% 1.02 RISE 3 days AFTER G-Me60Ve 33  
 71.43% 0.94 RISE 3 days AFTER G-Ve60Sa 28  
 70.00% 0.99 RISE 3 days AFTER G-Su60Sa 30  
 71.43% 1.49 RISE 3 days AFTER G-Su60PI 28  
 74.07% 0.97 RISE 3 days AFTER H-Ea120PI 27  
 67.57% -1.26 FALL 1 days AFTER G-Mo0Su 37  
 70.27% -1.25 FALL 1 days AFTER G-Mo180Su 37  
 75.00% -0.46 FALL 1 days AFTER G-Me120Ju 32  
 71.43% -0.73 FALL 1 days AFTER G-Me120Ur 28  
 67.74% -0.66 FALL 1 days AFTER G-Me90Ne 31  
 67.27% -0.56 FALL 1 days AFTER H-Me0Ne 55  
 67.31% -0.53 FALL 1 days AFTER H-Me180PI 52  
 68.29% -0.46 FALL 1 days AFTER H-Ve60Ju 41  
 67.44% -0.66 FALL 1 days AFTER H-Ve30Sa 43  
 70.27% -2.25 FALL 3 days AFTER G-Me30Ma 37  
 69.57% -0.89 FALL 3 days AFTER H-Ve150Ur 46

(COL) Columbia HCA Healthcare start May-21-1990

69.70% -0.45 FALL 1 days BEFORE H-Me180PI 33  
 70.27% -0.41 FALL 1 days AFTER G-Mo90Sa 75  
 76.92% -0.35 FALL 1 days AFTER H-Ve30Sa 26

(COMR) Comair Holdings start July-16-1981

69.44% 0.69 RISE 1 days BEFORE G-Mo0Me 36  
 75.00% 0.68 RISE 1 days BEFORE G-Mo0Ve 36  
 68.75% 0.22 RISE 1 days BEFORE H-Ea90Ne 32  
 68.97% 0.23 RISE 1 days BEFORE H-Ea150PI 29  
 70.00% 0.27 RISE 3 days BEFORE G-Me90PI 40  
 72.73% 0.43 RISE 3 days BEFORE G-Ve60Ne 33  
 71.88% 0.39 RISE 3 days BEFORE G-Su30PI 32  
 70.00% 0.15 RISE 3 days BEFORE G-Su150PI 30

71.43% \_ 0.42 \_ RISE \_ 3 days \_ BEFORE \_ H-Ve150Ju \_ 49  
 73.33% \_ 0.62 \_ RISE \_ 3 days \_ BEFORE \_ H-Ea60Ju \_ 30  
 84.62% \_ 0.61 \_ RISE \_ 10 days \_ BEFORE \_ H-Ve0Ju \_ 26  
 72.97% \_ -0.28 \_ FALL \_ 1 days \_ BEFORE \_ G-Me150Ju \_ 37  
 69.23% \_ -0.24 \_ FALL \_ 1 days \_ BEFORE \_ G-Me120Ne \_ 39  
 75.00% \_ -0.22 \_ FALL \_ 3 days \_ BEFORE \_ G-Me90Ju \_ 32  
 76.74% \_ -0.38 \_ FALL \_ 3 days \_ BEFORE \_ G-Me120Ne \_ 43  
 67.74% \_ 0.33 \_ RISE \_ 1 days \_ AFTER \_ G-Me60Ma \_ 31  
 68.42% \_ 0.37 \_ RISE \_ 3 days \_ AFTER \_ G-Me60Ma \_ 38  
 69.57% \_ 0.35 \_ RISE \_ 3 days \_ AFTER \_ G-Me60Ju \_ 46  
 68.75% \_ 0.37 \_ RISE \_ 3 days \_ AFTER \_ G-Me90Ju \_ 32  
 68.75% \_ 0.58 \_ RISE \_ 3 days \_ AFTER \_ G-Ve60Ju \_ 32  
 68.75% \_ 0.36 \_ RISE \_ 3 days \_ AFTER \_ H-Me180Ur \_ 64  
 74.19% \_ -0.87 \_ FALL \_ 3 days \_ AFTER \_ G-Su150Sa \_ 31  
 69.44% \_ -0.35 \_ FALL \_ 3 days \_ AFTER \_ H-Ve60Ma \_ 36

(COMS) 3Com start March-21-1984

68.97% \_ 0.67 \_ RISE \_ 1 days \_ BEFORE \_ H-Ea120PI \_ 29  
 67.11% \_ -1.16 \_ FALL \_ 1 days \_ BEFORE \_ G-Mo120Me \_ 76  
 71.62% \_ -1.26 \_ FALL \_ 1 days \_ BEFORE \_ G-Mo120Ve \_ 74  
 68.67% \_ -1.13 \_ FALL \_ 1 days \_ BEFORE \_ G-Mo90Ne \_ 83  
 75.00% \_ -0.47 \_ FALL \_ 1 days \_ BEFORE \_ G-Me150Ur \_ 36  
 68.18% \_ -0.28 \_ FALL \_ 1 days \_ BEFORE \_ H-Ve90Ne \_ 44  
 68.75% \_ 0.33 \_ RISE \_ 1 days \_ AFTER \_ G-Me60Ve \_ 32  
 71.05% \_ 0.42 \_ RISE \_ 1 days \_ AFTER \_ G-Me60Ju \_ 38  
 78.57% \_ 0.69 \_ RISE \_ 1 days \_ AFTER \_ G-Ve120Sa \_ 28  
 68.75% \_ 0.55 \_ RISE \_ 3 days \_ AFTER \_ G-Me90Sa \_ 32  
 72.41% \_ 0.49 \_ RISE \_ 3 days \_ AFTER \_ G-Ve120Ne \_ 29  
 76.67% \_ 0.69 \_ RISE \_ 3 days \_ AFTER \_ G-Ve150Ne \_ 30  
 75.00% \_ 0.48 \_ RISE \_ 3 days \_ AFTER \_ G-Ve150PI \_ 28  
 68.97% \_ 1.00 \_ RISE \_ 3 days \_ AFTER \_ G-Su30Ne \_ 29  
 73.33% \_ 0.59 \_ RISE \_ 3 days \_ AFTER \_ H-Ve30Ma \_ 30  
 81.48% \_ -0.43 \_ FALL \_ 1 days \_ AFTER \_ G-Su30Ju \_ 27  
 68.75% \_ -0.57 \_ FALL \_ 3 days \_ AFTER \_ H-Ve150Ma \_ 32  
 68.97% \_ -0.75 \_ FALL \_ 3 days \_ AFTER \_ H-Ea90Ne \_ 29

(COP) Capital One Financial Corp. start Nov-21-1994

72.97% \_ 0.96 \_ RISE \_ 1 days \_ BEFORE \_ G-Mo0Me \_ 37  
 71.23% \_ 1.41 \_ RISE \_ 1 days \_ BEFORE \_ G-Mo30Su \_ 73  
 68.75% \_ 2.83 \_ RISE \_ 3 days \_ BEFORE \_ H-Me150Sa \_ 32  
 87.88% \_ 1.58 \_ RISE \_ 3 days \_ BEFORE \_ H-Me150Ne \_ 33  
 78.79% \_ 1.68 \_ RISE \_ 3 days \_ BEFORE \_ H-Me90PI \_ 33  
 67.57% \_ 1.65 \_ RISE \_ 1 days \_ AFTER \_ G-Mo0Me \_ 37

75.68% \_ 1.14 \_ RISE \_ 1 days \_ AFTER \_ G-Mo0Su \_ 37  
 71.79% \_ 1.42 \_ RISE \_ 1 days \_ AFTER \_ G-Mo0Ur \_ 39  
 67.50% \_ 1.01 \_ RISE \_ 1 days \_ AFTER \_ G-Mo180Ur \_ 41  
 68.97% \_ 0.98 \_ RISE \_ 1 days \_ AFTER \_ H-Me120Ma \_ 30  
 70.00% \_ 1.03 \_ RISE \_ 1 days \_ AFTER \_ H-Me150Ma \_ 30  
 73.33% \_ 1.76 \_ RISE \_ 3 days \_ AFTER \_ H-Me150Ma \_ 30  
 78.12% \_ 2.59 \_ RISE \_ 3 days \_ AFTER \_ H-Me120Sa \_ 32  
 70.97% \_ 2.23 \_ RISE \_ 3 days \_ AFTER \_ H-Me150Ur \_ 31  
 71.88% \_ 2.82 \_ RISE \_ 3 days \_ AFTER \_ H-Me120PI \_ 32  
 80.00% \_ 3.99 \_ RISE \_ 10 days \_ AFTER \_ H-Me90Ea \_ 26  
 70.59% \_ -0.90 \_ FALL \_ 3 days \_ AFTER \_ H-Me30Ur \_ 34

(COST) Costco Cos. Inc. start Jan-2-1987

67.65% \_ 0.74 \_ RISE \_ 1 days \_ BEFORE \_ G-Mo0Ve \_ 34  
 70.00% \_ 0.67 \_ RISE \_ 1 days \_ BEFORE \_ G-Mo30Ma \_ 70  
 67.65% \_ 0.75 \_ RISE \_ 1 days \_ BEFORE \_ G-Mo180PI \_ 34  
 68.97% \_ 0.31 \_ RISE \_ 1 days \_ BEFORE \_ G-Me30PI \_ 29  
 69.44% \_ 0.87 \_ RISE \_ 3 days \_ BEFORE \_ H-Ve60Ne \_ 36  
 70.00% \_ -0.55 \_ FALL \_ 1 days \_ BEFORE \_ G-Me150Ju \_ 30  
 75.76% \_ -0.35 \_ FALL \_ 1 days \_ BEFORE \_ H-Ve150Ur \_ 33  
 71.79% \_ -0.36 \_ FALL \_ 1 days \_ BEFORE \_ H-Ve90Ne \_ 39  
 75.00% \_ -1.06 \_ FALL \_ 3 days \_ BEFORE \_ G-Me150Ju \_ 28  
 77.61% \_ 0.84 \_ RISE \_ 1 days \_ AFTER \_ G-Mo60Sa \_ 67  
 68.57% \_ 0.63 \_ RISE \_ 1 days \_ AFTER \_ G-Mo0Ne \_ 35  
 67.74% \_ 0.31 \_ RISE \_ 1 days \_ AFTER \_ G-Me120Ne \_ 31  
 71.88% \_ 0.44 \_ RISE \_ 1 days \_ AFTER \_ H-Ve90Ur \_ 32  
 80.56% \_ 0.50 \_ RISE \_ 1 days \_ AFTER \_ H-Ve30PI \_ 36  
 72.97% \_ 0.55 \_ RISE \_ 3 days \_ AFTER \_ H-Ve90Ne \_ 37  
 68.09% \_ -0.36 \_ FALL \_ 1 days \_ AFTER \_ H-Me0Ur \_ 47  
 71.05% \_ -0.29 \_ FALL \_ 1 days \_ AFTER \_ H-Ve30Ne \_ 38  
 70.59% \_ -0.52 \_ FALL \_ 1 days \_ AFTER \_ H-Ve90PI \_ 34  
 67.65% \_ -0.33 \_ FALL \_ 1 days \_ AFTER \_ H-Ve120PI \_ 34  
 86.96% \_ -1.79 \_ FALL \_ 10 days \_ AFTER \_ G-Ve120PI \_ 23

(CPB) Campbell Soup start Jan-3-1968

67.95% \_ 0.87 \_ RISE \_ 1 days \_ BEFORE \_ G-Mo60Ur \_ 78  
 68.42% \_ 0.71 \_ RISE \_ 1 days \_ BEFORE \_ G-Mo0PI \_ 38  
 68.75% \_ 0.46 \_ RISE \_ 3 days \_ BEFORE \_ G-Ve0Sa \_ 32  
 70.97% \_ 0.36 \_ RISE \_ 3 days \_ BEFORE \_ G-Ma90Sa \_ 31  
 86.21% \_ 0.33 \_ RISE \_ 3 days \_ BEFORE \_ H-Ea0Ur \_ 29  
 67.92% \_ -0.19 \_ FALL \_ 1 days \_ BEFORE \_ G-Ve90Ne \_ 53  
 68.97% \_ -0.29 \_ FALL \_ 1 days \_ BEFORE \_ G-Ma30Sa \_ 29  
 71.43% \_ -0.31 \_ FALL \_ 1 days \_ BEFORE \_ H-Ea30Ma \_ 28

67.65% \_ 0.90 \_ RISE \_ 1 days \_ AFTER \_ G-Mo180Su \_ 34  
 68.42% \_ 1.03 \_ RISE \_ 1 days \_ AFTER \_ G-Mo0Ur \_ 38  
 67.65% \_ 0.26 \_ RISE \_ 1 days \_ AFTER \_ G-Me60Sa \_ 68  
 75.00% \_ 0.35 \_ RISE \_ 1 days \_ AFTER \_ G-Me180PI \_ 28  
 68.97% \_ 0.40 \_ RISE \_ 1 days \_ AFTER \_ G-Ve0Ma \_ 29  
 77.42% \_ 0.24 \_ RISE \_ 1 days \_ AFTER \_ G-Ve120Ma \_ 31  
 72.73% \_ 0.16 \_ RISE \_ 1 days \_ AFTER \_ H-Ve90Ea \_ 33  
 84.00% \_ 0.20 \_ RISE \_ 1 days \_ AFTER \_ H-Ea0Sa \_ 25  
 73.53% \_ 0.61 \_ RISE \_ 3 days \_ AFTER \_ G-Me180Sa \_ 34  
 75.00% \_ 0.80 \_ RISE \_ 3 days \_ AFTER \_ G-Ve0Ma \_ 28  
 70.59% \_ 0.38 \_ RISE \_ 3 days \_ AFTER \_ G-Ve120Ma \_ 34  
 70.97% \_ 0.45 \_ RISE \_ 3 days \_ AFTER \_ G-Ma60Ur \_ 31  
 69.70% \_ 0.32 \_ RISE \_ 3 days \_ AFTER \_ H-Ve180Ma \_ 33  
 68.97% \_ 0.32 \_ RISE \_ 3 days \_ AFTER \_ H-Ma60PI \_ 30  
 68.06% \_ -0.24 \_ FALL \_ 1 days \_ AFTER \_ G-Me30Ur \_ 72  
 69.09% \_ -0.20 \_ FALL \_ 1 days \_ AFTER \_ G-Ve30Ju \_ 55  
 85.19% \_ -0.26 \_ FALL \_ 1 days \_ AFTER \_ G-Ma60Sa \_ 27  
 70.97% \_ -0.42 \_ FALL \_ 1 days \_ AFTER \_ G-Ma120Ne \_ 31  
 68.97% \_ -0.21 \_ FALL \_ 1 days \_ AFTER \_ G-Ma90PI \_ 29  
 77.50% \_ -0.21 \_ FALL \_ 1 days \_ AFTER \_ H-Ve0Ur \_ 40  
 71.43% \_ -0.25 \_ FALL \_ 1 days \_ AFTER \_ H-Ma120Ur \_ 28  
 68.42% \_ -0.34 \_ FALL \_ 3 days \_ AFTER \_ G-Su150Ur \_ 57  
 74.07% \_ -0.24 \_ FALL \_ 3 days \_ AFTER \_ H-Ma90Sa \_ 27

(CPL) Carolina Power & Light start Jan-3-1968

78.57% \_ 0.24 \_ RISE \_ 1 days \_ BEFORE \_ G-Ma30PI \_ 28  
 71.88% \_ 0.18 \_ RISE \_ 1 days \_ BEFORE \_ G-Ma120PI \_ 32  
 69.70% \_ 0.23 \_ RISE \_ 1 days \_ BEFORE \_ G-Ma150PI \_ 33  
 71.88% \_ 0.20 \_ RISE \_ 1 days \_ BEFORE \_ H-Ve150Ea \_ 32  
 80.00% \_ 0.13 \_ RISE \_ 1 days \_ BEFORE \_ H-Ea120Ma \_ 25  
 68.75% \_ 0.28 \_ RISE \_ 3 days \_ BEFORE \_ G-Ve0Ne \_ 32  
 79.31% \_ 0.32 \_ RISE \_ 3 days \_ BEFORE \_ G-Ma30PI \_ 29  
 72.41% \_ 0.29 \_ RISE \_ 3 days \_ BEFORE \_ H-Ve180Ma \_ 29  
 71.43% \_ 0.38 \_ RISE \_ 3 days \_ BEFORE \_ H-Ma60Ne \_ 28  
 67.74% \_ -0.20 \_ FALL \_ 1 days \_ BEFORE \_ H-Ve60Ea \_ 31  
 72.41% \_ -0.34 \_ FALL \_ 3 days \_ BEFORE \_ H-Ma60Ur \_ 29  
 75.86% \_ 0.36 \_ RISE \_ 1 days \_ AFTER \_ G-Mo0Ur \_ 29  
 76.67% \_ 0.33 \_ RISE \_ 1 days \_ AFTER \_ G-Mo0Ne \_ 30  
 71.43% \_ 0.31 \_ RISE \_ 1 days \_ AFTER \_ G-Mo60PI \_ 63  
 73.33% \_ 0.19 \_ RISE \_ 1 days \_ AFTER \_ G-Me120Ma \_ 30  
 70.00% \_ 0.23 \_ RISE \_ 1 days \_ AFTER \_ G-Me180Sa \_ 30  
 67.80% \_ 0.17 \_ RISE \_ 1 days \_ AFTER \_ G-Me90Ne \_ 59  
 71.43% \_ 0.25 \_ RISE \_ 1 days \_ AFTER \_ G-Ve60Ma \_ 28

68.75% \_ 0.23 \_ RISE \_ 1 days \_ AFTER \_ H-Ve150Ea \_ 32  
 68.18% \_ 0.35 \_ RISE \_ 3 days \_ AFTER \_ G-Me0Ma \_ 44  
 70.59% \_ 0.26 \_ RISE \_ 3 days \_ AFTER \_ G-Su120Ur \_ 51  
 68.63% \_ 0.33 \_ RISE \_ 3 days \_ AFTER \_ G-Su30PI \_ 51  
 71.43% \_ 0.34 \_ RISE \_ 3 days \_ AFTER \_ G-Ma60Ne \_ 28  
 71.43% \_ 0.27 \_ RISE \_ 3 days \_ AFTER \_ H-Ma120PI \_ 28  
 67.50% \_ -0.17 \_ FALL \_ 1 days \_ AFTER \_ G-Me90Ma \_ 40  
 75.00% \_ -0.15 \_ FALL \_ 1 days \_ AFTER \_ H-Ve90Ea \_ 28  
 78.38% \_ -0.24 \_ FALL \_ 1 days \_ AFTER \_ H-Ve180Ne \_ 37  
 86.96% \_ -0.13 \_ FALL \_ 1 days \_ AFTER \_ H-Ea90Ma \_ 23

(CPQ) Compaq Computer start Dec-12-1983

72.41% \_ 0.19 \_ RISE \_ 3 days \_ BEFORE \_ G-Ve120PI \_ 29  
 75.86% \_ 0.21 \_ RISE \_ 3 days \_ BEFORE \_ G-Su60Ne \_ 29  
 68.85% \_ 0.20 \_ RISE \_ 3 days \_ BEFORE \_ H-Me180Ur \_ 61  
 68.97% \_ 0.35 \_ RISE \_ 3 days \_ BEFORE \_ H-Ea60PI \_ 29  
 68.97% \_ -0.24 \_ FALL \_ 1 days \_ BEFORE \_ H-Ea60Ur \_ 29  
 68.42% \_ 0.88 \_ RISE \_ 1 days \_ AFTER \_ G-Mo180Me \_ 38  
 68.57% \_ 0.13 \_ RISE \_ 1 days \_ AFTER \_ G-Me120Ur \_ 35  
 71.05% \_ 0.28 \_ RISE \_ 1 days \_ AFTER \_ G-Me30Ne \_ 38  
 71.43% \_ 0.12 \_ RISE \_ 1 days \_ AFTER \_ H-Ea30Sa \_ 28  
 75.86% \_ 0.32 \_ RISE \_ 1 days \_ AFTER \_ H-Ea90Sa \_ 29  
 70.73% \_ 0.27 \_ RISE \_ 3 days \_ AFTER \_ G-Me0Ve \_ 41  
 68.57% \_ 0.42 \_ RISE \_ 3 days \_ AFTER \_ G-Ve30Su \_ 35  
 72.73% \_ 0.25 \_ RISE \_ 3 days \_ AFTER \_ G-Ve30Ur \_ 33  
 70.45% \_ 0.38 \_ RISE \_ 3 days \_ AFTER \_ H-Me0Ea \_ 44  
 69.57% \_ 0.22 \_ RISE \_ 3 days \_ AFTER \_ H-Ve90Ur \_ 46  
 81.48% \_ 0.43 \_ RISE \_ 10 days \_ AFTER \_ G-Ve90Ju \_ 27  
 68.57% \_ -0.15 \_ FALL \_ 1 days \_ AFTER \_ G-Me120Ju \_ 35  
 76.92% \_ -0.14 \_ FALL \_ 1 days \_ AFTER \_ H-Ea30PI \_ 26

(CPWR) Compuware start Dec-17-1992

67.11% \_ 1.22 \_ RISE \_ 1 days \_ BEFORE \_ G-Mo60Me \_ 76  
 67.07% \_ 1.07 \_ RISE \_ 1 days \_ BEFORE \_ G-Mo60Ju \_ 82  
 69.23% \_ 0.94 \_ RISE \_ 1 days \_ AFTER \_ G-Mo180Sa \_ 39  
 78.05% \_ 0.73 \_ RISE \_ 1 days \_ AFTER \_ H-Me90Sa \_ 41  
 68.29% \_ 0.60 \_ RISE \_ 1 days \_ AFTER \_ H-Me120Sa \_ 41  
 73.91% \_ 1.01 \_ RISE \_ 3 days \_ AFTER \_ H-Me90Sa \_ 46

(CR) Crane start Oct-19-1988

70.59% \_ 0.54 \_ RISE \_ 1 days \_ BEFORE \_ G-Mo0Su \_ 34  
 68.92% \_ 0.43 \_ RISE \_ 1 days \_ BEFORE \_ G-Mo150Ma \_ 74  
 67.57% \_ 0.49 \_ RISE \_ 1 days \_ BEFORE \_ G-Mo120Ur \_ 74

67.57% \_ 0.47 \_ RISE \_ 1 days \_ BEFORE \_ G-Mo180Pl \_ 37  
 80.00% \_ 0.29 \_ RISE \_ 1 days \_ BEFORE \_ G-Me30Ju \_ 25  
 78.57% \_ 0.39 \_ RISE \_ 1 days \_ BEFORE \_ H-Ve60Ur \_ 28  
 78.12% \_ 0.51 \_ RISE \_ 1 days \_ BEFORE \_ H-Ve90Ur \_ 32  
 70.97% \_ 0.75 \_ RISE \_ 3 days \_ BEFORE \_ H-Ve90Ur \_ 31  
 73.33% \_ -0.41 \_ FALL \_ 3 days \_ BEFORE \_ H-Ve120Pl \_ 30  
 70.97% \_ 0.60 \_ RISE \_ 1 days \_ AFTER \_ G-Mo180Su \_ 31  
 68.49% \_ 0.43 \_ RISE \_ 1 days \_ AFTER \_ G-Mo120Ne \_ 73  
 67.57% \_ 0.28 \_ RISE \_ 1 days \_ AFTER \_ H-Me0Pl \_ 37  
 80.00% \_ 0.33 \_ RISE \_ 1 days \_ AFTER \_ H-Ve90Ju \_ 25  
 75.86% \_ 0.63 \_ RISE \_ 3 days \_ AFTER \_ H-Ve60Ju \_ 29  
 76.92% \_ 0.58 \_ RISE \_ 3 days \_ AFTER \_ H-Ve120Ju \_ 26  
 78.57% \_ 0.54 \_ RISE \_ 3 days \_ AFTER \_ H-Ve90Ne \_ 28  
 68.97% \_ -0.36 \_ FALL \_ 1 days \_ AFTER \_ H-Ve30Sa \_ 29  
 71.43% \_ -0.38 \_ FALL \_ 1 days \_ AFTER \_ H-Ve60Ur \_ 28  
 71.43% \_ -0.58 \_ FALL \_ 3 days \_ AFTER \_ H-Ve150Ur \_ 28

(CS) Cabletron Systems start June-2-1989

68.97% \_ 0.27 \_ RISE \_ 1 days \_ BEFORE \_ H-Me180Ea \_ 29  
 68.75% \_ 0.44 \_ RISE \_ 1 days \_ AFTER \_ H-Me180Ma \_ 32  
 70.00% \_ 0.69 \_ RISE \_ 3 days \_ AFTER \_ H-Ve150Ju \_ 30  
 70.97% \_ 1.03 \_ RISE \_ 3 days \_ AFTER \_ H-Ve120Sa \_ 31  
 70.00% \_ -0.38 \_ FALL \_ 1 days \_ AFTER \_ H-Me90Ve \_ 40

(CSCO) Cisco Systems start Feb-21-1990

71.79% \_ 0.99 \_ RISE \_ 1 days \_ BEFORE \_ G-Mo0Ve \_ 39  
 68.42% \_ 0.80 \_ RISE \_ 1 days \_ BEFORE \_ G-Mo60Ve \_ 76  
 86.96% \_ 0.58 \_ RISE \_ 1 days \_ BEFORE \_ G-Me30Ur \_ 23  
 71.93% \_ 0.46 \_ RISE \_ 1 days \_ BEFORE \_ H-Me120Ea \_ 57  
 82.14% \_ 0.26 \_ RISE \_ 1 days \_ BEFORE \_ H-Ve150Ju \_ 28  
 75.86% \_ 0.48 \_ RISE \_ 1 days \_ BEFORE \_ H-Ve150Pl \_ 29  
 74.07% \_ 0.97 \_ RISE \_ 3 days \_ BEFORE \_ H-Ve60Ju \_ 27  
 73.33% \_ 0.81 \_ RISE \_ 3 days \_ BEFORE \_ H-Ve60Ne \_ 30  
 71.05% \_ 0.87 \_ RISE \_ 1 days \_ AFTER \_ G-Mo0Su \_ 38  
 67.47% \_ 0.90 \_ RISE \_ 1 days \_ AFTER \_ G-Mo120Ur \_ 83  
 69.05% \_ 0.92 \_ RISE \_ 1 days \_ AFTER \_ G-Mo180Pl \_ 42  
 67.27% \_ 0.49 \_ RISE \_ 1 days \_ AFTER \_ H-Me60Ea \_ 55  
 69.23% \_ 0.39 \_ RISE \_ 1 days \_ AFTER \_ H-Me150Ma \_ 65  
 71.43% \_ 0.38 \_ RISE \_ 1 days \_ AFTER \_ H-Ve150Ju \_ 28  
 79.31% \_ 0.93 \_ RISE \_ 3 days \_ AFTER \_ H-Ve30Pl \_ 29  
 80.77% \_ 0.90 \_ RISE \_ 10 days \_ AFTER \_ H-Ve90Ur \_ 27

(CSE) Case start June-29-1994

68.57% \_ 0.62 \_ RISE \_ 1 days \_ BEFORE \_ H-Me120Ne \_ 35  
 70.00% \_ -0.69 \_ FALL \_ 1 days \_ BEFORE \_ G-Mo180Ju \_ 40  
 67.90% \_ -0.74 \_ FALL \_ 1 days \_ BEFORE \_ G-Mo120Ur \_ 81  
 67.07% \_ -0.87 \_ FALL \_ 1 days \_ BEFORE \_ G-Mo120Ne \_ 82  
 70.00% \_ -0.97 \_ FALL \_ 1 days \_ BEFORE \_ G-Mo180Pl \_ 40  
 69.44% \_ -0.68 \_ FALL \_ 1 days \_ BEFORE \_ H-Me150Ur \_ 36  
 71.43% \_ -0.65 \_ FALL \_ 1 days \_ BEFORE \_ H-Me150Pl \_ 35  
 68.57% \_ 0.64 \_ RISE \_ 1 days \_ AFTER \_ H-Me30Ju \_ 35  
 69.44% \_ -0.82 \_ FALL \_ 1 days \_ AFTER \_ G-Mo180Ne \_ 36  
 68.57% \_ -0.68 \_ FALL \_ 1 days \_ AFTER \_ H-Me150Pl \_ 35

(CSR) Central & South West start Jan-3-1968

67.92% \_ 0.20 \_ RISE \_ 1 days \_ BEFORE \_ G-Ve90Sa \_ 53  
 68.97% \_ 0.16 \_ RISE \_ 1 days \_ BEFORE \_ G-Ve180Ur \_ 29  
 69.09% \_ 0.20 \_ RISE \_ 1 days \_ BEFORE \_ G-Ve30Pl \_ 55  
 71.43% \_ 0.15 \_ RISE \_ 1 days \_ BEFORE \_ G-Ma90Pl \_ 28  
 83.33% \_ 0.17 \_ RISE \_ 1 days \_ BEFORE \_ H-Ma60Sa \_ 24  
 70.00% \_ 0.43 \_ RISE \_ 3 days \_ BEFORE \_ G-Ma90Sa \_ 30  
 71.43% \_ 0.24 \_ RISE \_ 3 days \_ BEFORE \_ H-Ea0Ur \_ 28  
 68.97% \_ 0.28 \_ RISE \_ 3 days \_ BEFORE \_ H-Ma90Ne \_ 29  
 67.74% \_ -0.25 \_ FALL \_ 1 days \_ BEFORE \_ G-Mo0Ve \_ 31  
 68.75% \_ -0.32 \_ FALL \_ 1 days \_ BEFORE \_ G-Mo0Ur \_ 32  
 68.89% \_ -0.15 \_ FALL \_ 1 days \_ BEFORE \_ G-Su120Pl \_ 45  
 68.97% \_ -0.18 \_ FALL \_ 1 days \_ BEFORE \_ H-Ma90Sa \_ 29  
 80.00% \_ -0.21 \_ FALL \_ 3 days \_ BEFORE \_ G-Ve150Ma \_ 25  
 77.78% \_ -0.31 \_ FALL \_ 3 days \_ BEFORE \_ G-Su90Ma \_ 27  
 76.67% \_ -0.30 \_ FALL \_ 3 days \_ BEFORE \_ H-Ma30Pl \_ 30  
 71.88% \_ 0.27 \_ RISE \_ 1 days \_ AFTER \_ G-Mo0Ur \_ 32  
 93.75% \_ 0.15 \_ RISE \_ 1 days \_ AFTER \_ G-Me0Ma \_ 32  
 80.65% \_ 0.16 \_ RISE \_ 1 days \_ AFTER \_ G-Me0Ur \_ 31  
 71.43% \_ 0.18 \_ RISE \_ 1 days \_ AFTER \_ G-Ve120Ma \_ 28  
 71.15% \_ 0.14 \_ RISE \_ 1 days \_ AFTER \_ G-Ve60Pl \_ 52  
 69.23% \_ 0.13 \_ RISE \_ 1 days \_ AFTER \_ H-Ea30Ur \_ 52  
 75.00% \_ 0.36 \_ RISE \_ 3 days \_ AFTER \_ G-Me180Sa \_ 32  
 74.51% \_ 0.29 \_ RISE \_ 3 days \_ AFTER \_ G-Su150Pl \_ 51  
 71.43% \_ 0.25 \_ RISE \_ 3 days \_ AFTER \_ G-Ma30Sa \_ 28  
 71.88% \_ 0.25 \_ RISE \_ 3 days \_ AFTER \_ H-Ve120Ea \_ 32  
 70.59% \_ 0.30 \_ RISE \_ 3 days \_ AFTER \_ H-Ea60Ur \_ 51  
 72.22% \_ 0.23 \_ RISE \_ 3 days \_ AFTER \_ H-Ea30Pl \_ 54  
 70.49% \_ -0.22 \_ FALL \_ 1 days \_ AFTER \_ G-Mo30Ve \_ 61  
 70.59% \_ -0.29 \_ FALL \_ 1 days \_ AFTER \_ G-Mo0Pl \_ 34  
 72.41% \_ -0.18 \_ FALL \_ 1 days \_ AFTER \_ G-Me0Sa \_ 29

67.74% \_ -0.14 \_ FALL \_ 1 days \_ AFTER \_ H-Ve30Ea \_ 31  
 71.15% \_ -0.16 \_ FALL \_ 1 days \_ AFTER \_ H-Ve90Ma \_ 52  
 72.22% \_ -0.19 \_ FALL \_ 1 days \_ AFTER \_ H-Ve180Sa \_ 36  
 67.39% \_ -0.14 \_ FALL \_ 1 days \_ AFTER \_ H-Ea60Sa \_ 46  
 68.09% \_ -0.26 \_ FALL \_ 3 days \_ AFTER \_ G-Ve150Ju \_ 47  
 68.75% \_ -0.21 \_ FALL \_ 3 days \_ AFTER \_ G-Ve180Ne \_ 32  
 70.00% \_ -0.27 \_ FALL \_ 3 days \_ AFTER \_ H-Ma60Ur \_ 30  
 76.92% \_ -0.24 \_ FALL \_ 3 days \_ AFTER \_ H-Ma90Ur \_ 26

(CSX) CSX Corp. start Jan-3-1968

71.43% \_ 0.15 \_ RISE \_ 1 days \_ BEFORE \_ H-Ma30Ne \_ 28  
 75.86% \_ 0.56 \_ RISE \_ 3 days \_ BEFORE \_ H-Ea180Ur \_ 29  
 69.70% \_ 0.43 \_ RISE \_ 3 days \_ BEFORE \_ H-Ma90PI \_ 33  
 81.82% \_ 0.42 \_ RISE \_ 10 days \_ BEFORE \_ H-Ma150Ne \_ 33  
 67.24% \_ -0.33 \_ FALL \_ 1 days \_ BEFORE \_ G-Me150Ju \_ 58  
 70.00% \_ 0.25 \_ RISE \_ 1 days \_ AFTER \_ G-Ve180Ur \_ 30  
 68.97% \_ 0.19 \_ RISE \_ 1 days \_ AFTER \_ G-Ma90Ju \_ 29  
 68.09% \_ 0.25 \_ RISE \_ 1 days \_ AFTER \_ H-Ve0Ne \_ 47  
 75.86% \_ 0.29 \_ RISE \_ 1 days \_ AFTER \_ H-Ma150Ur \_ 29  
 70.00% \_ 0.24 \_ RISE \_ 1 days \_ AFTER \_ H-Ma90Ne \_ 30  
 75.00% \_ 0.32 \_ RISE \_ 3 days \_ AFTER \_ H-Ea180PI \_ 28  
 75.86% \_ 0.55 \_ RISE \_ 3 days \_ AFTER \_ H-Ma150Ur \_ 29  
 68.97% \_ 0.42 \_ RISE \_ 3 days \_ AFTER \_ H-Ma30PI \_ 29  
 71.43% \_ -0.17 \_ FALL \_ 1 days \_ AFTER \_ G-Su60Ne \_ 49  
 67.65% \_ -0.16 \_ FALL \_ 1 days \_ AFTER \_ G-Ma150Sa \_ 34  
 67.65% \_ -0.27 \_ FALL \_ 1 days \_ AFTER \_ G-Ma120Ur \_ 34  
 70.00% \_ -0.22 \_ FALL \_ 1 days \_ AFTER \_ H-Ma120Ur \_ 30  
 72.41% \_ -0.62 \_ FALL \_ 3 days \_ AFTER \_ G-Ma150Ju \_ 29  
 72.22% \_ -0.33 \_ FALL \_ 3 days \_ AFTER \_ H-Ea60Ju \_ 54  
 71.43% \_ -0.44 \_ FALL \_ 3 days \_ AFTER \_ H-Ea0PI \_ 28

(CTAS) Cintas start Aug-19-1983

68.42% \_ 0.69 \_ RISE \_ 1 days \_ BEFORE \_ G-Mo0Ve \_ 38  
 73.33% \_ 0.34 \_ RISE \_ 1 days \_ BEFORE \_ G-Me60Ma \_ 30  
 69.70% \_ 0.30 \_ RISE \_ 1 days \_ BEFORE \_ G-Me30Sa \_ 33  
 80.00% \_ 0.43 \_ RISE \_ 1 days \_ BEFORE \_ G-Su60Ju \_ 25  
 71.79% \_ 0.36 \_ RISE \_ 1 days \_ BEFORE \_ H-Ve150Ju \_ 39  
 70.00% \_ 0.44 \_ RISE \_ 1 days \_ BEFORE \_ H-Ve120Ur \_ 40  
 70.00% \_ 0.51 \_ RISE \_ 1 days \_ BEFORE \_ H-Ea150Ne \_ 30  
 69.44% \_ 0.50 \_ RISE \_ 3 days \_ BEFORE \_ G-Me60Ma \_ 36  
 73.33% \_ 0.70 \_ RISE \_ 3 days \_ BEFORE \_ G-Me150Ur \_ 30  
 70.97% \_ 0.72 \_ RISE \_ 3 days \_ BEFORE \_ G-Su30Ne \_ 31  
 72.09% \_ 0.53 \_ RISE \_ 3 days \_ BEFORE \_ H-Ve150Ju \_ 43

72.09% \_ 0.57 \_ RISE \_ 3 days \_ BEFORE \_ H-Ve120Ur \_ 43  
 73.33% \_ 0.62 \_ RISE \_ 3 days \_ BEFORE \_ H-Ea150Sa \_ 30  
 68.97% \_ 0.68 \_ RISE \_ 3 days \_ BEFORE \_ H-Ea150Ne \_ 29  
 82.76% \_ 1.18 \_ RISE \_ 10 days \_ BEFORE \_ H-Ea150Sa \_ 29  
 72.41% \_ -0.42 \_ FALL \_ 3 days \_ BEFORE \_ G-Ve60Ur \_ 29  
 72.73% \_ 1.07 \_ RISE \_ 1 days \_ AFTER \_ G-Mo180Ve \_ 33  
 67.65% \_ 0.30 \_ RISE \_ 1 days \_ AFTER \_ G-Me60Ur \_ 34  
 67.65% \_ 0.29 \_ RISE \_ 1 days \_ AFTER \_ G-Me30Ne \_ 34  
 68.97% \_ 0.41 \_ RISE \_ 1 days \_ AFTER \_ G-Me90Ne \_ 29  
 84.62% \_ 0.41 \_ RISE \_ 1 days \_ AFTER \_ G-Ve30PI \_ 26  
 86.96% \_ 0.38 \_ RISE \_ 1 days \_ AFTER \_ G-Su30Sa \_ 23  
 74.07% \_ 0.32 \_ RISE \_ 1 days \_ AFTER \_ G-Su120Ur \_ 27  
 68.18% \_ 0.40 \_ RISE \_ 1 days \_ AFTER \_ H-Ve150Sa \_ 44  
 70.00% \_ 0.42 \_ RISE \_ 1 days \_ AFTER \_ H-Ve120Ur \_ 40  
 70.00% \_ 0.60 \_ RISE \_ 3 days \_ AFTER \_ G-Me60Ju \_ 40  
 68.97% \_ 0.61 \_ RISE \_ 3 days \_ AFTER \_ G-Me90Ju \_ 29  
 70.00% \_ 0.62 \_ RISE \_ 3 days \_ AFTER \_ G-Me150Ur \_ 30  
 69.70% \_ 0.58 \_ RISE \_ 3 days \_ AFTER \_ G-Me120Ne \_ 33  
 68.97% \_ 0.56 \_ RISE \_ 3 days \_ AFTER \_ G-Ve60Ur \_ 29  
 74.07% \_ 0.46 \_ RISE \_ 3 days \_ AFTER \_ G-Ve90Ne \_ 27  
 78.57% \_ 0.59 \_ RISE \_ 3 days \_ AFTER \_ G-Ve30PI \_ 28  
 70.00% \_ 0.87 \_ RISE \_ 3 days \_ AFTER \_ H-Ea90Ur \_ 30  
 71.43% \_ -0.31 \_ FALL \_ 1 days \_ AFTER \_ G-Su60PI \_ 28  
 69.44% \_ -0.49 \_ FALL \_ 1 days \_ AFTER \_ H-Ve90PI \_ 36

(CTB) Cooper Tire & Rubber start Jan-3-1968

69.12% \_ 0.17 \_ RISE \_ 1 days \_ BEFORE \_ G-Me30Ju \_ 68  
 72.41% \_ 0.27 \_ RISE \_ 1 days \_ BEFORE \_ H-Ve180Ma \_ 29  
 68.75% \_ 0.13 \_ RISE \_ 1 days \_ BEFORE \_ H-Ma90PI \_ 32  
 68.75% \_ 0.14 \_ RISE \_ 3 days \_ BEFORE \_ G-Ma90Ne \_ 32  
 69.70% \_ 0.25 \_ RISE \_ 3 days \_ BEFORE \_ H-Ve180Ma \_ 33  
 70.45% \_ 0.29 \_ RISE \_ 3 days \_ BEFORE \_ H-Ve0Ju \_ 44  
 72.41% \_ 0.21 \_ RISE \_ 3 days \_ BEFORE \_ H-Ma90PI \_ 29  
 68.97% \_ -0.41 \_ FALL \_ 1 days \_ BEFORE \_ G-Mo180Me \_ 29  
 75.00% \_ -0.35 \_ FALL \_ 1 days \_ BEFORE \_ G-Mo180Su \_ 28  
 69.44% \_ -0.24 \_ FALL \_ 1 days \_ BEFORE \_ G-Mo180Sa \_ 36  
 72.73% \_ -0.29 \_ FALL \_ 3 days \_ BEFORE \_ G-Me180Ne \_ 33  
 70.00% \_ -0.19 \_ FALL \_ 3 days \_ BEFORE \_ G-Ma60PI \_ 30  
 67.24% \_ 0.11 \_ RISE \_ 1 days \_ AFTER \_ G-Me150Ur \_ 58  
 75.00% \_ 0.14 \_ RISE \_ 1 days \_ AFTER \_ G-Ve0Ju \_ 28  
 70.97% \_ 0.09 \_ RISE \_ 1 days \_ AFTER \_ G-Ve0Ur \_ 31  
 67.74% \_ 0.07 \_ RISE \_ 1 days \_ AFTER \_ H-Ve120Ea \_ 31  
 68.18% \_ 0.20 \_ RISE \_ 1 days \_ AFTER \_ H-Ea30PI \_ 44

68.75% \_ 0.12 \_ RISE \_ 3 days \_ AFTER \_ G-Me180Sa \_ 32  
 69.23% \_ 0.24 \_ RISE \_ 3 days \_ AFTER \_ G-Me0PI \_ 39  
 73.33% \_ 0.22 \_ RISE \_ 3 days \_ AFTER \_ G-Ve0Ur \_ 30  
 68.97% \_ 0.26 \_ RISE \_ 3 days \_ AFTER \_ G-Ma90Ur \_ 29  
 81.48% \_ 0.17 \_ RISE \_ 3 days \_ AFTER \_ H-Ea120Ma \_ 27  
 80.77% \_ 0.14 \_ RISE \_ 3 days \_ AFTER \_ H-Ma30Sa \_ 26  
 76.92% \_ 0.12 \_ RISE \_ 3 days \_ AFTER \_ H-Ma150Sa \_ 26  
 74.07% \_ 0.20 \_ RISE \_ 3 days \_ AFTER \_ H-Ma30Ur \_ 27  
 80.00% \_ 0.27 \_ RISE \_ 3 days \_ AFTER \_ H-Ma30PI \_ 25  
 68.97% \_ -0.32 \_ FALL \_ 1 days \_ AFTER \_ G-Mo180Me \_ 29  
 68.57% \_ -0.31 \_ FALL \_ 1 days \_ AFTER \_ G-Mo0Ma \_ 35  
 75.00% \_ -0.16 \_ FALL \_ 1 days \_ AFTER \_ G-Me120Ma \_ 32  
 69.23% \_ -0.10 \_ FALL \_ 1 days \_ AFTER \_ G-Me150Ju \_ 52  
 69.44% \_ -0.08 \_ FALL \_ 1 days \_ AFTER \_ G-Me0Ur \_ 36  
 70.45% \_ -0.10 \_ FALL \_ 1 days \_ AFTER \_ G-Su150Ju \_ 44  
 67.31% \_ -0.24 \_ FALL \_ 1 days \_ AFTER \_ G-Su120Ur \_ 52  
 75.00% \_ -0.10 \_ FALL \_ 1 days \_ AFTER \_ G-Ma120Sa \_ 28  
 73.17% \_ -0.10 \_ FALL \_ 1 days \_ AFTER \_ H-Ea150Sa \_ 41  
 70.00% \_ -0.08 \_ FALL \_ 3 days \_ AFTER \_ G-Ma30Ur \_ 30

(CTX) Centex start Oct-4-1971

70.67% \_ 0.40 \_ RISE \_ 1 days \_ BEFORE \_ G-Mo60Ma \_ 75  
 69.64% \_ 0.25 \_ RISE \_ 3 days \_ BEFORE \_ G-Ve150Sa \_ 56  
 68.97% \_ 0.28 \_ RISE \_ 3 days \_ BEFORE \_ G-Ve180Ur \_ 29  
 68.42% \_ -0.44 \_ FALL \_ 1 days \_ BEFORE \_ G-Mo180Ju \_ 38  
 82.14% \_ -0.19 \_ FALL \_ 1 days \_ BEFORE \_ G-Ve0Ne \_ 28  
 68.57% \_ 1.79 \_ RISE \_ 1 days \_ AFTER \_ G-Mo0Ve \_ 35  
 68.00% \_ 0.46 \_ RISE \_ 1 days \_ AFTER \_ G-Mo60Ve \_ 75  
 68.42% \_ 0.53 \_ RISE \_ 1 days \_ AFTER \_ G-Mo0PI \_ 38  
 69.77% \_ 0.18 \_ RISE \_ 1 days \_ AFTER \_ G-Su60Ur \_ 43  
 68.89% \_ 0.15 \_ RISE \_ 1 days \_ AFTER \_ G-Su60Ne \_ 45  
 68.00% \_ 0.29 \_ RISE \_ 3 days \_ AFTER \_ G-Su30PI \_ 50  
 75.00% \_ 0.22 \_ RISE \_ 3 days \_ AFTER \_ H-Ve0Ju \_ 36  
 69.77% \_ 0.26 \_ RISE \_ 3 days \_ AFTER \_ H-Ve0Ne \_ 43  
 68.97% \_ -0.14 \_ FALL \_ 1 days \_ AFTER \_ G-Me0Sa \_ 29  
 69.77% \_ -0.17 \_ FALL \_ 1 days \_ AFTER \_ G-Su60Sa \_ 43  
 69.57% \_ -0.14 \_ FALL \_ 1 days \_ AFTER \_ G-Su90Ur \_ 46  
 67.11% \_ -0.84 \_ FALL \_ 1 days \_ AFTER \_ H-Ve120Ne \_ 76  
 69.44% \_ -0.16 \_ FALL \_ 1 days \_ AFTER \_ H-Ve0PI \_ 36  
 72.73% \_ -0.14 \_ FALL \_ 1 days \_ AFTER \_ H-Ea60Ju \_ 44  
 79.55% \_ -0.14 \_ FALL \_ 1 days \_ AFTER \_ H-Ea120Ne \_ 44  
 75.00% \_ -0.44 \_ FALL \_ 3 days \_ AFTER \_ G-Ve0Ju \_ 28

(CTXS) Citrix start Dec-11-1995

76.92% \_ 4.52 \_ RISE \_ 3 days \_ AFTER \_ H-Me120Sa \_ 26  
 84.00% \_ 5.72 \_ RISE \_ 10 days \_ AFTER \_ H-Me90Ju \_ 25

(CUM) Cummins Engine start Jan-3-1968

69.70% \_ 0.69 \_ RISE \_ 3 days \_ BEFORE \_ G-Ma30Ur \_ 33  
 70.00% \_ -0.83 \_ FALL \_ 1 days \_ BEFORE \_ G-Mo0Ur \_ 40  
 68.57% \_ -0.30 \_ FALL \_ 1 days \_ BEFORE \_ G-Ve60Ma \_ 35  
 82.76% \_ -0.35 \_ FALL \_ 1 days \_ BEFORE \_ G-Ve0Sa \_ 29  
 75.00% \_ -0.41 \_ FALL \_ 1 days \_ BEFORE \_ G-Su30Ma \_ 28  
 70.97% \_ -0.47 \_ FALL \_ 1 days \_ BEFORE \_ G-Ma150Ju \_ 31  
 68.97% \_ -0.28 \_ FALL \_ 1 days \_ BEFORE \_ G-Ma60Sa \_ 29  
 68.97% \_ -0.28 \_ FALL \_ 1 days \_ BEFORE \_ H-Ea30Sa \_ 58  
 67.86% \_ -0.46 \_ FALL \_ 1 days \_ BEFORE \_ H-Ea30PI \_ 56  
 72.41% \_ -0.87 \_ FALL \_ 3 days \_ BEFORE \_ G-Ve0Sa \_ 29  
 70.59% \_ -0.80 \_ FALL \_ 3 days \_ BEFORE \_ G-Ma150Ur \_ 34  
 69.81% \_ 0.44 \_ RISE \_ 1 days \_ AFTER \_ H-Ea60Ur \_ 53  
 68.97% \_ 0.66 \_ RISE \_ 3 days \_ AFTER \_ H-Ea120Ma \_ 29  
 83.33% \_ 0.74 \_ RISE \_ 3 days \_ AFTER \_ H-Ma30Ur \_ 30  
 70.97% \_ -0.33 \_ FALL \_ 1 days \_ AFTER \_ G-Ve0Ju \_ 31  
 72.41% \_ -0.36 \_ FALL \_ 1 days \_ AFTER \_ G-Ve0Sa \_ 29  
 67.31% \_ -0.32 \_ FALL \_ 1 days \_ AFTER \_ G-Su60Sa \_ 52  
 67.65% \_ -0.50 \_ FALL \_ 1 days \_ AFTER \_ G-Ma60Ju \_ 34  
 68.97% \_ -0.36 \_ FALL \_ 1 days \_ AFTER \_ G-Ma60Sa \_ 29  
 75.00% \_ -0.36 \_ FALL \_ 1 days \_ AFTER \_ H-Ea180Sa \_ 28  
 68.09% \_ -0.80 \_ FALL \_ 3 days \_ AFTER \_ H-Ve60Ne \_ 94

(CVS) CVS start Jan-3-1968

69.44% \_ 0.26 \_ RISE \_ 1 days \_ BEFORE \_ G-Me180Sa \_ 36  
 68.97% \_ 0.14 \_ RISE \_ 1 days \_ BEFORE \_ G-Ve180Ne \_ 29  
 75.00% \_ 0.14 \_ RISE \_ 1 days \_ BEFORE \_ G-Ma30Sa \_ 28  
 70.59% \_ 0.39 \_ RISE \_ 3 days \_ BEFORE \_ G-Me180Sa \_ 34  
 68.75% \_ 0.26 \_ RISE \_ 3 days \_ BEFORE \_ G-Ve180PI \_ 32  
 70.00% \_ 0.34 \_ RISE \_ 3 days \_ BEFORE \_ G-Ma120Ju \_ 30  
 71.88% \_ 0.24 \_ RISE \_ 3 days \_ BEFORE \_ G-Ma30Sa \_ 32  
 78.12% \_ 0.29 \_ RISE \_ 3 days \_ BEFORE \_ H-Ma60Ne \_ 32  
 70.73% \_ -0.49 \_ FALL \_ 1 days \_ BEFORE \_ G-Mo0Sa \_ 41  
 71.88% \_ -0.11 \_ FALL \_ 1 days \_ BEFORE \_ G-Me0Ju \_ 32  
 74.19% \_ -0.12 \_ FALL \_ 1 days \_ BEFORE \_ G-Ma60PI \_ 31  
 67.86% \_ -0.17 \_ FALL \_ 1 days \_ BEFORE \_ H-Ea120PI \_ 56  
 74.29% \_ -0.43 \_ FALL \_ 3 days \_ BEFORE \_ G-Ma150Ur \_ 35  
 70.00% \_ -0.26 \_ FALL \_ 3 days \_ BEFORE \_ H-Ma90Sa \_ 30  
 68.57% \_ 0.60 \_ RISE \_ 1 days \_ AFTER \_ G-Mo180Ve \_ 35

73.53% \_ 0.36 \_ RISE \_ 1 days \_ AFTER \_ G-Mo180Ne \_ 35  
 75.00% \_ 1.63 \_ RISE \_ 1 days \_ AFTER \_ G-Me0Ju \_ 32  
 74.07% \_ 0.14 \_ RISE \_ 1 days \_ AFTER \_ G-Ma30Ne \_ 27  
 70.00% \_ 0.19 \_ RISE \_ 1 days \_ AFTER \_ H-Ve0Ma \_ 30  
 71.88% \_ 0.29 \_ RISE \_ 3 days \_ AFTER \_ G-Me180Ur \_ 32  
 71.88% \_ 0.35 \_ RISE \_ 3 days \_ AFTER \_ H-Ve0Ma \_ 32  
 70.00% \_ 0.28 \_ RISE \_ 3 days \_ AFTER \_ H-Ma60Ur \_ 30  
 68.75% \_ 0.20 \_ RISE \_ 3 days \_ AFTER \_ H-Ma60Ne \_ 32  
 68.97% \_ 0.26 \_ RISE \_ 3 days \_ AFTER \_ H-Ma90PI \_ 29  
 77.36% \_ -0.12 \_ FALL \_ 1 days \_ AFTER \_ G-Su150Ne \_ 53  
 81.48% \_ -0.18 \_ FALL \_ 1 days \_ AFTER \_ G-Ma60Sa \_ 27  
 68.75% \_ -0.19 \_ FALL \_ 1 days \_ AFTER \_ G-Ma120Ur \_ 32  
 79.31% \_ -0.19 \_ FALL \_ 1 days \_ AFTER \_ H-Ea0Ur \_ 29  
 68.97% \_ -0.18 \_ FALL \_ 1 days \_ AFTER \_ H-Ma120Ne \_ 29

(CYM) Cyprus Amax Minerals start May-31-1985

70.97% \_ 0.50 \_ RISE \_ 3 days \_ BEFORE \_ G-Me120Ju \_ 31  
 72.73% \_ 0.55 \_ RISE \_ 3 days \_ BEFORE \_ G-Me30Ur \_ 33  
 68.97% \_ 0.71 \_ RISE \_ 3 days \_ BEFORE \_ G-Ve150Ju \_ 29  
 69.77% \_ 0.49 \_ RISE \_ 3 days \_ BEFORE \_ H-Ve150Ur \_ 43  
 68.12% \_ -0.34 \_ FALL \_ 1 days \_ BEFORE \_ G-Mo120Su \_ 69  
 69.23% \_ -0.37 \_ FALL \_ 1 days \_ BEFORE \_ G-Mo0Ur \_ 39  
 71.79% \_ -0.42 \_ FALL \_ 1 days \_ BEFORE \_ H-Ve90PI \_ 39  
 69.70% \_ 0.56 \_ RISE \_ 3 days \_ AFTER \_ G-Me30Sa \_ 33  
 71.43% \_ 0.62 \_ RISE \_ 3 days \_ AFTER \_ G-Me90Sa \_ 28  
 75.00% \_ 0.79 \_ RISE \_ 3 days \_ AFTER \_ G-Ve150Ne \_ 28  
 68.66% \_ -0.30 \_ FALL \_ 1 days \_ AFTER \_ G-Mo120Me \_ 67  
 70.00% \_ -0.31 \_ FALL \_ 1 days \_ AFTER \_ G-Mo150Ma \_ 70  
 67.65% \_ -0.38 \_ FALL \_ 1 days \_ AFTER \_ G-Mo180Ju \_ 34  
 71.43% \_ -0.32 \_ FALL \_ 1 days \_ AFTER \_ G-Mo0Ne \_ 35  
 68.42% \_ -0.25 \_ FALL \_ 1 days \_ AFTER \_ G-Mo180Ne \_ 39  
 74.07% \_ -0.33 \_ FALL \_ 1 days \_ AFTER \_ G-Me150Sa \_ 27  
 69.23% \_ -0.39 \_ FALL \_ 1 days \_ AFTER \_ H-Me0Ma \_ 39  
 71.43% \_ -0.67 \_ FALL \_ 3 days \_ AFTER \_ G-Me30PI \_ 35

(D) Dominion Resources start Jan-2-1974

68.75% \_ 0.26 \_ RISE \_ 1 days \_ BEFORE \_ G-Me0Sa \_ 32  
 69.23% \_ 0.26 \_ RISE \_ 1 days \_ BEFORE \_ G-Ve90Sa \_ 39  
 67.74% \_ 0.20 \_ RISE \_ 1 days \_ BEFORE \_ H-Ve180Ur \_ 31  
 80.95% \_ 0.25 \_ RISE \_ 1 days \_ BEFORE \_ H-Ea150PI \_ 42  
 68.75% \_ 0.35 \_ RISE \_ 3 days \_ BEFORE \_ H-Ea150PI \_ 48  
 69.23% \_ -0.24 \_ FALL \_ 1 days \_ BEFORE \_ H-Ea60Ne \_ 39  
 73.81% \_ -0.42 \_ FALL \_ 3 days \_ BEFORE \_ G-Su90Ju \_ 42

68.57% \_ -0.39 \_ FALL \_ 3 days \_ BEFORE \_ H-Ve0Ur \_ 35  
 68.09% \_ -0.31 \_ FALL \_ 3 days \_ BEFORE \_ H-Ea90Ur \_ 47  
 73.53% \_ 0.32 \_ RISE \_ 1 days \_ AFTER \_ G-Mo0Me \_ 34  
 70.59% \_ 0.34 \_ RISE \_ 1 days \_ AFTER \_ G-Mo180Ve \_ 34  
 67.19% \_ 0.40 \_ RISE \_ 1 days \_ AFTER \_ G-Mo120Su \_ 64  
 68.92% \_ 0.28 \_ RISE \_ 1 days \_ AFTER \_ G-Mo90Ur \_ 74  
 68.42% \_ 0.34 \_ RISE \_ 1 days \_ AFTER \_ G-Mo180Ur \_ 38  
 71.43% \_ 0.23 \_ RISE \_ 1 days \_ AFTER \_ G-Ve90Ma \_ 28  
 73.17% \_ 0.25 \_ RISE \_ 1 days \_ AFTER \_ G-Ve150Ur \_ 41  
 70.97% \_ 0.23 \_ RISE \_ 1 days \_ AFTER \_ G-Su30Ju \_ 31  
 72.50% \_ 0.21 \_ RISE \_ 1 days \_ AFTER \_ G-Su60PI \_ 40  
 72.22% \_ 0.17 \_ RISE \_ 1 days \_ AFTER \_ G-Su150PI \_ 36  
 67.95% \_ 0.27 \_ RISE \_ 1 days \_ AFTER \_ H-Me0Ur \_ 78  
 80.00% \_ 0.26 \_ RISE \_ 1 days \_ AFTER \_ H-Ve150Ea \_ 25  
 72.34% \_ 0.25 \_ RISE \_ 1 days \_ AFTER \_ H-Ve30Ma \_ 47  
 76.67% \_ 0.24 \_ RISE \_ 1 days \_ AFTER \_ H-Ve180PI \_ 30  
 73.17% \_ 0.26 \_ RISE \_ 1 days \_ AFTER \_ H-Ea90Ur \_ 41  
 68.89% \_ 0.35 \_ RISE \_ 3 days \_ AFTER \_ G-Ve30PI \_ 45  
 70.83% \_ 0.30 \_ RISE \_ 3 days \_ AFTER \_ G-Su30Ne \_ 48  
 72.73% \_ 0.42 \_ RISE \_ 3 days \_ AFTER \_ G-Su60PI \_ 44  
 78.57% \_ 0.43 \_ RISE \_ 3 days \_ AFTER \_ H-Ve150Ea \_ 28  
 70.83% \_ 0.39 \_ RISE \_ 3 days \_ AFTER \_ H-Ve30Ma \_ 48  
 69.23% \_ 0.37 \_ RISE \_ 3 days \_ AFTER \_ H-Ve120Sa \_ 65  
 71.43% \_ 0.36 \_ RISE \_ 3 days \_ AFTER \_ H-Ea150Sa \_ 42  
 68.09% \_ -0.31 \_ FALL \_ 1 days \_ AFTER \_ G-Me60Ur \_ 47  
 68.00% \_ -0.27 \_ FALL \_ 1 days \_ AFTER \_ G-Me30PI \_ 50  
 71.88% \_ -0.40 \_ FALL \_ 3 days \_ AFTER \_ G-Me0Ur \_ 32  
 71.05% \_ -0.36 \_ FALL \_ 3 days \_ AFTER \_ H-Ea90Sa \_ 38

(DAL) Delta Air Lines start Jan-3-1968

69.70% \_ 0.36 \_ RISE \_ 1 days \_ BEFORE \_ G-Me180Sa \_ 33  
 72.41% \_ 0.41 \_ RISE \_ 1 days \_ BEFORE \_ G-Ma90Ju \_ 29  
 67.74% \_ 0.37 \_ RISE \_ 1 days \_ BEFORE \_ H-Ma60PI \_ 31  
 70.21% \_ 0.83 \_ RISE \_ 3 days \_ BEFORE \_ H-Ve0Ju \_ 47  
 67.50% \_ -0.66 \_ FALL \_ 1 days \_ BEFORE \_ G-Mo0Ju \_ 40  
 72.34% \_ -0.23 \_ FALL \_ 1 days \_ BEFORE \_ G-Me0Ma \_ 47  
 67.21% \_ -0.35 \_ FALL \_ 1 days \_ BEFORE \_ G-Me150Ju \_ 61  
 72.73% \_ -0.29 \_ FALL \_ 1 days \_ BEFORE \_ G-Ma60PI \_ 33  
 68.89% \_ -0.29 \_ FALL \_ 1 days \_ BEFORE \_ H-Ve0Ur \_ 45  
 70.00% \_ -0.25 \_ FALL \_ 1 days \_ BEFORE \_ H-Ma90Ur \_ 30  
 69.70% \_ -1.01 \_ FALL \_ 3 days \_ BEFORE \_ G-Ma60PI \_ 33  
 71.43% \_ -0.70 \_ FALL \_ 3 days \_ BEFORE \_ H-Ea150Ma \_ 28  
 70.00% \_ -0.86 \_ FALL \_ 3 days \_ BEFORE \_ H-Ma90Ur \_ 30



69.70% \_ 0.65 \_ RISE \_ 1 days \_ AFTER \_ G-Me180Sa \_ 33  
 70.00% \_ 0.25 \_ RISE \_ 1 days \_ AFTER \_ G-Ve180PI \_ 30  
 78.57% \_ 0.28 \_ RISE \_ 1 days \_ AFTER \_ G-Ma30Ne \_ 28  
 71.74% \_ 0.69 \_ RISE \_ 3 days \_ AFTER \_ G-Me0Ma \_ 46  
 71.43% \_ 0.87 \_ RISE \_ 3 days \_ AFTER \_ G-Me180Sa \_ 35  
 76.92% \_ 0.43 \_ RISE \_ 3 days \_ AFTER \_ H-Ea30Ma \_ 27  
 72.97% \_ -0.61 \_ FALL \_ 1 days \_ AFTER \_ G-Mo180Me \_ 37  
 72.88% \_ -0.31 \_ FALL \_ 1 days \_ AFTER \_ G-Ve60PI \_ 59  
 80.00% \_ -0.29 \_ FALL \_ 1 days \_ AFTER \_ G-Su120Ma \_ 25  
 74.07% \_ -0.29 \_ FALL \_ 1 days \_ AFTER \_ G-Ma30Ju \_ 27  
 72.73% \_ -0.24 \_ FALL \_ 1 days \_ AFTER \_ H-Ve30Ea \_ 33  
 68.75% \_ -0.35 \_ FALL \_ 1 days \_ AFTER \_ H-Ve60Ea \_ 32  
 68.75% \_ -0.41 \_ FALL \_ 1 days \_ AFTER \_ H-Ve180Ne \_ 48  
 81.48% \_ -0.45 \_ FALL \_ 1 days \_ AFTER \_ H-Ea0Ju \_ 27  
 68.42% \_ -0.28 \_ FALL \_ 1 days \_ AFTER \_ H-Ea150Ne \_ 57  
 75.00% \_ -0.27 \_ FALL \_ 1 days \_ AFTER \_ H-Ma90Sa \_ 28  
 76.67% \_ -0.35 \_ FALL \_ 1 days \_ AFTER \_ H-Ma150Ne \_ 30  
 71.43% \_ -0.23 \_ FALL \_ 1 days \_ AFTER \_ H-Ma150PI \_ 28  
 81.25% \_ -0.77 \_ FALL \_ 3 days \_ AFTER \_ H-Ma150Ne \_ 32

(DCN) Dana Corp start Jan-3-1968

70.00% \_ 0.20 \_ RISE \_ 1 days \_ BEFORE \_ G-Ve180Ur \_ 30  
 68.12% \_ 0.39 \_ RISE \_ 3 days \_ BEFORE \_ G-Me60Ma \_ 69  
 75.00% \_ 0.25 \_ RISE \_ 3 days \_ BEFORE \_ H-Ve0Ju \_ 44  
 74.07% \_ -0.15 \_ FALL \_ 1 days \_ BEFORE \_ G-Su120Ma \_ 27  
 72.73% \_ -0.19 \_ FALL \_ 1 days \_ BEFORE \_ H-Ve60Ea \_ 33  
 76.67% \_ -0.20 \_ FALL \_ 1 days \_ BEFORE \_ H-Ma90Ur \_ 30  
 68.75% \_ 0.21 \_ RISE \_ 1 days \_ AFTER \_ G-Me120Ma \_ 32  
 68.75% \_ 0.23 \_ RISE \_ 1 days \_ AFTER \_ H-Ve30Ur \_ 80  
 68.18% \_ 0.18 \_ RISE \_ 1 days \_ AFTER \_ H-Ve0Ur \_ 44  
 67.31% \_ 0.21 \_ RISE \_ 1 days \_ AFTER \_ H-Ea120Sa \_ 52  
 67.31% \_ 0.29 \_ RISE \_ 1 days \_ AFTER \_ H-Ea150PI \_ 52  
 77.42% \_ 0.31 \_ RISE \_ 3 days \_ AFTER \_ G-Me180PI \_ 31  
 70.69% \_ 0.43 \_ RISE \_ 3 days \_ AFTER \_ H-Ea120Sa \_ 58  
 71.43% \_ 0.34 \_ RISE \_ 3 days \_ AFTER \_ H-Ma30Sa \_ 28  
 69.66% \_ -0.22 \_ FALL \_ 1 days \_ AFTER \_ H-Ve60Ne \_ 89  
 72.73% \_ -0.27 \_ FALL \_ 3 days \_ AFTER \_ H-Ve0Ju \_ 44  
 68.75% \_ -0.34 \_ FALL \_ 3 days \_ AFTER \_ H-Ma150Ne \_ 32  
 68.75% \_ -0.41 \_ FALL \_ 3 days \_ AFTER \_ H-Ma90PI \_ 32

(DD) DuPont (E.I.) deNemours start Jan-3-1968

70.97% \_ 0.68 \_ RISE \_ 3 days \_ BEFORE \_ G-Ve180Ju \_ 31  
 68.97% \_ 0.56 \_ RISE \_ 3 days \_ BEFORE \_ H-Ea60Ma \_ 29

75.00% \_ 0.61 \_ RISE \_ 3 days \_ BEFORE \_ H-Ma90PI \_ 32  
 80.65% \_ 1.38 \_ RISE \_ 10 days \_ BEFORE \_ H-Ma90PI \_ 31  
 74.19% \_ -0.50 \_ FALL \_ 3 days \_ BEFORE \_ H-Ea180Ne \_ 31  
 70.73% \_ 0.90 \_ RISE \_ 1 days \_ AFTER \_ G-Mo0Ur \_ 41  
 67.74% \_ 0.35 \_ RISE \_ 1 days \_ AFTER \_ G-Me180Sa \_ 31  
 74.07% \_ 0.69 \_ RISE \_ 3 days \_ AFTER \_ G-Su120Ma \_ 28  
 77.08% \_ 0.60 \_ RISE \_ 3 days \_ AFTER \_ H-Ve0Ne \_ 48  
 68.97% \_ 0.83 \_ RISE \_ 3 days \_ AFTER \_ H-Ea180Ur \_ 29  
 72.41% \_ 0.72 \_ RISE \_ 3 days \_ AFTER \_ H-Ma30Ne \_ 29  
 67.50% \_ -0.97 \_ FALL \_ 1 days \_ AFTER \_ G-Mo180Sa \_ 40  
 70.97% \_ -0.62 \_ FALL \_ 1 days \_ AFTER \_ G-Me180Ur \_ 31  
 67.57% \_ -0.35 \_ FALL \_ 1 days \_ AFTER \_ G-Ma150PI \_ 37  
 72.41% \_ -0.44 \_ FALL \_ 1 days \_ AFTER \_ H-Ea150Ma \_ 29  
 68.97% \_ -0.78 \_ FALL \_ 3 days \_ AFTER \_ G-Su60Ma \_ 29  
 74.07% \_ -0.72 \_ FALL \_ 3 days \_ AFTER \_ G-Su150Ma \_ 27  
 68.97% \_ -0.46 \_ FALL \_ 3 days \_ AFTER \_ G-Ma90Sa \_ 29  
 73.53% \_ -0.90 \_ FALL \_ 3 days \_ AFTER \_ G-Ma120Ne \_ 34  
 70.00% \_ -3.06 \_ FALL \_ 3 days \_ AFTER \_ H-Ma90Ur \_ 30

(DDS) Dillard's start Oct-28-1969

71.79% \_ -0.40 \_ FALL \_ 1 days \_ BEFORE \_ G-Mo0Ju \_ 39  
 67.86% \_ -0.23 \_ FALL \_ 1 days \_ BEFORE \_ G-Ve30Su \_ 56  
 67.44% \_ -0.28 \_ FALL \_ 1 days \_ BEFORE \_ G-Su120Ju \_ 43  
 70.51% \_ -0.21 \_ FALL \_ 1 days \_ BEFORE \_ H-Ve90PI \_ 78  
 70.83% \_ -0.30 \_ FALL \_ 3 days \_ BEFORE \_ G-Su30Ju \_ 48  
 74.51% \_ -0.32 \_ FALL \_ 3 days \_ BEFORE \_ H-Ea120Sa \_ 51  
 69.05% \_ 0.32 \_ RISE \_ 3 days \_ AFTER \_ H-Ve0PI \_ 42  
 67.92% \_ -0.26 \_ FALL \_ 1 days \_ AFTER \_ G-Me60Ma \_ 53  
 75.00% \_ -0.14 \_ FALL \_ 1 days \_ AFTER \_ G-Me0Ur \_ 28  
 75.00% \_ -0.21 \_ FALL \_ 1 days \_ AFTER \_ G-Me60Ne \_ 56  
 70.37% \_ -0.19 \_ FALL \_ 1 days \_ AFTER \_ G-Me120PI \_ 54  
 76.92% \_ -0.21 \_ FALL \_ 1 days \_ AFTER \_ G-Ma150Ju \_ 26  
 68.24% \_ -0.19 \_ FALL \_ 1 days \_ AFTER \_ H-Ve30Ne \_ 85  
 68.00% \_ -0.27 \_ FALL \_ 1 days \_ AFTER \_ H-Ve150Ne \_ 75  
 72.09% \_ -0.18 \_ FALL \_ 1 days \_ AFTER \_ H-Ea60Ne \_ 43  
 71.43% \_ -0.21 \_ FALL \_ 3 days \_ AFTER \_ G-Me180Ur \_ 28  
 92.59% \_ -0.50 \_ FALL \_ 3 days \_ AFTER \_ G-Ma150Ju \_ 27  
 71.43% \_ -0.34 \_ FALL \_ 3 days \_ AFTER \_ H-Ve0Ur \_ 42  
 70.00% \_ -0.44 \_ FALL \_ 3 days \_ AFTER \_ H-Ve30Ne \_ 90  
 68.09% \_ -0.20 \_ FALL \_ 3 days \_ AFTER \_ H-Ea120Ju \_ 47

(DE) Deere & Co. start Jan-3-1968

70.00% \_ 0.23 \_ RISE \_ 1 days \_ BEFORE \_ H-Ea0PI \_ 30

76.67% \_ 0.40 \_ RISE \_ 3 days \_ BEFORE \_ H-Ea180Ur \_ 30  
 71.43% \_ 0.69 \_ RISE \_ 1 days \_ AFTER \_ G-Mo180Su \_ 36  
 75.00% \_ 0.26 \_ RISE \_ 1 days \_ AFTER \_ G-Me0PI \_ 36  
 68.97% \_ 0.20 \_ RISE \_ 1 days \_ AFTER \_ G-Ma60Ne \_ 29  
 69.64% \_ 0.23 \_ RISE \_ 1 days \_ AFTER \_ H-Ea90Ur \_ 56  
 71.64% \_ 0.41 \_ RISE \_ 3 days \_ AFTER \_ H-Ve30Ma \_ 67  
 68.97% \_ 0.33 \_ RISE \_ 3 days \_ AFTER \_ H-Ea120Sa \_ 58  
 76.67% \_ 0.60 \_ RISE \_ 3 days \_ AFTER \_ H-Ma120PI \_ 30  
 72.73% \_ -0.24 \_ FALL \_ 1 days \_ AFTER \_ G-Me150Ur \_ 66  
 77.78% \_ -0.20 \_ FALL \_ 1 days \_ AFTER \_ G-Su120Ma \_ 27  
 70.75% \_ -0.22 \_ FALL \_ 1 days \_ AFTER \_ H-Me0Ur \_ 106  
 71.43% \_ -0.16 \_ FALL \_ 1 days \_ AFTER \_ H-Ma120Ur \_ 28  
 71.43% \_ -0.20 \_ FALL \_ 1 days \_ AFTER \_ H-Ma150PI \_ 28  
 68.75% \_ -0.32 \_ FALL \_ 3 days \_ AFTER \_ G-Ve0Sa \_ 32  
 72.41% \_ -0.44 \_ FALL \_ 3 days \_ AFTER \_ G-Ma90Sa \_ 29  
 68.57% \_ -0.48 \_ FALL \_ 3 days \_ AFTER \_ G-Ma120Ne \_ 35

(DELL) Dell Computer start June-24-1988

69.62% \_ 0.78 \_ RISE \_ 1 days \_ BEFORE \_ G-Mo60Ma \_ 79  
 67.07% \_ 0.77 \_ RISE \_ 1 days \_ BEFORE \_ G-Mo60Ju \_ 82  
 67.90% \_ 0.88 \_ RISE \_ 1 days \_ BEFORE \_ G-Mo30Ne \_ 81  
 68.29% \_ 0.14 \_ RISE \_ 1 days \_ BEFORE \_ H-Me180Ne \_ 41  
 70.97% \_ 0.22 \_ RISE \_ 1 days \_ BEFORE \_ H-Ve120Ju \_ 31  
 71.43% \_ 0.45 \_ RISE \_ 1 days \_ BEFORE \_ H-Ve150PI \_ 35  
 73.53% \_ 0.54 \_ RISE \_ 3 days \_ BEFORE \_ H-Ve30Ne \_ 34  
 71.79% \_ 0.65 \_ RISE \_ 1 days \_ AFTER \_ G-Mo0Me \_ 39  
 67.57% \_ 0.76 \_ RISE \_ 1 days \_ AFTER \_ G-Mo180Me \_ 37  
 78.95% \_ 0.76 \_ RISE \_ 1 days \_ AFTER \_ G-Mo180Ve \_ 38  
 74.36% \_ 0.84 \_ RISE \_ 1 days \_ AFTER \_ G-Mo0Su \_ 39  
 72.97% \_ 0.69 \_ RISE \_ 1 days \_ AFTER \_ G-Mo180Su \_ 37  
 67.50% \_ 0.57 \_ RISE \_ 1 days \_ AFTER \_ G-Mo180Sa \_ 40  
 69.05% \_ 0.79 \_ RISE \_ 1 days \_ AFTER \_ G-Mo0Ur \_ 42  
 68.67% \_ 0.85 \_ RISE \_ 1 days \_ AFTER \_ G-Mo120Ur \_ 83  
 67.47% \_ 0.79 \_ RISE \_ 1 days \_ AFTER \_ G-Mo60PI \_ 83  
 71.21% \_ 0.30 \_ RISE \_ 1 days \_ AFTER \_ H-Me120Ea \_ 66  
 68.42% \_ 0.25 \_ RISE \_ 1 days \_ AFTER \_ H-Me180Ma \_ 38  
 68.75% \_ 0.25 \_ RISE \_ 1 days \_ AFTER \_ H-Ve150Ur \_ 32  
 72.41% \_ 0.59 \_ RISE \_ 3 days \_ AFTER \_ G-Me30Ur \_ 29  
 75.00% \_ 0.29 \_ RISE \_ 3 days \_ AFTER \_ H-Me0Ea \_ 32  
 78.12% \_ 0.36 \_ RISE \_ 3 days \_ AFTER \_ H-Ve150Ju \_ 32

(DG) Dollar General start Jan-14-1972

69.77% \_ 0.10 \_ RISE \_ 1 days \_ BEFORE \_ H-Ve90Ma \_ 43

70.59% \_ 0.10 \_ RISE \_ 3 days \_ BEFORE \_ H-Ve180Sa \_ 34  
 80.77% \_ 0.15 \_ RISE \_ 10 days \_ BEFORE \_ H-Ma120Ur \_ 26  
 70.97% \_ -0.12 \_ FALL \_ 1 days \_ BEFORE \_ G-Me0Ma \_ 31  
 68.75% \_ -0.10 \_ FALL \_ 1 days \_ BEFORE \_ H-Ve180Ur \_ 32  
 67.19% \_ -0.10 \_ FALL \_ 1 days \_ BEFORE \_ H-Ve120PI \_ 64  
 68.42% \_ -0.07 \_ FALL \_ 1 days \_ BEFORE \_ H-Ea60Sa \_ 38  
 71.88% \_ 0.48 \_ RISE \_ 1 days \_ AFTER \_ G-Mo180Ve \_ 32  
 67.57% \_ 0.59 \_ RISE \_ 1 days \_ AFTER \_ G-Mo30Ur \_ 74  
 70.97% \_ 0.14 \_ RISE \_ 1 days \_ AFTER \_ G-Me0Ma \_ 31  
 73.33% \_ 0.06 \_ RISE \_ 1 days \_ AFTER \_ G-Me120Ur \_ 45  
 69.39% \_ 0.12 \_ RISE \_ 1 days \_ AFTER \_ G-Me90PI \_ 49  
 67.50% \_ 0.08 \_ RISE \_ 1 days \_ AFTER \_ G-Ve90PI \_ 40  
 78.12% \_ 0.10 \_ RISE \_ 1 days \_ AFTER \_ G-Su60Ne \_ 32  
 69.23% \_ 0.15 \_ RISE \_ 3 days \_ AFTER \_ G-Me90Ju \_ 52  
 70.59% \_ 0.11 \_ RISE \_ 3 days \_ AFTER \_ G-Me150Ne \_ 51  
 70.91% \_ 0.31 \_ RISE \_ 3 days \_ AFTER \_ G-Me90PI \_ 55  
 75.68% \_ 0.30 \_ RISE \_ 3 days \_ AFTER \_ H-Ve0Sa \_ 37  
 71.43% \_ 0.09 \_ RISE \_ 3 days \_ AFTER \_ H-Ve0Ne \_ 35  
 71.05% \_ -0.06 \_ FALL \_ 1 days \_ AFTER \_ G-Ve60Ne \_ 38  
 70.97% \_ -0.07 \_ FALL \_ 1 days \_ AFTER \_ H-Ve150Ur \_ 62  
 71.43% \_ -0.15 \_ FALL \_ 3 days \_ AFTER \_ G-Me60Ur \_ 56

(DGN) Data General start Jan-7-1972

67.50% \_ 0.45 \_ RISE \_ 1 days \_ BEFORE \_ G-Me90Ma \_ 40  
 68.00% \_ -0.43 \_ FALL \_ 1 days \_ BEFORE \_ G-Mo90Ma \_ 75  
 70.27% \_ -0.56 \_ FALL \_ 1 days \_ BEFORE \_ G-Mo180Ur \_ 37  
 69.49% \_ -0.46 \_ FALL \_ 1 days \_ BEFORE \_ G-Me120Sa \_ 59  
 68.75% \_ -0.41 \_ FALL \_ 1 days \_ BEFORE \_ G-Me90Ur \_ 64  
 75.00% \_ -0.57 \_ FALL \_ 1 days \_ BEFORE \_ G-Ve60Ma \_ 28  
 71.74% \_ -0.39 \_ FALL \_ 1 days \_ BEFORE \_ G-Ve150Ju \_ 46  
 71.05% \_ -0.54 \_ FALL \_ 1 days \_ BEFORE \_ H-Ea120Ju \_ 38  
 69.23% \_ -0.85 \_ FALL \_ 3 days \_ BEFORE \_ G-Su150PI \_ 52  
 69.23% \_ -0.81 \_ FALL \_ 3 days \_ BEFORE \_ H-Ea30Ur \_ 52  
 69.23% \_ -0.76 \_ FALL \_ 3 days \_ BEFORE \_ H-Ea30PI \_ 52  
 72.73% \_ 0.53 \_ RISE \_ 1 days \_ AFTER \_ G-Mo0Me \_ 33  
 75.68% \_ 0.62 \_ RISE \_ 1 days \_ AFTER \_ G-Mo0Ne \_ 37  
 67.09% \_ 0.51 \_ RISE \_ 1 days \_ AFTER \_ H-Ve90Sa \_ 79  
 69.64% \_ 0.88 \_ RISE \_ 3 days \_ AFTER \_ G-Me120Ju \_ 56  
 73.33% \_ -0.49 \_ FALL \_ 1 days \_ AFTER \_ G-Ma120Ur \_ 30  
 71.43% \_ -0.43 \_ FALL \_ 1 days \_ AFTER \_ H-Ve120Ma \_ 49  
 78.72% \_ -0.48 \_ FALL \_ 1 days \_ AFTER \_ H-Ea30Ne \_ 47  
 74.07% \_ -1.15 \_ FALL \_ 3 days \_ AFTER \_ G-Ve0Ne \_ 27  
 70.00% \_ -0.97 \_ FALL \_ 3 days \_ AFTER \_ G-Ma30Ur \_ 30

68.97% -0.57 FALL 3 days AFTER G-Ma60PI 29  
 74.19% -0.68 FALL 3 days AFTER H-Ve90Ea 31  
 73.08% -1.03 FALL 3 days AFTER H-Ve60Ma 52  
 71.43% -0.84 FALL 3 days AFTER H-Ve0Ur 42  
 69.39% -0.77 FALL 3 days AFTER H-Ea30Ne 49

(DH) Dayton Hudson start Sept-8-1969

68.52% 0.21 RISE 3 days BEFORE G-Su120Ur 54  
 69.23% 0.17 RISE 3 days BEFORE H-Ea90Ju 52  
 75.00% -0.08 FALL 1 days BEFORE G-Ve180Ne 28  
 67.86% -0.08 FALL 1 days BEFORE G-Su90Ur 56  
 67.31% -0.11 FALL 1 days BEFORE G-Su150PI 52  
 72.41% -0.29 FALL 1 days BEFORE G-Ma150Ju 29  
 71.43% -0.07 FALL 1 days BEFORE H-Ma90Ur 28  
 74.19% -0.26 FALL 3 days BEFORE G-Ma60PI 31  
 68.42% 0.52 RISE 1 days AFTER G-Mo0Me 38  
 68.57% 0.64 RISE 1 days AFTER G-Mo180Su 36  
 68.42% 1.26 RISE 1 days AFTER G-Mo60Ma 77  
 70.00% 0.18 RISE 1 days AFTER G-Ve120Ma 30  
 72.41% 0.20 RISE 1 days AFTER G-Ma90Ju 29  
 67.50% 0.23 RISE 1 days AFTER H-Ve180Ur 40  
 68.83% 0.16 RISE 1 days AFTER H-Ve120PI 77  
 74.19% 0.42 RISE 3 days AFTER G-Me180Sa 31  
 70.00% 0.29 RISE 3 days AFTER G-Ve0Ur 30  
 68.52% 0.24 RISE 3 days AFTER G-Su90Ur 54  
 68.97% 0.21 RISE 3 days AFTER G-Ma90Ju 29  
 68.52% 0.28 RISE 3 days AFTER H-Ea90Ur 54  
 74.07% 0.28 RISE 3 days AFTER H-Ma30Ne 27  
 69.23% -0.12 FALL 1 days AFTER H-Ve0PI 39  
 74.55% -0.19 FALL 3 days AFTER G-Su150Ne 55  
 69.39% -0.12 FALL 3 days AFTER H-Ea150Ju 50  
 68.42% -0.19 FALL 3 days AFTER H-Ea30Ne 57  
 85.19% -0.20 FALL 3 days AFTER H-Ma150Ne 27

(DHR) Danaher start Jan-2-1974

68.29% 0.08 RISE 1 days BEFORE G-Me90Ju 41  
 67.65% 0.07 RISE 1 days BEFORE G-Su120PI 34  
 69.05% 0.24 RISE 3 days BEFORE G-Ve150Ne 42  
 72.97% 0.15 RISE 3 days BEFORE G-Su60Ju 37  
 69.77% 0.35 RISE 3 days BEFORE G-Su120Sa 43  
 68.57% 0.25 RISE 3 days BEFORE H-Ve0Ne 35  
 67.39% -0.14 FALL 1 days BEFORE G-Me120Sa 46  
 68.57% -0.10 FALL 1 days BEFORE G-Ve90Sa 35

70.97% -0.09 FALL 1 days BEFORE H-Ve30Ju 62  
 68.97% -0.23 FALL 3 days BEFORE G-Me0PI 29  
 69.33% 0.44 RISE 1 days AFTER G-Mo30Ma 75  
 71.11% 0.13 RISE 1 days AFTER G-Me60Ju 45  
 68.57% 0.15 RISE 1 days AFTER G-Ve90Sa 35  
 67.74% 0.10 RISE 1 days AFTER H-Ve90Ur 62  
 67.65% 0.09 RISE 1 days AFTER H-Ea120Sa 34  
 74.29% 0.08 RISE 1 days AFTER H-Ea30PI 35  
 69.70% 0.20 RISE 1 days AFTER H-Ea150PI 33  
 79.07% 0.18 RISE 3 days AFTER G-Ve90Ju 43  
 72.31% 0.28 RISE 3 days AFTER H-Ve90Ne 65  
 70.00% 0.22 RISE 3 days AFTER H-Ea120Sa 40  
 70.97% -0.38 FALL 1 days AFTER G-Mo180Me 31  
 75.00% -0.14 FALL 1 days AFTER G-Me30Ma 48  
 73.17% -0.08 FALL 1 days AFTER G-Me90Ju 41  
 71.43% -0.08 FALL 1 days AFTER G-Ve90Ma 28  
 67.65% -0.11 FALL 1 days AFTER G-Su120PI 34  
 69.64% -0.09 FALL 1 days AFTER H-Me180Ea 56  
 67.65% -0.18 FALL 1 days AFTER H-Ve30Ma 34  
 71.43% -0.06 FALL 1 days AFTER H-Ve0Sa 28  
 72.41% -0.06 FALL 1 days AFTER H-Ea150Ju 29  
 70.45% -0.14 FALL 3 days AFTER G-Me90Ju 44  
 69.77% -0.11 FALL 3 days AFTER G-Ve120Ur 43  
 68.42% -0.10 FALL 3 days AFTER G-Su150Ne 38  
 77.05% -0.17 FALL 3 days AFTER H-Ve60Ne 61

(DIS) Walt Disney start Jan-3-1968

70.97% 0.12 RISE 1 days BEFORE H-Ve180Ma 31  
 70.97% 0.05 RISE 1 days BEFORE H-Ea0Ur 31  
 77.42% 0.06 RISE 1 days BEFORE H-Ma60Ne 31  
 73.53% 0.17 RISE 3 days BEFORE G-Ve0Ju 34  
 74.19% 0.11 RISE 3 days BEFORE H-Ve0Ma 31  
 69.49% 0.10 RISE 3 days BEFORE H-Ea60PI 59  
 78.12% 0.13 RISE 3 days BEFORE H-Ma60PI 32  
 77.42% 0.08 RISE 3 days BEFORE H-Ma90PI 31  
 71.43% -0.05 FALL 1 days BEFORE G-Me150Ma 28  
 70.97% -0.05 FALL 1 days BEFORE G-Ma60Ne 31  
 67.74% -0.06 FALL 1 days BEFORE H-Ma150Sa 31  
 72.41% -0.04 FALL 1 days BEFORE H-Ma90Ur 29  
 71.43% -0.11 FALL 3 days BEFORE G-Ve150Ma 28  
 68.97% -0.17 FALL 3 days BEFORE H-Ma90Ur 29  
 78.38% 0.37 RISE 1 days AFTER G-Mo0Su 37

67.50% \_ 0.36 \_ RISE \_ 1 days \_ AFTER \_ G-Mo0Ur \_ 40  
 68.09% \_ 0.11 \_ RISE \_ 1 days \_ AFTER \_ G-Me0Ma \_ 47  
 71.88% \_ 0.16 \_ RISE \_ 1 days \_ AFTER \_ G-Ma30Ne \_ 32  
 68.97% \_ 0.03 \_ RISE \_ 1 days \_ AFTER \_ H-Ea120Ma \_ 29  
 73.91% \_ 0.23 \_ RISE \_ 3 days \_ AFTER \_ G-Me0Ma \_ 46  
 82.35% \_ 0.13 \_ RISE \_ 3 days \_ AFTER \_ G-Me180Sa \_ 34  
 69.64% \_ 0.19 \_ RISE \_ 3 days \_ AFTER \_ G-Su90Ur \_ 56  
 68.85% \_ 0.20 \_ RISE \_ 3 days \_ AFTER \_ G-Su30PI \_ 61  
 68.75% \_ 0.27 \_ RISE \_ 3 days \_ AFTER \_ G-Ma30Ne \_ 32  
 73.33% \_ 0.14 \_ RISE \_ 3 days \_ AFTER \_ H-Ea0Sa \_ 30  
 70.00% \_ 0.10 \_ RISE \_ 3 days \_ AFTER \_ H-Ea180Ne \_ 30  
 78.12% \_ 0.13 \_ RISE \_ 3 days \_ AFTER \_ H-Ma30Ur \_ 32  
 83.87% \_ 0.36 \_ RISE \_ 10 days \_ AFTER \_ H-Ea180Ne \_ 31  
 68.89% \_ -0.11 \_ FALL \_ 1 days \_ AFTER \_ H-Ve0Ur \_ 45  
 75.86% \_ -0.08 \_ FALL \_ 1 days \_ AFTER \_ H-Ma90Ur \_ 29  
 78.12% \_ -0.22 \_ FALL \_ 3 days \_ AFTER \_ H-Ve180Ma \_ 32  
 68.97% \_ -0.09 \_ FALL \_ 3 days \_ AFTER \_ H-Ea0Ju \_ 29  
 74.19% \_ -0.12 \_ FALL \_ 3 days \_ AFTER \_ H-Ma60Ne \_ 31

(DJ) Dow Jones & Co. start Jan-14-1972

68.29% \_ 0.53 \_ RISE \_ 1 days \_ BEFORE \_ G-Mo180Ur \_ 41  
 70.45% \_ 0.47 \_ RISE \_ 1 days \_ BEFORE \_ G-Ve90Sa \_ 44  
 69.39% \_ 0.64 \_ RISE \_ 3 days \_ BEFORE \_ G-Ve90Sa \_ 49  
 69.05% \_ -0.41 \_ FALL \_ 1 days \_ BEFORE \_ G-Mo0Ne \_ 42  
 67.27% \_ -0.45 \_ FALL \_ 1 days \_ BEFORE \_ G-Me90Ur \_ 55  
 69.64% \_ -0.28 \_ FALL \_ 1 days \_ BEFORE \_ G-Me90Ne \_ 56  
 69.44% \_ -0.33 \_ FALL \_ 1 days \_ BEFORE \_ H-Ve0Ur \_ 36  
 70.73% \_ -0.27 \_ FALL \_ 1 days \_ BEFORE \_ H-Ea90Ju \_ 41  
 72.55% \_ -0.48 \_ FALL \_ 3 days \_ BEFORE \_ G-Ve60Ur \_ 51  
 72.09% \_ -0.45 \_ FALL \_ 3 days \_ BEFORE \_ H-Ve0Ur \_ 43  
 77.78% \_ 0.32 \_ RISE \_ 1 days \_ AFTER \_ G-Me60PI \_ 54  
 70.00% \_ 0.30 \_ RISE \_ 1 days \_ AFTER \_ G-Ve90PI \_ 50  
 76.92% \_ 0.52 \_ RISE \_ 1 days \_ AFTER \_ H-Ve150Ea \_ 26  
 69.23% \_ 0.39 \_ RISE \_ 1 days \_ AFTER \_ H-Ea120PI \_ 39  
 70.00% \_ 0.50 \_ RISE \_ 3 days \_ AFTER \_ G-Me120Ma \_ 30  
 76.92% \_ 0.56 \_ RISE \_ 3 days \_ AFTER \_ H-Ma120PI \_ 26  
 67.44% \_ -0.51 \_ FALL \_ 1 days \_ AFTER \_ G-Su30Sa \_ 43  
 68.89% \_ -0.31 \_ FALL \_ 1 days \_ AFTER \_ G-Su120PI \_ 45  
 70.00% \_ -0.41 \_ FALL \_ 3 days \_ AFTER \_ G-Me90Ma \_ 40  
 69.12% \_ -0.50 \_ FALL \_ 3 days \_ AFTER \_ G-Me30Ju \_ 68  
 74.07% \_ -0.61 \_ FALL \_ 3 days \_ AFTER \_ H-Ve90Ea \_ 27

(DLTR) Dollar Tree Stores start March-8-1995

68.97% \_ 0.89 \_ RISE \_ 1 days \_ BEFORE \_ H-Me90Ju \_ 29  
 68.97% \_ 1.03 \_ RISE \_ 1 days \_ BEFORE \_ H-Me150Ne \_ 29  
 70.97% \_ 1.22 \_ RISE \_ 3 days \_ BEFORE \_ H-Me90Ju \_ 31  
 68.75% \_ 1.21 \_ RISE \_ 3 days \_ BEFORE \_ H-Me150Ur \_ 32  
 68.75% \_ 1.05 \_ RISE \_ 3 days \_ BEFORE \_ H-Me150Ne \_ 32  
 77.78% \_ -0.74 \_ FALL \_ 1 days \_ BEFORE \_ G-Mo180Ne \_ 36  
 78.12% \_ 0.76 \_ RISE \_ 1 days \_ AFTER \_ H-Me90Ur \_ 32  
 71.43% \_ 0.65 \_ RISE \_ 1 days \_ AFTER \_ H-Me150PI \_ 28  
 71.43% \_ 0.96 \_ RISE \_ 3 days \_ AFTER \_ H-Me120Ma \_ 28  
 72.41% \_ 1.18 \_ RISE \_ 3 days \_ AFTER \_ H-Me150Ma \_ 29  
 71.88% \_ 1.29 \_ RISE \_ 3 days \_ AFTER \_ H-Me120Sa \_ 32  
 74.19% \_ 1.56 \_ RISE \_ 3 days \_ AFTER \_ H-Me90Ur \_ 32  
 71.88% \_ 1.22 \_ RISE \_ 3 days \_ AFTER \_ H-Me150PI \_ 32  
 80.77% \_ 1.64 \_ RISE \_ 10 days \_ AFTER \_ H-Me60Ma \_ 26  
 80.65% \_ 2.98 \_ RISE \_ 10 days \_ AFTER \_ H-Me90Ur \_ 32  
 80.00% \_ 2.36 \_ RISE \_ 10 days \_ AFTER \_ H-Me90Ne \_ 31

(DLX) Deluxe start Jan-3-1968

69.70% \_ 0.36 \_ RISE \_ 1 days \_ BEFORE \_ G-Me180Sa \_ 33  
 72.41% \_ 0.41 \_ RISE \_ 1 days \_ BEFORE \_ G-Ma90Ju \_ 29  
 67.74% \_ 0.37 \_ RISE \_ 1 days \_ BEFORE \_ H-Ma60PI \_ 31  
 70.21% \_ 0.83 \_ RISE \_ 3 days \_ BEFORE \_ H-Ve0Ju \_ 47  
 67.50% \_ -0.66 \_ FALL \_ 1 days \_ BEFORE \_ G-Mo0Ju \_ 40  
 72.34% \_ -0.23 \_ FALL \_ 1 days \_ BEFORE \_ G-Me0Ma \_ 47  
 72.73% \_ -0.29 \_ FALL \_ 1 days \_ BEFORE \_ G-Ma60PI \_ 33  
 68.89% \_ -0.29 \_ FALL \_ 1 days \_ BEFORE \_ H-Ve0Ur \_ 45  
 70.00% \_ -0.25 \_ FALL \_ 1 days \_ BEFORE \_ H-Ma90Ur \_ 30  
 69.70% \_ -1.01 \_ FALL \_ 3 days \_ BEFORE \_ G-Ma60PI \_ 33  
 71.43% \_ -0.70 \_ FALL \_ 3 days \_ BEFORE \_ H-Ea150Ma \_ 28  
 70.00% \_ -0.86 \_ FALL \_ 3 days \_ BEFORE \_ H-Ma90Ur \_ 30  
 69.70% \_ 0.65 \_ RISE \_ 1 days \_ AFTER \_ G-Me180Sa \_ 33  
 70.00% \_ 0.25 \_ RISE \_ 1 days \_ AFTER \_ G-Ve180PI \_ 30  
 78.57% \_ 0.28 \_ RISE \_ 1 days \_ AFTER \_ G-Ma30Ne \_ 28  
 71.74% \_ 0.69 \_ RISE \_ 3 days \_ AFTER \_ G-Me0Ma \_ 46  
 71.43% \_ 0.87 \_ RISE \_ 3 days \_ AFTER \_ G-Me180Sa \_ 35  
 76.92% \_ 0.43 \_ RISE \_ 3 days \_ AFTER \_ H-Ea30Ma \_ 27  
 72.97% \_ -0.61 \_ FALL \_ 1 days \_ AFTER \_ G-Mo180Me \_ 37  
 72.88% \_ -0.31 \_ FALL \_ 1 days \_ AFTER \_ G-Ve60PI \_ 59  
 80.00% \_ -0.29 \_ FALL \_ 1 days \_ AFTER \_ G-Su120Ma \_ 25  
 74.07% \_ -0.29 \_ FALL \_ 1 days \_ AFTER \_ G-Ma30Ju \_ 27  
 72.73% \_ -0.24 \_ FALL \_ 1 days \_ AFTER \_ H-Ve30Ea \_ 33  
 68.75% \_ -0.35 \_ FALL \_ 1 days \_ AFTER \_ H-Ve60Ea \_ 32

68.75% -0.41 FALL 1 days AFTER H-Ve180Ne 48  
 81.48% -0.45 FALL 1 days AFTER H-Ea0Ju 27  
 68.42% -0.28 FALL 1 days AFTER H-Ea150Ne 57  
 75.00% -0.27 FALL 1 days AFTER H-Ma90Sa 28  
 76.67% -0.35 FALL 1 days AFTER H-Ma150Ne 30  
 71.43% -0.23 FALL 1 days AFTER H-Ma150PI 28  
 81.25% -0.77 FALL 3 days AFTER H-Ma150Ne 32

(DNB) Dun & Bradstreet start Jan-5-1968

67.61% 0.43 RISE 1 days BEFORE G-Mo90Me 71  
 75.00% 0.48 RISE 1 days BEFORE H-Ve0Ma 28  
 69.05% 0.35 RISE 1 days BEFORE H-Ve180Ne 42  
 68.52% 0.64 RISE 3 days BEFORE G-Su60Ne 54  
 75.00% 0.79 RISE 3 days BEFORE H-Ma60Ne 28  
 68.42% -0.42 FALL 1 days BEFORE G-Mo180Sa 38  
 74.19% -0.31 FALL 1 days BEFORE G-Me180Ju 31  
 68.75% -0.33 FALL 1 days BEFORE G-Ma30Sa 32  
 69.23% -0.41 FALL 3 days BEFORE H-Ea90Ju 52  
 70.27% 0.43 RISE 1 days AFTER G-Mo0Su 37  
 78.57% 0.37 RISE 1 days AFTER G-Me180Sa 28  
 67.27% 0.39 RISE 1 days AFTER G-Ve90PI 55  
 69.39% 0.42 RISE 1 days AFTER G-Su90Ne 49  
 72.55% 0.42 RISE 1 days AFTER G-Su30PI 51  
 71.43% 0.34 RISE 1 days AFTER G-Ma90PI 28  
 67.47% 0.40 RISE 1 days AFTER H-Ve90Ur 83  
 75.00% 0.31 RISE 1 days AFTER H-Ma60PI 28  
 73.33% 0.77 RISE 3 days AFTER G-Me180Sa 30  
 76.67% 0.50 RISE 3 days AFTER G-Me180Ne 30  
 70.00% 0.60 RISE 3 days AFTER G-Me180PI 30  
 68.97% 0.79 RISE 3 days AFTER G-Ve0Ma 29  
 68.97% 0.45 RISE 3 days AFTER G-Ve180Sa 29  
 72.41% 0.42 RISE 3 days AFTER G-Ma30Ju 29  
 68.97% 0.51 RISE 3 days AFTER G-Ma60PI 29  
 68.75% 0.47 RISE 3 days AFTER H-Ve60Ea 32  
 73.53% 0.63 RISE 3 days AFTER H-Ve150Ea 34  
 68.97% 0.68 RISE 3 days AFTER H-Ea120Ma 29  
 68.97% 0.48 RISE 3 days AFTER H-Ma120Ur 29  
 69.12% -0.29 FALL 1 days AFTER G-Me60Sa 68  
 75.00% -0.24 FALL 1 days AFTER G-Ma120Ur 32  
 69.70% -0.48 FALL 3 days AFTER G-Ma120Ur 33  
 68.75% -2.23 FALL 3 days AFTER G-Ma150Ur 32

(DNY) Donnelley (RR) & Sons Co. start Jan-3-1968

67.74% 0.21 RISE 1 days BEFORE G-Ve180PI 31  
 67.74% 0.22 RISE 1 days BEFORE H-Ma90PI 31  
 72.41% 0.34 RISE 3 days BEFORE G-Ma30Ne 29  
 71.11% 0.21 RISE 3 days BEFORE H-Ve0Ju 45  
 70.97% 0.28 RISE 3 days BEFORE H-Ma150Ne 31  
 68.33% -0.15 FALL 1 days BEFORE G-Me150Ur 60  
 73.08% -0.18 FALL 1 days BEFORE G-Ve150Ju 52  
 68.97% -0.26 FALL 1 days BEFORE H-Ma30Ne 29  
 67.50% 0.42 RISE 1 days AFTER G-Mo180PI 40  
 76.92% 0.21 RISE 1 days AFTER G-Me0Sa 39  
 73.33% 0.23 RISE 1 days AFTER G-Me180PI 30  
 79.41% 0.20 RISE 1 days AFTER G-Ve120Ma 34  
 67.74% 0.20 RISE 1 days AFTER G-Ve30Ur 62  
 76.92% 0.12 RISE 1 days AFTER G-Ma120Sa 26  
 71.88% 0.18 RISE 1 days AFTER G-Ma150Sa 32  
 68.00% 0.16 RISE 1 days AFTER H-Ea90Ur 50  
 72.41% 0.14 RISE 1 days AFTER H-Ma30Ne 29  
 68.57% 0.41 RISE 3 days AFTER G-Me180Sa 35  
 78.12% 0.39 RISE 3 days AFTER G-Me180PI 32  
 75.00% 0.29 RISE 3 days AFTER G-Ve120Ma 36  
 72.41% 0.37 RISE 3 days AFTER G-Ma30Ne 29  
 80.00% 0.65 RISE 10 days AFTER H-Ma30Ju 25  
 71.05% -0.48 FALL 1 days AFTER G-Mo0PI 38  
 69.23% -0.16 FALL 1 days AFTER G-Ve120Ne 52  
 67.74% -0.22 FALL 1 days AFTER G-Ma120Ur 31  
 76.92% -0.17 FALL 1 days AFTER H-Ea30Ma 26  
 68.09% -0.12 FALL 1 days AFTER H-Ea150Ju 47  
 72.41% -0.15 FALL 1 days AFTER H-Ma60PI 29  
 71.88% -0.22 FALL 3 days AFTER G-Ma150PI 32

(DOV) Dover start Jan-3-1968

67.65% 0.30 RISE 1 days BEFORE G-Mo180Su 34  
 76.67% 0.18 RISE 3 days BEFORE G-Su30Ur 60  
 68.57% 0.18 RISE 3 days BEFORE G-Ma60Ju 35  
 68.09% 0.15 RISE 3 days BEFORE H-Ve0Ju 47  
 74.07% 0.12 RISE 3 days BEFORE H-Ea180Ur 27  
 67.57% -0.10 FALL 1 days BEFORE G-Me0Ne 37  
 68.97% -0.07 FALL 1 days BEFORE G-Ve60Ur 58  
 72.22% -0.06 FALL 1 days BEFORE G-Ma150Sa 36  
 80.00% -0.06 FALL 1 days BEFORE H-Ma30Ju 25  
 71.05% 0.40 RISE 1 days AFTER G-Mo0Me 38  
 75.00% 0.49 RISE 1 days AFTER G-Mo180Ve 36

71.88% \_ 0.07 \_ RISE \_ 1 days \_ AFTER \_ G-Ve0Ju \_ 32  
 76.92% \_ 0.13 \_ RISE \_ 1 days \_ AFTER \_ G-Ma120Sa \_ 26  
 67.65% \_ 0.10 \_ RISE \_ 1 days \_ AFTER \_ H-Ve150Ea \_ 34  
 75.00% \_ 0.14 \_ RISE \_ 1 days \_ AFTER \_ H-Ea180Ur \_ 28  
 68.97% \_ 0.29 \_ RISE \_ 3 days \_ AFTER \_ G-Ve180Ju \_ 29  
 73.33% \_ 0.14 \_ RISE \_ 3 days \_ AFTER \_ G-Ve0Ur \_ 30  
 68.97% \_ 0.12 \_ RISE \_ 3 days \_ AFTER \_ G-Ve150Pl \_ 58  
 68.33% \_ 0.15 \_ RISE \_ 3 days \_ AFTER \_ G-Su30Ne \_ 60  
 70.27% \_ 0.22 \_ RISE \_ 3 days \_ AFTER \_ H-Ve150Ea \_ 37  
 70.00% \_ 0.19 \_ RISE \_ 3 days \_ AFTER \_ H-Ma120Ur \_ 30  
 68.75% \_ 0.12 \_ RISE \_ 3 days \_ AFTER \_ H-Ma60Ne \_ 32  
 76.47% \_ -0.31 \_ FALL \_ 1 days \_ AFTER \_ G-Mo180Me \_ 34  
 67.24% \_ -0.06 \_ FALL \_ 1 days \_ AFTER \_ G-Ve60Ur \_ 58  
 68.75% \_ -0.09 \_ FALL \_ 1 days \_ AFTER \_ H-Ve30Ea \_ 32  
 71.43% \_ -0.06 \_ FALL \_ 1 days \_ AFTER \_ H-Ve0Ma \_ 28  
 68.29% \_ -0.07 \_ FALL \_ 1 days \_ AFTER \_ H-Ve180Ju \_ 41  
 68.75% \_ -0.07 \_ FALL \_ 1 days \_ AFTER \_ H-Ea150Sa \_ 48  
 73.33% \_ -0.16 \_ FALL \_ 3 days \_ AFTER \_ H-Ma90Pl \_ 30

(DOW) Dow Chemical Co. start Jan-3-1968

67.65% \_ 0.42 \_ RISE \_ 1 days \_ BEFORE \_ G-Ma150Pl \_ 34  
 71.43% \_ 0.55 \_ RISE \_ 3 days \_ BEFORE \_ G-Me180Pl \_ 35  
 71.43% \_ 0.89 \_ RISE \_ 3 days \_ BEFORE \_ H-Ea0Ju \_ 28  
 70.00% \_ -0.88 \_ FALL \_ 1 days \_ BEFORE \_ G-Mo0Ne \_ 40  
 70.00% \_ -0.32 \_ FALL \_ 1 days \_ BEFORE \_ G-Ma60Ne \_ 30  
 68.57% \_ -0.39 \_ FALL \_ 1 days \_ BEFORE \_ H-Ve60Ea \_ 35  
 69.66% \_ -0.43 \_ FALL \_ 1 days \_ BEFORE \_ H-Ve150Ur \_ 89  
 70.00% \_ -0.84 \_ FALL \_ 3 days \_ BEFORE \_ H-Ea180Ne \_ 30  
 67.74% \_ 0.45 \_ RISE \_ 1 days \_ AFTER \_ G-Me180Ju \_ 31  
 67.14% \_ 0.38 \_ RISE \_ 1 days \_ AFTER \_ G-Me150Ne \_ 70  
 77.14% \_ 0.48 \_ RISE \_ 1 days \_ AFTER \_ G-Ve120Ma \_ 35  
 75.00% \_ 0.40 \_ RISE \_ 1 days \_ AFTER \_ G-Ma90Pl \_ 32  
 73.53% \_ 0.74 \_ RISE \_ 3 days \_ AFTER \_ G-Me180Sa \_ 34  
 68.75% \_ 0.58 \_ RISE \_ 3 days \_ AFTER \_ G-Ve180Ur \_ 32  
 81.48% \_ 1.44 \_ RISE \_ 10 days \_ AFTER \_ H-Ma30Ju \_ 27  
 68.97% \_ -0.52 \_ FALL \_ 1 days \_ AFTER \_ G-Su30Ma \_ 29  
 76.92% \_ -0.58 \_ FALL \_ 1 days \_ AFTER \_ G-Su90Ma \_ 26  
 73.53% \_ -0.39 \_ FALL \_ 1 days \_ AFTER \_ H-Ve30Ea \_ 34  
 76.92% \_ -0.86 \_ FALL \_ 3 days \_ AFTER \_ G-Su150Ma \_ 26  
 71.43% \_ -0.56 \_ FALL \_ 3 days \_ AFTER \_ H-Ea0Ju \_ 28  
 74.07% \_ -0.59 \_ FALL \_ 3 days \_ AFTER \_ H-Ma90Sa \_ 27  
 70.00% \_ -0.71 \_ FALL \_ 3 days \_ AFTER \_ H-Ma90Ur \_ 30

(DRI) Darden Restaurants start June-1-1995

70.69% \_ 0.22 \_ RISE \_ 1 days \_ AFTER \_ G-Mo120Su \_ 58  
 67.65% \_ 0.24 \_ RISE \_ 1 days \_ AFTER \_ G-Mo180Ma \_ 34  
 70.00% \_ 0.26 \_ RISE \_ 1 days \_ AFTER \_ G-Mo0Ju \_ 30

(DTE) DTE Energy start Jan-3-1968

82.14% \_ 0.31 \_ RISE \_ 3 days \_ BEFORE \_ H-Ma60Ne \_ 28  
 70.59% \_ -0.36 \_ FALL \_ 1 days \_ BEFORE \_ G-Mo0Ju \_ 34  
 77.78% \_ -0.26 \_ FALL \_ 1 days \_ BEFORE \_ H-Ve60Ea \_ 27  
 68.97% \_ 0.28 \_ RISE \_ 1 days \_ AFTER \_ G-Mo180Su \_ 30  
 67.74% \_ 0.31 \_ RISE \_ 1 days \_ AFTER \_ G-Mo60Ma \_ 63  
 86.21% \_ 0.28 \_ RISE \_ 1 days \_ AFTER \_ G-Me180Sa \_ 29  
 73.33% \_ 0.24 \_ RISE \_ 1 days \_ AFTER \_ G-Me0Ur \_ 30  
 69.70% \_ 0.20 \_ RISE \_ 1 days \_ AFTER \_ G-Me0Pl \_ 33  
 76.19% \_ 0.31 \_ RISE \_ 1 days \_ AFTER \_ G-Ve120Ju \_ 42  
 69.23% \_ 0.22 \_ RISE \_ 1 days \_ AFTER \_ G-Su90Ur \_ 39  
 71.74% \_ 0.26 \_ RISE \_ 1 days \_ AFTER \_ G-Su30Ne \_ 46  
 77.78% \_ 0.27 \_ RISE \_ 1 days \_ AFTER \_ G-Ma30Pl \_ 27  
 67.06% \_ 0.25 \_ RISE \_ 1 days \_ AFTER \_ H-Me180Ur \_ 85  
 69.77% \_ 0.22 \_ RISE \_ 1 days \_ AFTER \_ H-Ea30Pl \_ 43  
 79.49% \_ 0.22 \_ RISE \_ 1 days \_ AFTER \_ H-Ea150Pl \_ 39  
 77.78% \_ 0.41 \_ RISE \_ 3 days \_ AFTER \_ G-Me120Ma \_ 27  
 87.10% \_ 0.49 \_ RISE \_ 3 days \_ AFTER \_ G-Me180Sa \_ 31  
 69.44% \_ 0.25 \_ RISE \_ 3 days \_ AFTER \_ G-Me0Pl \_ 36  
 69.77% \_ 0.32 \_ RISE \_ 3 days \_ AFTER \_ G-Su30Ju \_ 43  
 71.43% \_ 0.29 \_ RISE \_ 3 days \_ AFTER \_ H-Ve0Ne \_ 42  
 71.05% \_ 0.27 \_ RISE \_ 3 days \_ AFTER \_ H-Ve0Pl \_ 38  
 80.00% \_ 0.44 \_ RISE \_ 3 days \_ AFTER \_ H-Ea120Ma \_ 25  
 73.81% \_ 0.38 \_ RISE \_ 3 days \_ AFTER \_ H-Ea30Ju \_ 42  
 80.77% \_ 0.84 \_ RISE \_ 10 days \_ AFTER \_ H-Ea120Ma \_ 26  
 68.29% \_ -0.25 \_ FALL \_ 1 days \_ AFTER \_ G-Ve60Ju \_ 41  
 67.44% \_ -0.24 \_ FALL \_ 1 days \_ AFTER \_ G-Su60Sa \_ 43  
 74.07% \_ -0.27 \_ FALL \_ 1 days \_ AFTER \_ H-Ve60Ea \_ 27  
 78.57% \_ -0.30 \_ FALL \_ 1 days \_ AFTER \_ H-Ea120Ur \_ 42  
 68.75% \_ -0.39 \_ FALL \_ 3 days \_ AFTER \_ G-Me0Ne \_ 32  
 70.00% \_ -0.35 \_ FALL \_ 3 days \_ AFTER \_ H-Ve120Ma \_ 50

(DUK) Duke Energy start Jan-3-1968

70.59% \_ 0.21 \_ RISE \_ 1 days \_ BEFORE \_ G-Me0Ne \_ 34  
 71.43% \_ 0.29 \_ RISE \_ 1 days \_ BEFORE \_ G-Ma30Pl \_ 28  
 71.43% \_ 0.27 \_ RISE \_ 3 days \_ BEFORE \_ G-Su120Ma \_ 28  
 68.49% \_ -0.48 \_ FALL \_ 1 days \_ BEFORE \_ G-Mo150Me \_ 73  
 70.00% \_ -0.21 \_ FALL \_ 1 days \_ BEFORE \_ G-Ma120Ju \_ 30

69.86% \_ 0.48 \_ RISE \_ 1 days \_ AFTER \_ G-Mo150Me \_ 73  
 71.05% \_ 0.34 \_ RISE \_ 1 days \_ AFTER \_ G-Mo0Ur \_ 38  
 67.69% \_ 0.29 \_ RISE \_ 1 days \_ AFTER \_ G-Me0Ve \_ 65  
 78.57% \_ 0.20 \_ RISE \_ 1 days \_ AFTER \_ G-Me120Ma \_ 28  
 70.00% \_ 0.20 \_ RISE \_ 1 days \_ AFTER \_ G-Me0Ju \_ 30  
 69.64% \_ 0.23 \_ RISE \_ 1 days \_ AFTER \_ G-Me150Ur \_ 56  
 84.85% \_ 0.22 \_ RISE \_ 1 days \_ AFTER \_ G-Ve90Ma \_ 33  
 77.42% \_ 0.18 \_ RISE \_ 1 days \_ AFTER \_ G-Ve120Ma \_ 31  
 67.35% \_ 0.20 \_ RISE \_ 1 days \_ AFTER \_ G-Ve30Ur \_ 49  
 69.23% \_ 0.21 \_ RISE \_ 1 days \_ AFTER \_ G-Ve150Ur \_ 52  
 75.51% \_ 0.18 \_ RISE \_ 1 days \_ AFTER \_ G-Ve120PI \_ 49  
 75.56% \_ 0.23 \_ RISE \_ 1 days \_ AFTER \_ G-Su30PI \_ 45  
 68.75% \_ 0.22 \_ RISE \_ 1 days \_ AFTER \_ G-Su150PI \_ 48  
 70.97% \_ 0.12 \_ RISE \_ 1 days \_ AFTER \_ G-Ma30Ur \_ 31  
 68.97% \_ 0.23 \_ RISE \_ 1 days \_ AFTER \_ G-Ma60PI \_ 29  
 68.18% \_ 0.23 \_ RISE \_ 1 days \_ AFTER \_ H-Me180Ma \_ 88  
 72.22% \_ 0.22 \_ RISE \_ 1 days \_ AFTER \_ H-Ve180Ju \_ 36  
 72.09% \_ 0.16 \_ RISE \_ 1 days \_ AFTER \_ H-Ea90Ne \_ 43  
 69.23% \_ 0.35 \_ RISE \_ 3 days \_ AFTER \_ G-Me0Ma \_ 39  
 73.33% \_ 0.51 \_ RISE \_ 3 days \_ AFTER \_ G-Me180Sa \_ 30  
 81.08% \_ 0.34 \_ RISE \_ 3 days \_ AFTER \_ G-Ve90Ma \_ 37  
 75.00% \_ 0.33 \_ RISE \_ 3 days \_ AFTER \_ G-Ve120Ma \_ 28  
 70.18% \_ 0.28 \_ RISE \_ 3 days \_ AFTER \_ G-Ve150Ur \_ 57  
 68.52% \_ 0.46 \_ RISE \_ 3 days \_ AFTER \_ G-Su30PI \_ 54  
 71.88% \_ 0.34 \_ RISE \_ 3 days \_ AFTER \_ G-Ma150Sa \_ 32  
 68.52% \_ 0.40 \_ RISE \_ 3 days \_ AFTER \_ H-Ea90Ur \_ 54  
 74.55% \_ 0.34 \_ RISE \_ 3 days \_ AFTER \_ H-Ea150Ne \_ 55  
 76.60% \_ -0.33 \_ FALL \_ 3 days \_ AFTER \_ G-Me90Ma \_ 47  
 71.23% \_ -0.42 \_ FALL \_ 3 days \_ AFTER \_ G-Me30PI \_ 73  
 75.61% \_ -0.29 \_ FALL \_ 3 days \_ AFTER \_ H-Ve0Ur \_ 41  
 87.50% \_ -0.34 \_ FALL \_ 3 days \_ AFTER \_ H-Ea60Ma \_ 24

(EC) Engelhard start May-22-1981

69.23% \_ 0.15 \_ RISE \_ 1 days \_ BEFORE \_ G-Me120Ju \_ 39  
 67.57% \_ 0.22 \_ RISE \_ 1 days \_ BEFORE \_ G-Me90Ne \_ 37  
 71.88% \_ 0.17 \_ RISE \_ 1 days \_ BEFORE \_ G-Ve90PI \_ 32  
 67.57% \_ 0.16 \_ RISE \_ 1 days \_ BEFORE \_ H-Ve90Ma \_ 37  
 68.97% \_ 0.22 \_ RISE \_ 1 days \_ BEFORE \_ H-Ea30Ju \_ 29  
 86.21% \_ 0.77 \_ RISE \_ 10 days \_ BEFORE \_ H-Ve0Ne \_ 29  
 67.65% \_ -0.17 \_ FALL \_ 1 days \_ BEFORE \_ G-Ve30Ne \_ 34  
 68.57% \_ -0.20 \_ FALL \_ 1 days \_ BEFORE \_ G-Su30PI \_ 35  
 70.59% \_ -0.20 \_ FALL \_ 1 days \_ BEFORE \_ H-Ea30Ur \_ 34  
 72.41% \_ -0.24 \_ FALL \_ 3 days \_ BEFORE \_ H-Ve0PI \_ 29

70.97% \_ -0.30 \_ FALL \_ 3 days \_ BEFORE \_ H-Ea90Ne \_ 31  
 70.59% \_ 0.16 \_ RISE \_ 1 days \_ AFTER \_ G-Me90Ju \_ 34  
 69.70% \_ 0.12 \_ RISE \_ 1 days \_ AFTER \_ G-Ve120Ur \_ 33  
 74.07% \_ 0.12 \_ RISE \_ 1 days \_ AFTER \_ G-Su30Ju \_ 27  
 75.00% \_ 0.18 \_ RISE \_ 1 days \_ AFTER \_ H-Ve30Ma \_ 32  
 67.35% \_ 0.20 \_ RISE \_ 1 days \_ AFTER \_ H-Ve120Ju \_ 49  
 87.50% \_ 0.29 \_ RISE \_ 1 days \_ AFTER \_ H-Ve180Ur \_ 24  
 71.79% \_ 0.29 \_ RISE \_ 3 days \_ AFTER \_ G-Me60Ma \_ 39  
 68.42% \_ 0.34 \_ RISE \_ 3 days \_ AFTER \_ G-Me120Ju \_ 38  
 77.78% \_ 0.25 \_ RISE \_ 3 days \_ AFTER \_ G-Ve60Sa \_ 36  
 70.27% \_ 0.29 \_ RISE \_ 3 days \_ AFTER \_ G-Ve30Ne \_ 37  
 70.97% \_ 0.45 \_ RISE \_ 3 days \_ AFTER \_ G-Su150PI \_ 31  
 80.65% \_ 0.38 \_ RISE \_ 10 days \_ AFTER \_ G-Su60Ju \_ 31  
 67.74% \_ -0.27 \_ FALL \_ 1 days \_ AFTER \_ G-Ve90Ur \_ 31  
 70.97% \_ -0.20 \_ FALL \_ 1 days \_ AFTER \_ G-Su90PI \_ 31  
 68.29% \_ -0.19 \_ FALL \_ 1 days \_ AFTER \_ H-Me180Ve \_ 41  
 68.75% \_ -0.28 \_ FALL \_ 3 days \_ AFTER \_ G-Su30Ne \_ 32  
 71.43% \_ -0.25 \_ FALL \_ 3 days \_ AFTER \_ H-Me180Ve \_ 42  
 68.42% \_ -0.34 \_ FALL \_ 3 days \_ AFTER \_ H-Ve120Ma \_ 38  
 68.63% \_ -0.31 \_ FALL \_ 3 days \_ AFTER \_ H-Ve150Ur \_ 51

(ECL) Ecolab Inc start Jan-2-1974

70.00% \_ 0.17 \_ RISE \_ 3 days \_ BEFORE \_ G-Me0Ne \_ 30  
 69.77% \_ 0.19 \_ RISE \_ 3 days \_ BEFORE \_ G-Su30Sa \_ 43  
 68.09% \_ 0.21 \_ RISE \_ 3 days \_ BEFORE \_ G-Su120Ur \_ 47  
 68.29% \_ -0.10 \_ FALL \_ 1 days \_ BEFORE \_ G-Su30Sa \_ 41  
 83.78% \_ 0.32 \_ RISE \_ 1 days \_ AFTER \_ G-Mo0Ju \_ 37  
 72.73% \_ 0.32 \_ RISE \_ 1 days \_ AFTER \_ G-Mo30Ur \_ 77  
 71.79% \_ 0.41 \_ RISE \_ 1 days \_ AFTER \_ G-Mo0Ur \_ 39  
 69.57% \_ 0.10 \_ RISE \_ 1 days \_ AFTER \_ G-Me90Ju \_ 46  
 69.70% \_ 0.25 \_ RISE \_ 3 days \_ AFTER \_ G-Ve90Ma \_ 33  
 80.77% \_ 0.16 \_ RISE \_ 3 days \_ AFTER \_ G-Ma60Ur \_ 26  
 68.33% \_ 0.16 \_ RISE \_ 3 days \_ AFTER \_ H-Me0Ve \_ 60  
 75.61% \_ 0.17 \_ RISE \_ 3 days \_ AFTER \_ H-Ea30PI \_ 41  
 72.73% \_ 0.17 \_ RISE \_ 3 days \_ AFTER \_ H-Ea60PI \_ 44  
 69.23% \_ -0.09 \_ FALL \_ 1 days \_ AFTER \_ G-Su150Ju \_ 39  
 67.50% \_ -0.08 \_ FALL \_ 1 days \_ AFTER \_ G-Su120PI \_ 40  
 75.00% \_ -0.10 \_ FALL \_ 1 days \_ AFTER \_ H-Ve150Ur \_ 64  
 69.23% \_ -0.06 \_ FALL \_ 1 days \_ AFTER \_ H-Ea60Ju \_ 39  
 77.78% \_ -0.16 \_ FALL \_ 3 days \_ AFTER \_ G-Ma150Ne \_ 27

(ED) Consolidated Edison start Jan-3-1968

74.19% \_ 0.20 \_ RISE \_ 1 days \_ BEFORE \_ G-Me0Sa \_ 31

68.75% \_ 0.25 \_ RISE \_ 3 days \_ BEFORE \_ G-Me180Ne \_ 32  
 72.41% \_ 0.24 \_ RISE \_ 3 days \_ BEFORE \_ G-Ma30Ju \_ 29  
 71.88% \_ 0.26 \_ RISE \_ 3 days \_ BEFORE \_ H-Ve180Ma \_ 32  
 70.21% \_ 0.25 \_ RISE \_ 3 days \_ BEFORE \_ H-Ea60Ju \_ 47  
 67.61% \_ 0.43 \_ RISE \_ 1 days \_ AFTER \_ G-Mo60Ve \_ 71  
 70.42% \_ 0.33 \_ RISE \_ 1 days \_ AFTER \_ G-Mo90Su \_ 71  
 69.70% \_ 0.45 \_ RISE \_ 1 days \_ AFTER \_ G-Mo180Ur \_ 34  
 68.42% \_ 0.33 \_ RISE \_ 1 days \_ AFTER \_ G-Mo180PI \_ 38  
 84.00% \_ 0.23 \_ RISE \_ 1 days \_ AFTER \_ G-Me180Sa \_ 25  
 95.65% \_ 0.14 \_ RISE \_ 1 days \_ AFTER \_ G-Ve0Ne \_ 23  
 68.18% \_ 0.12 \_ RISE \_ 1 days \_ AFTER \_ G-Su150Ne \_ 44  
 70.83% \_ 0.15 \_ RISE \_ 1 days \_ AFTER \_ G-Su30PI \_ 48  
 67.35% \_ 0.15 \_ RISE \_ 1 days \_ AFTER \_ G-Su150PI \_ 49  
 68.97% \_ 0.13 \_ RISE \_ 1 days \_ AFTER \_ G-Ma150PI \_ 29  
 77.14% \_ 0.12 \_ RISE \_ 1 days \_ AFTER \_ H-Ve0Sa \_ 35  
 68.29% \_ 0.18 \_ RISE \_ 1 days \_ AFTER \_ H-Ve180PI \_ 41  
 70.21% \_ 0.12 \_ RISE \_ 1 days \_ AFTER \_ H-Ea120Sa \_ 47  
 68.18% \_ 0.16 \_ RISE \_ 1 days \_ AFTER \_ H-Ea30Ne \_ 44  
 73.81% \_ 0.16 \_ RISE \_ 1 days \_ AFTER \_ H-Ea120Ne \_ 42  
 76.19% \_ 0.16 \_ RISE \_ 1 days \_ AFTER \_ H-Ea150Ne \_ 42  
 72.50% \_ 0.13 \_ RISE \_ 1 days \_ AFTER \_ H-Ea90PI \_ 41  
 69.57% \_ 0.17 \_ RISE \_ 1 days \_ AFTER \_ H-Ea150PI \_ 46  
 68.29% \_ 0.22 \_ RISE \_ 3 days \_ AFTER \_ G-Me0Ma \_ 41  
 68.97% \_ 0.28 \_ RISE \_ 3 days \_ AFTER \_ G-Me150Ju \_ 58  
 78.12% \_ 0.44 \_ RISE \_ 3 days \_ AFTER \_ G-Me180Sa \_ 32  
 68.25% \_ 0.21 \_ RISE \_ 3 days \_ AFTER \_ G-Me150Ne \_ 63  
 75.86% \_ 0.24 \_ RISE \_ 3 days \_ AFTER \_ G-Ve180Sa \_ 29  
 69.39% \_ 0.25 \_ RISE \_ 3 days \_ AFTER \_ G-Su60Sa \_ 49  
 72.00% \_ 0.27 \_ RISE \_ 3 days \_ AFTER \_ G-Su30PI \_ 50  
 72.73% \_ 0.29 \_ RISE \_ 3 days \_ AFTER \_ H-Ve90Ne \_ 88  
 70.00% \_ 0.22 \_ RISE \_ 3 days \_ AFTER \_ H-Ea150PI \_ 50  
 77.42% \_ -0.15 \_ FALL \_ 1 days \_ AFTER \_ G-Me0Sa \_ 31  
 71.74% \_ -0.11 \_ FALL \_ 1 days \_ AFTER \_ G-Ve150PI \_ 46  
 80.00% \_ -0.16 \_ FALL \_ 1 days \_ AFTER \_ H-Ma30Sa \_ 25  
 71.15% \_ -0.35 \_ FALL \_ 3 days \_ AFTER \_ G-Ve150Ju \_ 52

(EDS) Electronic Data Systems start Oct-22-1984

69.23% \_ 0.77 \_ RISE \_ 3 days \_ BEFORE \_ G-Me30Ju \_ 39  
 71.43% \_ 0.70 \_ RISE \_ 3 days \_ BEFORE \_ G-Ve30PI \_ 28  
 70.00% \_ 0.85 \_ RISE \_ 3 days \_ BEFORE \_ H-Ve30Ma \_ 30  
 72.73% \_ -1.10 \_ FALL \_ 1 days \_ BEFORE \_ G-Mo180Ve \_ 33  
 70.27% \_ 1.26 \_ RISE \_ 1 days \_ AFTER \_ G-Mo180Su \_ 38  
 80.00% \_ 0.41 \_ RISE \_ 1 days \_ AFTER \_ H-Ea150Ur \_ 25

82.14% \_ 1.12 \_ RISE \_ 10 days \_ AFTER \_ G-Ve150Sa \_ 28  
 84.62% \_ 1.44 \_ RISE \_ 10 days \_ AFTER \_ H-Ea120Sa \_ 27  
 75.76% \_ -0.44 \_ FALL \_ 1 days \_ AFTER \_ G-Me30PI \_ 33  
 77.78% \_ -0.39 \_ FALL \_ 1 days \_ AFTER \_ H-Ea120PI \_ 27  
 71.43% \_ -0.37 \_ FALL \_ 3 days \_ AFTER \_ H-Me180Ve \_ 35

(EFII) Electronics for Imaging start Oct-5-1992

68.57% \_ 0.83 \_ RISE \_ 1 days \_ BEFORE \_ H-Me150Ea \_ 35  
 68.42% \_ 1.29 \_ RISE \_ 1 days \_ AFTER \_ G-Mo180Ve \_ 38  
 67.50% \_ 1.04 \_ RISE \_ 1 days \_ AFTER \_ G-Mo0Ju \_ 40  
 67.57% \_ -3.18 \_ FALL \_ 1 days \_ AFTER \_ G-Mo180Ne \_ 37

(EFU) Eastern Enterprises start Jan-3-1968

74.36% \_ 0.39 \_ RISE \_ 1 days \_ BEFORE \_ G-Mo180PI \_ 39  
 71.19% \_ 0.38 \_ RISE \_ 1 days \_ BEFORE \_ G-Ve120PI \_ 59  
 70.00% \_ 0.42 \_ RISE \_ 1 days \_ BEFORE \_ H-Ve180Ma \_ 30  
 72.41% \_ 0.25 \_ RISE \_ 1 days \_ BEFORE \_ H-Ma150Ne \_ 29  
 70.00% \_ -0.37 \_ FALL \_ 1 days \_ BEFORE \_ G-Ve150Ju \_ 50  
 68.97% \_ -0.36 \_ FALL \_ 1 days \_ BEFORE \_ G-Ve0Sa \_ 29  
 71.43% \_ -0.38 \_ FALL \_ 1 days \_ BEFORE \_ G-Ve180Sa \_ 28  
 68.97% \_ -0.33 \_ FALL \_ 1 days \_ BEFORE \_ G-Su30Ma \_ 29  
 67.31% \_ -0.32 \_ FALL \_ 1 days \_ BEFORE \_ G-Su30Sa \_ 52  
 68.97% \_ -0.35 \_ FALL \_ 1 days \_ BEFORE \_ G-Ma150Ur \_ 29  
 75.86% \_ -0.36 \_ FALL \_ 1 days \_ BEFORE \_ H-Ve30Ea \_ 29  
 70.21% \_ -0.28 \_ FALL \_ 1 days \_ BEFORE \_ H-Ea30Ur \_ 47  
 70.00% \_ -0.47 \_ FALL \_ 1 days \_ BEFORE \_ H-Ma90Ur \_ 30  
 68.75% \_ -0.42 \_ FALL \_ 3 days \_ BEFORE \_ G-Me180Ne \_ 32  
 69.70% \_ -0.46 \_ FALL \_ 3 days \_ BEFORE \_ G-Ma150Ur \_ 33  
 73.33% \_ -0.41 \_ FALL \_ 3 days \_ BEFORE \_ H-Ea120Ma \_ 30  
 80.00% \_ -0.59 \_ FALL \_ 3 days \_ BEFORE \_ H-Ma90Ju \_ 25  
 70.00% \_ 0.49 \_ RISE \_ 3 days \_ AFTER \_ G-Ma120Ju \_ 30  
 72.41% \_ 0.57 \_ RISE \_ 3 days \_ AFTER \_ H-Ma60Sa \_ 29  
 71.43% \_ -0.36 \_ FALL \_ 1 days \_ AFTER \_ G-Ma120Ne \_ 28  
 68.75% \_ -0.37 \_ FALL \_ 1 days \_ AFTER \_ H-Ve120PI \_ 80  
 75.00% \_ -0.33 \_ FALL \_ 1 days \_ AFTER \_ H-Ma60Ur \_ 28  
 68.97% \_ -0.32 \_ FALL \_ 1 days \_ AFTER \_ H-Ma150Ne \_ 29  
 70.00% \_ -0.63 \_ FALL \_ 3 days \_ AFTER \_ G-Me180Ju \_ 30  
 72.73% \_ -0.58 \_ FALL \_ 3 days \_ AFTER \_ G-Ma120Ur \_ 33  
 75.76% \_ -0.50 \_ FALL \_ 3 days \_ AFTER \_ G-Ma150Ur \_ 33  
 68.18% \_ -0.55 \_ FALL \_ 3 days \_ AFTER \_ H-Ve180Ne \_ 44  
 69.05% \_ -0.44 \_ FALL \_ 3 days \_ AFTER \_ H-Ve0PI \_ 42  
 75.86% \_ -0.59 \_ FALL \_ 3 days \_ AFTER \_ H-Ea150Ma \_ 29  
 69.64% \_ -0.50 \_ FALL \_ 3 days \_ AFTER \_ H-Ea150Ur \_ 56



68.97% -0.50 FALL 3 days AFTER H-Ea60Ne 58  
 89.66% -0.48 FALL 3 days AFTER H-Ma90Sa 29  
 70.00% -0.39 FALL 3 days AFTER H-Ma120Sa 30  
 74.07% -0.45 FALL 3 days AFTER H-Ma120Ne 27

(EFX) Equifax, Inc start April-2-1971

69.57% 0.13 RISE 1 days BEFORE H-Ea150PI 46  
 74.07% 0.21 RISE 3 days BEFORE G-Ma90Ne 27  
 68.00% 0.21 RISE 3 days BEFORE H-Ea60PI 50  
 69.57% 0.09 RISE 1 days AFTER G-Ve150PI 46  
 69.05% 0.15 RISE 1 days AFTER H-Ea30Ne 42  
 70.59% 0.18 RISE 3 days AFTER H-Ve150Ea 34  
 76.92% 0.16 RISE 3 days AFTER H-Ma150Sa 26  
 70.97% -0.42 FALL 1 days AFTER G-Mo180Me 31  
 73.91% -0.09 FALL 1 days AFTER G-Su60Ur 46  
 68.97% -0.25 FALL 3 days AFTER G-Ve0Ju 29  
 80.77% -0.48 FALL 3 days AFTER G-Ma90Sa 26

(EGG) EG&G inc start Jan-3-1968

68.57% 0.50 RISE 1 days BEFORE G-Mo180Ma 35  
 69.23% 0.45 RISE 1 days BEFORE G-Mo0PI 39  
 72.41% 0.24 RISE 3 days BEFORE G-Ve0Ne 29  
 69.64% 0.29 RISE 3 days BEFORE G-Su30Ne 56  
 73.33% 0.40 RISE 3 days BEFORE G-Ma30Ur 30  
 68.52% 0.29 RISE 3 days BEFORE H-Ea60Ne 54  
 75.00% 0.39 RISE 3 days BEFORE H-Ma60PI 28  
 70.73% -0.43 FALL 1 days BEFORE G-Mo180Ju 41  
 68.97% -0.28 FALL 1 days BEFORE G-Ve0Ma 29  
 67.65% -0.36 FALL 1 days BEFORE G-Ma120Ur 34  
 76.67% -0.20 FALL 1 days BEFORE G-Ma150Ne 30  
 68.66% -0.36 FALL 3 days BEFORE G-Me120Sa 67  
 74.19% -0.39 FALL 3 days BEFORE G-Ma60Ne 31  
 70.59% -0.24 FALL 3 days BEFORE G-Ma150Ne 34  
 72.73% 0.35 RISE 1 days AFTER G-Mo0Me 33  
 80.65% 0.43 RISE 1 days AFTER G-Mo180Ve 31  
 67.65% 0.55 RISE 1 days AFTER G-Mo0Ju 34  
 67.57% 0.24 RISE 1 days AFTER G-Me0Ma 37  
 71.43% 0.17 RISE 1 days AFTER G-Ma120Sa 28  
 68.97% 0.23 RISE 1 days AFTER G-Ma60Ne 29  
 70.00% 0.15 RISE 1 days AFTER G-Ma150Ne 30  
 69.57% 0.22 RISE 1 days AFTER H-Ea30Ur 46  
 67.35% 0.24 RISE 1 days AFTER H-Ea120Ur 49  
 70.00% 0.28 RISE 3 days AFTER G-Ma60Ur 30

74.07% 0.39 RISE 3 days AFTER H-Ma30Ne 27  
 68.57% -0.48 FALL 1 days AFTER G-Mo120Me 70  
 68.42% -0.36 FALL 1 days AFTER G-Mo180Ur 38  
 68.85% -0.16 FALL 1 days AFTER G-Me60Sa 61  
 74.51% -0.14 FALL 1 days AFTER G-Ve150Sa 51  
 69.23% -0.19 FALL 1 days AFTER G-Ve90Ur 52  
 70.59% -0.18 FALL 1 days AFTER G-Ma120Ur 34  
 70.59% -0.22 FALL 1 days AFTER G-Ma90Ne 34  
 68.97% -0.11 FALL 1 days AFTER G-Ma90PI 29  
 70.00% -0.15 FALL 1 days AFTER H-Ve30Ea 30  
 67.47% -0.21 FALL 1 days AFTER H-Ve120PI 83  
 74.07% -0.15 FALL 1 days AFTER H-Ma150PI 27

(EIX) Edison Int'l. start Jan-3-1968

74.55% 0.15 RISE 1 days BEFORE G-Su30Ne 55  
 70.00% 0.11 RISE 1 days BEFORE H-Ea150Ne 50  
 67.31% 0.11 RISE 1 days BEFORE H-Ea150PI 52  
 74.07% 0.12 RISE 1 days BEFORE H-Ma60Ne 27  
 67.74% 0.10 RISE 1 days BEFORE H-Ma90PI 31  
 69.23% 0.22 RISE 3 days BEFORE G-Ve90Ju 52  
 72.73% 0.24 RISE 3 days BEFORE G-Su30Ne 55  
 78.57% 0.19 RISE 3 days BEFORE G-Ma90Sa 28  
 69.23% 0.21 RISE 3 days BEFORE H-Ea150Ne 52  
 78.57% 0.21 RISE 3 days BEFORE H-Ma60Ne 28  
 76.92% -0.08 FALL 1 days BEFORE G-Ve150Ma 26  
 76.92% -0.13 FALL 1 days BEFORE H-Ma120Ur 26  
 68.97% -0.21 FALL 3 days BEFORE G-Me180Ju 29  
 68.97% -0.24 FALL 3 days BEFORE H-Ma30PI 29  
 70.00% 0.35 RISE 1 days AFTER G-Mo180Su 31  
 72.46% 0.32 RISE 1 days AFTER G-Mo60Sa 69  
 67.61% 0.29 RISE 1 days AFTER G-Mo90PI 72  
 69.44% 0.11 RISE 1 days AFTER G-Me0Ma 36  
 80.00% 0.10 RISE 1 days AFTER G-Me120Ma 30  
 81.48% 0.13 RISE 1 days AFTER G-Me180Sa 27  
 72.73% 0.16 RISE 1 days AFTER G-Ve90Ma 33  
 71.43% 0.13 RISE 1 days AFTER G-Su30PI 49  
 75.76% 0.14 RISE 1 days AFTER G-Ma150Ne 33  
 92.00% 0.13 RISE 1 days AFTER G-Ma60PI 25  
 74.07% 0.15 RISE 1 days AFTER H-Ve150Ea 27  
 69.39% 0.13 RISE 1 days AFTER H-Ea90Ur 49  
 70.45% 0.12 RISE 1 days AFTER H-Ea30PI 44  
 71.11% 0.12 RISE 1 days AFTER H-Ea90PI 45  
 67.31% 0.14 RISE 1 days AFTER H-Ea150PI 52

77.78% \_ 0.16 \_ RISE \_ 1 days \_ AFTER \_ H-Ma120PI \_ 27  
 75.76% \_ 0.23 \_ RISE \_ 3 days \_ AFTER \_ G-Me180Sa \_ 33  
 72.41% \_ 0.17 \_ RISE \_ 3 days \_ AFTER \_ G-Ma90Ju \_ 29  
 68.57% \_ 0.16 \_ RISE \_ 3 days \_ AFTER \_ H-Ve60Ea \_ 35  
 68.09% \_ 0.18 \_ RISE \_ 3 days \_ AFTER \_ H-Ve0PI \_ 47  
 68.97% \_ -0.12 \_ FALL \_ 1 days \_ AFTER \_ G-Me120Ju \_ 58  
 68.00% \_ -0.13 \_ FALL \_ 1 days \_ AFTER \_ G-Su150Sa \_ 50  
 68.33% \_ -0.14 \_ FALL \_ 1 days \_ AFTER \_ H-Me0Ve \_ 60  
 69.64% \_ -0.12 \_ FALL \_ 1 days \_ AFTER \_ H-Ve90Ma \_ 56  
 70.73% \_ -0.20 \_ FALL \_ 1 days \_ AFTER \_ H-Ve180Ne \_ 41  
 73.33% \_ -0.11 \_ FALL \_ 1 days \_ AFTER \_ H-Ea60Ju \_ 45

(EK) Eastman Kodak start Jan-3-1968

74.60% \_ 0.48 \_ RISE \_ 1 days \_ BEFORE \_ G-Ve30PI \_ 63  
 67.74% \_ 0.46 \_ RISE \_ 1 days \_ BEFORE \_ G-Ma30Ne \_ 31  
 72.41% \_ 0.37 \_ RISE \_ 1 days \_ BEFORE \_ H-Ea60Ma \_ 29  
 67.74% \_ 0.40 \_ RISE \_ 1 days \_ BEFORE \_ H-Ea180Ur \_ 31  
 70.00% \_ 0.39 \_ RISE \_ 1 days \_ BEFORE \_ H-Ma30PI \_ 30  
 68.09% \_ 0.92 \_ RISE \_ 3 days \_ BEFORE \_ H-Ve0Ju \_ 47  
 68.75% \_ 0.73 \_ RISE \_ 3 days \_ BEFORE \_ H-Ma30Ne \_ 32  
 68.75% \_ 0.96 \_ RISE \_ 3 days \_ BEFORE \_ H-Ma60PI \_ 32  
 73.97% \_ -0.43 \_ FALL \_ 1 days \_ BEFORE \_ G-Me90Ur \_ 73  
 71.43% \_ -0.57 \_ FALL \_ 1 days \_ BEFORE \_ G-Ve0Ma \_ 28  
 68.57% \_ -0.41 \_ FALL \_ 1 days \_ BEFORE \_ G-Ma60Ju \_ 35  
 68.57% \_ -0.72 \_ FALL \_ 1 days \_ BEFORE \_ G-Ma150Ur \_ 35  
 71.88% \_ -0.69 \_ FALL \_ 1 days \_ BEFORE \_ H-Ma90Ur \_ 32  
 73.33% \_ -1.67 \_ FALL \_ 3 days \_ BEFORE \_ H-Ea150Ma \_ 30  
 71.05% \_ 0.76 \_ RISE \_ 1 days \_ AFTER \_ G-Mo180Ve \_ 38  
 71.79% \_ 0.88 \_ RISE \_ 1 days \_ AFTER \_ G-Mo0Sa \_ 39  
 67.14% \_ 0.44 \_ RISE \_ 1 days \_ AFTER \_ G-Me150Ne \_ 70  
 67.74% \_ 0.49 \_ RISE \_ 1 days \_ AFTER \_ H-Ve180Ma \_ 31  
 68.89% \_ 0.43 \_ RISE \_ 1 days \_ AFTER \_ H-Ve0Ne \_ 45  
 68.97% \_ 0.47 \_ RISE \_ 1 days \_ AFTER \_ H-Ma60Sa \_ 29  
 70.00% \_ 0.69 \_ RISE \_ 3 days \_ AFTER \_ H-Ea0Sa \_ 30  
 68.97% \_ -0.57 \_ FALL \_ 1 days \_ AFTER \_ H-Ea180Sa \_ 29  
 68.97% \_ -0.50 \_ FALL \_ 1 days \_ AFTER \_ H-Ma120Ur \_ 29  
 69.23% \_ -0.64 \_ FALL \_ 3 days \_ AFTER \_ G-Ve60Ma \_ 39  
 68.00% \_ -1.09 \_ FALL \_ 3 days \_ AFTER \_ H-Ve0Ur \_ 50  
 71.88% \_ -0.97 \_ FALL \_ 3 days \_ AFTER \_ H-Ma30PI \_ 32

(EMC) EMC Corp start April-25-1986

72.22% \_ 0.81 \_ RISE \_ 1 days \_ BEFORE \_ G-Mo0Ve \_ 36  
 68.42% \_ 0.98 \_ RISE \_ 1 days \_ BEFORE \_ G-Mo0PI \_ 38

74.07% \_ 0.64 \_ RISE \_ 3 days \_ BEFORE \_ G-Me60Sa \_ 27  
 70.27% \_ 0.62 \_ RISE \_ 3 days \_ BEFORE \_ H-Ve150Ju \_ 37  
 78.57% \_ -0.23 \_ FALL \_ 1 days \_ BEFORE \_ H-Me180Ve \_ 28  
 74.07% \_ -0.33 \_ FALL \_ 1 days \_ BEFORE \_ H-Ve120Ma \_ 27  
 68.42% \_ 1.37 \_ RISE \_ 1 days \_ AFTER \_ G-Mo0Ur \_ 38  
 71.43% \_ 0.44 \_ RISE \_ 1 days \_ AFTER \_ G-Me150Ur \_ 28  
 75.00% \_ 0.74 \_ RISE \_ 3 days \_ AFTER \_ G-Me0Ve \_ 32  
 68.97% \_ 0.43 \_ RISE \_ 3 days \_ AFTER \_ G-Me120PI \_ 29  
 74.19% \_ 0.70 \_ RISE \_ 3 days \_ AFTER \_ G-Ve30Su \_ 31  
 69.70% \_ -0.28 \_ FALL \_ 3 days \_ AFTER \_ G-Me30Ma \_ 33  
 71.79% \_ -0.71 \_ FALL \_ 3 days \_ AFTER \_ H-Ve30Sa \_ 39

(EMN) Eastman Chemical start Dec-17-1993

72.22% \_ 0.61 \_ RISE \_ 1 days \_ BEFORE \_ G-Mo180Su \_ 36  
 72.22% \_ 0.62 \_ RISE \_ 1 days \_ BEFORE \_ H-Me60Sa \_ 36  
 69.05% \_ 0.93 \_ RISE \_ 3 days \_ BEFORE \_ H-Me30Ju \_ 42  
 69.44% \_ -0.61 \_ FALL \_ 1 days \_ BEFORE \_ G-Mo90Su \_ 72  
 68.57% \_ -1.16 \_ FALL \_ 1 days \_ BEFORE \_ H-Me120Sa \_ 35  
 70.59% \_ -1.17 \_ FALL \_ 3 days \_ BEFORE \_ H-Me30Ma \_ 34  
 72.22% \_ 0.85 \_ RISE \_ 1 days \_ AFTER \_ G-Mo180Ve \_ 36  
 67.74% \_ 0.58 \_ RISE \_ 1 days \_ AFTER \_ H-Me30Ma \_ 31  
 72.22% \_ 1.13 \_ RISE \_ 3 days \_ AFTER \_ H-Me150Ma \_ 36  
 70.27% \_ -0.57 \_ FALL \_ 1 days \_ AFTER \_ H-Me150Ne \_ 37

(EMR) Emerson Electric start Jan-3-1968

69.23% \_ 0.79 \_ RISE \_ 1 days \_ BEFORE \_ G-Mo180Ma \_ 39  
 68.97% \_ 0.39 \_ RISE \_ 1 days \_ BEFORE \_ G-Me180Ur \_ 29  
 70.37% \_ 0.57 \_ RISE \_ 3 days \_ BEFORE \_ G-Me90Ma \_ 54  
 70.00% \_ 0.49 \_ RISE \_ 3 days \_ BEFORE \_ G-Ve180Ju \_ 30  
 70.91% \_ 0.59 \_ RISE \_ 3 days \_ BEFORE \_ G-Su60Ju \_ 55  
 70.97% \_ 0.57 \_ RISE \_ 3 days \_ BEFORE \_ G-Ma30Ju \_ 31  
 68.75% \_ 0.58 \_ RISE \_ 3 days \_ BEFORE \_ G-Ma60Sa \_ 32  
 73.33% \_ 0.74 \_ RISE \_ 3 days \_ BEFORE \_ G-Ma90Sa \_ 30  
 70.59% \_ 0.39 \_ RISE \_ 3 days \_ BEFORE \_ G-Ma90PI \_ 34  
 77.78% \_ 0.65 \_ RISE \_ 3 days \_ BEFORE \_ H-Ve30Ea \_ 36  
 71.88% \_ 0.64 \_ RISE \_ 3 days \_ BEFORE \_ H-Ve180Ma \_ 32  
 69.05% \_ -0.66 \_ FALL \_ 1 days \_ BEFORE \_ G-Mo0Ne \_ 42  
 75.00% \_ -0.49 \_ FALL \_ 1 days \_ BEFORE \_ G-Ve0Ma \_ 28  
 68.42% \_ -0.37 \_ FALL \_ 1 days \_ BEFORE \_ G-Ve150Ju \_ 57  
 71.43% \_ -0.37 \_ FALL \_ 1 days \_ BEFORE \_ G-Su90Ma \_ 28  
 80.49% \_ 0.37 \_ RISE \_ 1 days \_ AFTER \_ H-Ve180Ur \_ 41  
 68.00% \_ 0.29 \_ RISE \_ 1 days \_ AFTER \_ H-Ea120Ju \_ 50

68.97% \_ 0.29 \_ RISE \_ 1 days \_ AFTER \_ H-Ea150PI \_ 58  
 75.86% \_ 0.35 \_ RISE \_ 1 days \_ AFTER \_ H-Ma120PI \_ 29  
 73.17% \_ 0.63 \_ RISE \_ 3 days \_ AFTER \_ G-Ve90Ma \_ 41  
 77.08% \_ 0.48 \_ RISE \_ 3 days \_ AFTER \_ H-Ve180Ur \_ 48  
 74.07% \_ 0.61 \_ RISE \_ 3 days \_ AFTER \_ H-Ma90Ne \_ 27  
 67.57% \_ -0.80 \_ FALL \_ 1 days \_ AFTER \_ G-Mo0Ve \_ 37  
 69.49% \_ -0.24 \_ FALL \_ 1 days \_ AFTER \_ G-Ve150Ur \_ 59  
 68.75% \_ -0.23 \_ FALL \_ 1 days \_ AFTER \_ G-Ma150PI \_ 32  
 85.19% \_ -0.61 \_ FALL \_ 3 days \_ AFTER \_ H-Ma90Ju \_ 27

(ENE) Enron Corp start Jan-3-1968

76.92% \_ 0.20 \_ RISE \_ 1 days \_ BEFORE \_ G-Su60Ma \_ 26  
 70.97% \_ 0.43 \_ RISE \_ 3 days \_ BEFORE \_ H-Ma90PI \_ 31  
 67.65% \_ -0.16 \_ FALL \_ 1 days \_ BEFORE \_ G-Ma150Ur \_ 34  
 75.76% \_ -0.16 \_ FALL \_ 1 days \_ BEFORE \_ H-Ve60Ea \_ 33  
 69.77% \_ -0.20 \_ FALL \_ 1 days \_ BEFORE \_ H-Ve180Ur \_ 43  
 67.31% \_ 0.16 \_ RISE \_ 1 days \_ AFTER \_ G-Ve60Ne \_ 52  
 68.24% \_ 0.18 \_ RISE \_ 1 days \_ AFTER \_ H-Ve30Ju \_ 85  
 83.33% \_ 0.15 \_ RISE \_ 1 days \_ AFTER \_ H-Ea120Ma \_ 24  
 76.92% \_ 0.27 \_ RISE \_ 1 days \_ AFTER \_ H-Ma90Ne \_ 26  
 68.09% \_ 0.27 \_ RISE \_ 3 days \_ AFTER \_ H-Ve0Ne \_ 47  
 69.70% \_ -0.56 \_ FALL \_ 1 days \_ AFTER \_ G-Mo180Su \_ 34  
 75.51% \_ -0.22 \_ FALL \_ 1 days \_ AFTER \_ G-Ve30Ju \_ 49  
 75.00% \_ -0.17 \_ FALL \_ 1 days \_ AFTER \_ H-Ve30Ea \_ 32  
 68.57% \_ -0.21 \_ FALL \_ 3 days \_ AFTER \_ H-Ve30Ea \_ 35

(ERICY) LM Ericsson Telephone start Dec-24-1973

70.27% \_ 0.33 \_ RISE \_ 1 days \_ BEFORE \_ G-Mo180Me \_ 37  
 70.27% \_ 0.40 \_ RISE \_ 1 days \_ BEFORE \_ G-Mo0Ve \_ 37  
 68.75% \_ 0.07 \_ RISE \_ 1 days \_ BEFORE \_ G-Ve30Ur \_ 32  
 68.42% \_ 0.07 \_ RISE \_ 1 days \_ BEFORE \_ G-Ve120Ne \_ 38  
 71.43% \_ 0.14 \_ RISE \_ 1 days \_ BEFORE \_ H-Me0Ve \_ 49  
 67.65% \_ 0.07 \_ RISE \_ 1 days \_ BEFORE \_ H-Ea120Sa \_ 34  
 72.73% \_ 0.28 \_ RISE \_ 3 days \_ BEFORE \_ G-Su150Ju \_ 33  
 69.05% \_ 0.10 \_ RISE \_ 3 days \_ BEFORE \_ H-Ve120Ma \_ 42  
 72.41% \_ 0.27 \_ RISE \_ 3 days \_ BEFORE \_ H-Ve180Sa \_ 29  
 67.50% \_ -0.13 \_ FALL \_ 1 days \_ BEFORE \_ G-Me150Ju \_ 40  
 69.05% \_ -0.08 \_ FALL \_ 1 days \_ BEFORE \_ G-Me150Ur \_ 42  
 67.74% \_ -0.09 \_ FALL \_ 1 days \_ BEFORE \_ H-Ea30Sa \_ 31  
 68.57% \_ -0.09 \_ FALL \_ 1 days \_ BEFORE \_ H-Ea120PI \_ 35  
 67.14% \_ 0.42 \_ RISE \_ 1 days \_ AFTER \_ G-Mo150Me \_ 70  
 67.65% \_ 0.56 \_ RISE \_ 1 days \_ AFTER \_ G-Mo180Su \_ 34  
 70.00% \_ 0.37 \_ RISE \_ 1 days \_ AFTER \_ G-Mo0Ne \_ 40

75.00% \_ 0.13 \_ RISE \_ 1 days \_ AFTER \_ G-Ve30Ur \_ 32  
 71.43% \_ 0.12 \_ RISE \_ 1 days \_ AFTER \_ G-Ve150Ur \_ 35  
 68.09% \_ 0.21 \_ RISE \_ 3 days \_ AFTER \_ G-Me120Ne \_ 47  
 68.42% \_ 0.13 \_ RISE \_ 3 days \_ AFTER \_ G-Ve150Ur \_ 38  
 68.42% \_ 0.23 \_ RISE \_ 3 days \_ AFTER \_ G-Ve150Ne \_ 38  
 68.42% \_ 0.20 \_ RISE \_ 3 days \_ AFTER \_ G-Su90Ur \_ 38  
 69.44% \_ 0.23 \_ RISE \_ 3 days \_ AFTER \_ G-Su120Ur \_ 36  
 74.58% \_ 0.24 \_ RISE \_ 3 days \_ AFTER \_ H-Ve120Sa \_ 59  
 69.70% \_ 0.14 \_ RISE \_ 3 days \_ AFTER \_ H-Ea30Ju \_ 33  
 72.73% \_ -0.15 \_ FALL \_ 1 days \_ AFTER \_ G-Ve90Ju \_ 33  
 67.74% \_ -0.14 \_ FALL \_ 1 days \_ AFTER \_ H-Ea30Sa \_ 31  
 71.43% \_ -0.16 \_ FALL \_ 3 days \_ AFTER \_ G-Me0Sa \_ 28  
 70.73% \_ -0.12 \_ FALL \_ 3 days \_ AFTER \_ G-Su60Ur \_ 41

(ERTS) Electronic Arts start Sept-26-1989

76.47% \_ 0.65 \_ RISE \_ 1 days \_ BEFORE \_ H-Me180Ne \_ 34  
 74.07% \_ 1.09 \_ RISE \_ 3 days \_ BEFORE \_ G-Me60Ju \_ 27  
 80.00% \_ 0.81 \_ RISE \_ 3 days \_ BEFORE \_ G-Me30Ur \_ 25  
 72.41% \_ 1.06 \_ RISE \_ 3 days \_ BEFORE \_ H-Me0Ea \_ 29  
 70.00% \_ 0.93 \_ RISE \_ 3 days \_ BEFORE \_ H-Me180Ea \_ 30  
 70.00% \_ -0.96 \_ FALL \_ 1 days \_ BEFORE \_ G-Mo0Sa \_ 40  
 68.75% \_ -0.76 \_ FALL \_ 1 days \_ BEFORE \_ H-Me0Ma \_ 32  
 73.33% \_ -0.97 \_ FALL \_ 1 days \_ BEFORE \_ H-Ve150Ur \_ 30  
 68.97% \_ 1.10 \_ RISE \_ 3 days \_ AFTER \_ H-Ve150Ur \_ 29  
 68.18% \_ -0.69 \_ FALL \_ 1 days \_ AFTER \_ H-Me120Ve \_ 44  
 76.92% \_ -0.57 \_ FALL \_ 1 days \_ AFTER \_ H-Ve90Ne \_ 26

(ETN) Eaton Corp start Jan-3-1968

67.50% \_ 0.66 \_ RISE \_ 1 days \_ BEFORE \_ G-Mo180PI \_ 40  
 68.97% \_ 0.43 \_ RISE \_ 1 days \_ BEFORE \_ G-Ma120Sa \_ 29  
 68.52% \_ 0.37 \_ RISE \_ 1 days \_ BEFORE \_ H-Ea150PI \_ 54  
 74.07% \_ 0.26 \_ RISE \_ 1 days \_ BEFORE \_ H-Ma120Ju \_ 27  
 70.59% \_ 0.36 \_ RISE \_ 3 days \_ BEFORE \_ G-Ma90Ne \_ 34  
 83.33% \_ 1.15 \_ RISE \_ 10 days \_ BEFORE \_ H-Ea0Sa \_ 30  
 68.92% \_ -0.88 \_ FALL \_ 1 days \_ BEFORE \_ G-Mo120Ve \_ 74  
 70.97% \_ -0.22 \_ FALL \_ 1 days \_ BEFORE \_ G-Me180Ne \_ 31  
 69.70% \_ -0.35 \_ FALL \_ 1 days \_ BEFORE \_ H-Ve120Ma \_ 66  
 70.69% \_ -0.18 \_ FALL \_ 1 days \_ BEFORE \_ H-Ea90Ur \_ 58  
 71.79% \_ 0.71 \_ RISE \_ 1 days \_ AFTER \_ G-Mo0Sa \_ 39  
 67.74% \_ 0.39 \_ RISE \_ 1 days \_ AFTER \_ G-Me180PI \_ 31  
 75.00% \_ 0.26 \_ RISE \_ 1 days \_ AFTER \_ G-Ma30Ne \_ 28  
 70.00% \_ 0.31 \_ RISE \_ 1 days \_ AFTER \_ G-Ma120Ne \_ 30  
 68.97% \_ 0.40 \_ RISE \_ 1 days \_ AFTER \_ H-Ma30Ur \_ 29

68.75% \_ 0.48 \_ RISE \_ 3 days \_ AFTER \_ G-Ve0Ur \_ 32  
 68.75% \_ 0.77 \_ RISE \_ 3 days \_ AFTER \_ H-Ma30Ur \_ 32  
 78.12% \_ -0.40 \_ FALL \_ 1 days \_ AFTER \_ G-Ma120Ur \_ 32  
 68.09% \_ -0.26 \_ FALL \_ 1 days \_ AFTER \_ H-Ve0Ur \_ 47  
 75.00% \_ -0.70 \_ FALL \_ 3 days \_ AFTER \_ H-Ea0Ne \_ 28

(ETR) Entergy Corp start Jan-3-1968

68.97% \_ 0.45 \_ RISE \_ 3 days \_ BEFORE \_ G-Ma90Sa \_ 29  
 73.33% \_ 0.40 \_ RISE \_ 3 days \_ BEFORE \_ H-Ve180Ma \_ 30  
 77.78% \_ 0.29 \_ RISE \_ 3 days \_ BEFORE \_ H-Ma60Ne \_ 27  
 68.97% \_ -0.31 \_ FALL \_ 1 days \_ BEFORE \_ G-Me0Ju \_ 29  
 68.42% \_ -0.28 \_ FALL \_ 1 days \_ BEFORE \_ G-Me90Ur \_ 57  
 68.25% \_ -0.31 \_ FALL \_ 1 days \_ BEFORE \_ G-Me150Ur \_ 63  
 67.74% \_ -0.21 \_ FALL \_ 1 days \_ BEFORE \_ H-Ve30Ea \_ 31  
 72.41% \_ -0.43 \_ FALL \_ 3 days \_ BEFORE \_ G-Ma90Ur \_ 29  
 69.44% \_ 0.35 \_ RISE \_ 1 days \_ AFTER \_ G-Mo0Sa \_ 36  
 68.97% \_ 0.31 \_ RISE \_ 1 days \_ AFTER \_ G-Me0Ve \_ 58  
 68.97% \_ 0.22 \_ RISE \_ 1 days \_ AFTER \_ G-Me0Ju \_ 29  
 68.29% \_ 0.23 \_ RISE \_ 1 days \_ AFTER \_ G-Ve60Ju \_ 41  
 68.89% \_ 0.27 \_ RISE \_ 1 days \_ AFTER \_ G-Ve30Sa \_ 45  
 68.09% \_ 0.26 \_ RISE \_ 1 days \_ AFTER \_ G-Ve30Ur \_ 47  
 69.77% \_ 0.31 \_ RISE \_ 1 days \_ AFTER \_ G-Ve30PI \_ 43  
 73.53% \_ 0.22 \_ RISE \_ 1 days \_ AFTER \_ H-Ve180PI \_ 34  
 67.44% \_ 0.30 \_ RISE \_ 1 days \_ AFTER \_ H-Ea120Ur \_ 43  
 68.85% \_ 0.41 \_ RISE \_ 3 days \_ AFTER \_ G-Me60Ma \_ 61  
 68.97% \_ -0.24 \_ FALL \_ 1 days \_ AFTER \_ G-Mo0Ve \_ 29  
 68.18% \_ -0.23 \_ FALL \_ 1 days \_ AFTER \_ G-Ve60Sa \_ 44  
 69.39% \_ -0.21 \_ FALL \_ 1 days \_ AFTER \_ G-Su120Ne \_ 49  
 69.01% \_ -0.26 \_ FALL \_ 1 days \_ AFTER \_ H-Ve150Ne \_ 71  
 70.51% \_ -0.45 \_ FALL \_ 3 days \_ AFTER \_ H-Ve90Sa \_ 78  
 74.07% \_ -0.48 \_ FALL \_ 3 days \_ AFTER \_ H-Ma30PI \_ 27

(F) Ford Motor start Jan-3-1968

71.88% \_ 0.30 \_ RISE \_ 1 days \_ BEFORE \_ G-Me180Ur \_ 32  
 70.18% \_ 0.13 \_ RISE \_ 1 days \_ BEFORE \_ G-Su30Ur \_ 57  
 67.74% \_ 0.17 \_ RISE \_ 1 days \_ BEFORE \_ G-Ma90Sa \_ 31  
 69.70% \_ 0.16 \_ RISE \_ 1 days \_ BEFORE \_ H-Ve0Ma \_ 33  
 72.97% \_ 0.40 \_ RISE \_ 3 days \_ BEFORE \_ G-Me120Ma \_ 37  
 70.59% \_ 0.45 \_ RISE \_ 3 days \_ BEFORE \_ G-Me180Ur \_ 34  
 70.00% \_ 0.23 \_ RISE \_ 3 days \_ BEFORE \_ G-Ve180Sa \_ 30  
 69.70% \_ 0.49 \_ RISE \_ 3 days \_ BEFORE \_ G-Ma30Sa \_ 33  
 70.97% \_ 0.28 \_ RISE \_ 3 days \_ BEFORE \_ G-Ma90Sa \_ 31  
 70.00% \_ 0.28 \_ RISE \_ 3 days \_ BEFORE \_ G-Ma30Ur \_ 30

(FCX) Freeport McMoRan start Aug-2-1995

70.27% \_ -0.38 \_ FALL \_ 1 days \_ BEFORE \_ G-Mo180PI \_ 37  
 74.07% \_ -0.60 \_ FALL \_ 3 days \_ BEFORE \_ H-Me150PI \_ 27  
 71.43% \_ -0.46 \_ FALL \_ 1 days \_ AFTER \_ G-Mo60Me \_ 70  
 67.57% \_ -0.43 \_ FALL \_ 1 days \_ AFTER \_ G-Mo0Ma \_ 37  
 67.65% \_ -0.36 \_ FALL \_ 1 days \_ AFTER \_ G-Mo0Ju \_ 34  
 76.32% \_ -0.43 \_ FALL \_ 1 days \_ AFTER \_ G-Mo180Ur \_ 38  
 76.32% \_ -0.36 \_ FALL \_ 1 days \_ AFTER \_ G-Mo180Ne \_ 38  
 68.00% \_ -0.39 \_ FALL \_ 1 days \_ AFTER \_ G-Mo120PI \_ 75  
 72.41% \_ -0.58 \_ FALL \_ 3 days \_ AFTER \_ H-Me90Sa \_ 29  
 71.43% \_ -0.53 \_ FALL \_ 3 days \_ AFTER \_ H-Me30Ur \_ 28  
 74.07% \_ -0.75 \_ FALL \_ 3 days \_ AFTER \_ H-Me120PI \_ 27

(FD) Federated Dept. start Feb-6-1992

68.57% \_ 0.55 \_ RISE \_ 1 days \_ BEFORE \_ G-Mo0Ve \_ 35  
 68.09% \_ -0.54 \_ FALL \_ 1 days \_ BEFORE \_ H-Me90Ma \_ 47  
 68.57% \_ -0.67 \_ FALL \_ 1 days \_ AFTER \_ G-Mo0Ve \_ 35  
 71.05% \_ -0.72 \_ FALL \_ 1 days \_ AFTER \_ G-Mo180Sa \_ 38

(FDC) First Data start April-13-1992

70.27% \_ 0.66 \_ RISE \_ 1 days \_ AFTER \_ G-Mo0PI \_ 37  
 71.79% \_ 0.75 \_ RISE \_ 3 days \_ AFTER \_ H-Me30Ea \_ 39  
 69.44% \_ -0.73 \_ FALL \_ 1 days \_ AFTER \_ G-Mo0Ve \_ 36  
 68.75% \_ -0.26 \_ FALL \_ 1 days \_ AFTER \_ H-Me30Ve \_ 32  
 74.19% \_ -0.73 \_ FALL \_ 3 days \_ AFTER \_ H-Me90Ve \_ 31

(FDLNB) Food Lion start Dec-31-1973

70.59% \_ 0.15 \_ RISE \_ 1 days \_ BEFORE \_ G-Mo180Ve \_ 34  
 69.39% \_ 0.14 \_ RISE \_ 1 days \_ BEFORE \_ H-Me0Ne \_ 49  
 72.41% \_ 0.29 \_ RISE \_ 3 days \_ BEFORE \_ G-Su30Ne \_ 29  
 71.43% \_ 0.20 \_ RISE \_ 3 days \_ BEFORE \_ G-Su90Ne \_ 28  
 77.78% \_ 0.15 \_ RISE \_ 3 days \_ BEFORE \_ H-Ea60Sa \_ 27  
 68.97% \_ -0.15 \_ FALL \_ 1 days \_ BEFORE \_ G-Mo180PI \_ 29  
 78.57% \_ -0.19 \_ FALL \_ 3 days \_ BEFORE \_ H-Ea150PI \_ 28  
 67.65% \_ 0.12 \_ RISE \_ 1 days \_ AFTER \_ G-Mo180Ve \_ 34  
 68.12% \_ 0.15 \_ RISE \_ 1 days \_ AFTER \_ G-Mo150PI \_ 70  
 69.70% \_ 0.09 \_ RISE \_ 1 days \_ AFTER \_ G-Me30Ju \_ 33  
 70.00% \_ 0.15 \_ RISE \_ 1 days \_ AFTER \_ H-Me0Ve \_ 30  
 69.70% \_ 0.20 \_ RISE \_ 3 days \_ AFTER \_ G-Me60Sa \_ 33  
 75.00% \_ 0.21 \_ RISE \_ 3 days \_ AFTER \_ G-Ve150Ne \_ 28  
 75.00% \_ -0.14 \_ FALL \_ 1 days \_ AFTER \_ G-Me60Ne \_ 28

72.73% \_ 0.44 \_ RISE \_ 3 days \_ BEFORE \_ G-Ma60Ur \_ 33  
 70.97% \_ 0.27 \_ RISE \_ 3 days \_ BEFORE \_ G-Ma30PI \_ 31  
 70.00% \_ 0.28 \_ RISE \_ 3 days \_ BEFORE \_ H-Ea150PI \_ 60  
 70.00% \_ -0.69 \_ FALL \_ 1 days \_ BEFORE \_ G-Mo0Ne \_ 40  
 68.97% \_ -0.34 \_ FALL \_ 1 days \_ BEFORE \_ G-Ve0Ma \_ 29  
 73.33% \_ -0.28 \_ FALL \_ 1 days \_ BEFORE \_ H-Ve60Ea \_ 30  
 68.97% \_ -0.15 \_ FALL \_ 1 days \_ BEFORE \_ H-Ma90Ur \_ 29  
 70.00% \_ -1.03 \_ FALL \_ 3 days \_ BEFORE \_ H-Ea180Sa \_ 30  
 71.43% \_ 0.64 \_ RISE \_ 1 days \_ AFTER \_ G-Mo180Ve \_ 35  
 70.73% \_ 0.75 \_ RISE \_ 1 days \_ AFTER \_ G-Mo180PI \_ 41  
 70.00% \_ 0.25 \_ RISE \_ 1 days \_ AFTER \_ H-Ve60Ea \_ 30  
 74.07% \_ 0.22 \_ RISE \_ 1 days \_ AFTER \_ H-Ea120Ma \_ 27  
 68.97% \_ 0.16 \_ RISE \_ 1 days \_ AFTER \_ H-Ma30PI \_ 29  
 68.75% \_ 0.28 \_ RISE \_ 1 days \_ AFTER \_ H-Ma120PI \_ 32  
 72.34% \_ 0.56 \_ RISE \_ 3 days \_ AFTER \_ H-Ve0Ne \_ 47  
 81.48% \_ 0.34 \_ RISE \_ 3 days \_ AFTER \_ H-Ma60PI \_ 28  
 70.97% \_ 0.77 \_ RISE \_ 3 days \_ AFTER \_ H-Ma120PI \_ 31  
 68.97% \_ -0.16 \_ FALL \_ 1 days \_ AFTER \_ G-Me180Ju \_ 29  
 68.42% \_ -0.19 \_ FALL \_ 1 days \_ AFTER \_ G-Ve60Sa \_ 57  
 71.43% \_ -0.11 \_ FALL \_ 1 days \_ AFTER \_ H-Ea180Sa \_ 28  
 72.22% \_ -0.26 \_ FALL \_ 1 days \_ AFTER \_ H-Ea60PI \_ 54

(FAST) Fastenal Company start Aug-20-1987

67.14% \_ 0.96 \_ RISE \_ 1 days \_ BEFORE \_ G-Mo60Su \_ 70  
 70.73% \_ 0.41 \_ RISE \_ 1 days \_ BEFORE \_ H-Me0Sa \_ 41  
 69.23% \_ 0.72 \_ RISE \_ 3 days \_ BEFORE \_ H-Me0Ma \_ 39  
 78.79% \_ 0.77 \_ RISE \_ 3 days \_ BEFORE \_ H-Ve60Ju \_ 33  
 80.00% \_ 1.26 \_ RISE \_ 10 days \_ BEFORE \_ G-Me120Ju \_ 25  
 80.00% \_ 0.83 \_ RISE \_ 10 days \_ BEFORE \_ H-Ve60Ma \_ 25  
 68.42% \_ -1.17 \_ FALL \_ 1 days \_ BEFORE \_ G-Mo0Sa \_ 38  
 68.00% \_ -0.36 \_ FALL \_ 1 days \_ BEFORE \_ H-Me90Ve \_ 50  
 68.49% \_ 0.90 \_ RISE \_ 1 days \_ AFTER \_ G-Mo60Ve \_ 73  
 74.07% \_ 0.30 \_ RISE \_ 1 days \_ AFTER \_ G-Me30Ur \_ 27  
 67.74% \_ 0.48 \_ RISE \_ 1 days \_ AFTER \_ H-Ve90Sa \_ 31  
 68.85% \_ 0.73 \_ RISE \_ 3 days \_ AFTER \_ G-Me30Ve \_ 61  
 71.43% \_ 0.33 \_ RISE \_ 3 days \_ AFTER \_ G-Me60Ju \_ 28  
 71.88% \_ 0.47 \_ RISE \_ 3 days \_ AFTER \_ H-Ve150Ju \_ 32  
 81.25% \_ 0.78 \_ RISE \_ 3 days \_ AFTER \_ H-Ve90Ur \_ 33  
 82.76% \_ 1.01 \_ RISE \_ 10 days \_ AFTER \_ G-Me150Ju \_ 29  
 75.00% \_ -0.33 \_ FALL \_ 1 days \_ AFTER \_ H-Ve30Ju \_ 32  
 72.73% \_ -1.10 \_ FALL \_ 3 days \_ AFTER \_ H-Ve150Ur \_ 33

(FDX) FDX Corp start June-13-1978

70.00% \_ 1.35 \_ RISE \_ 3 days \_ BEFORE \_ H-Ea150PI \_ 40  
 68.57% \_ -0.36 \_ FALL \_ 1 days \_ BEFORE \_ H-Ea60Ur \_ 35  
 68.42% \_ -0.76 \_ FALL \_ 3 days \_ BEFORE \_ H-Ea90Ju \_ 38  
 88.00% \_ -1.14 \_ FALL \_ 10 days \_ BEFORE \_ G-Ma150Ne \_ 25  
 71.05% \_ 1.15 \_ RISE \_ 1 days \_ AFTER \_ G-Mo0Ju \_ 38  
 70.00% \_ 1.15 \_ RISE \_ 1 days \_ AFTER \_ G-Mo0Ne \_ 40  
 75.00% \_ 1.08 \_ RISE \_ 1 days \_ AFTER \_ G-Su90Ne \_ 36  
 68.42% \_ 0.37 \_ RISE \_ 1 days \_ AFTER \_ G-Su150PI \_ 38  
 72.22% \_ 0.35 \_ RISE \_ 1 days \_ AFTER \_ H-Ea30Ne \_ 36  
 67.50% \_ 0.67 \_ RISE \_ 1 days \_ AFTER \_ H-Ea150PI \_ 40  
 75.68% \_ 1.43 \_ RISE \_ 3 days \_ AFTER \_ G-Su90Ne \_ 37  
 71.88% \_ 0.81 \_ RISE \_ 3 days \_ AFTER \_ H-Ve180Sa \_ 32  
 72.22% \_ 0.89 \_ RISE \_ 3 days \_ AFTER \_ H-Ea150Ju \_ 37  
 76.32% \_ 1.41 \_ RISE \_ 3 days \_ AFTER \_ H-Ea120Sa \_ 38  
 69.23% \_ -0.61 \_ FALL \_ 1 days \_ AFTER \_ G-Mo0Sa \_ 39  
 70.73% \_ -0.47 \_ FALL \_ 1 days \_ AFTER \_ G-Su30Ne \_ 41

(FE) FirstEnergy start Feb-13-1998

NONE

(FHCC) First Health Group start Dec-9-1997

NONE

(FISV) Fiserv Inc. start Sept-25-1986

71.79% \_ 0.78 \_ RISE \_ 1 days \_ BEFORE \_ G-Mo180Ma \_ 39  
 67.09% \_ 0.65 \_ RISE \_ 1 days \_ BEFORE \_ G-Mo60Ne \_ 79  
 75.76% \_ 0.26 \_ RISE \_ 1 days \_ BEFORE \_ G-Me30Ne \_ 33  
 71.43% \_ 1.28 \_ RISE \_ 1 days \_ BEFORE \_ G-Me90PI \_ 28  
 72.22% \_ 0.24 \_ RISE \_ 1 days \_ BEFORE \_ H-Ve150Ju \_ 36  
 76.92% \_ 0.54 \_ RISE \_ 3 days \_ BEFORE \_ G-Ve30Ur \_ 26  
 68.97% \_ 0.45 \_ RISE \_ 3 days \_ BEFORE \_ H-Me0Ve \_ 29  
 67.14% \_ 0.22 \_ RISE \_ 1 days \_ AFTER \_ H-Me30Ea \_ 70  
 67.65% \_ 0.22 \_ RISE \_ 1 days \_ AFTER \_ H-Ve30PI \_ 34  
 68.57% \_ 0.38 \_ RISE \_ 3 days \_ AFTER \_ H-Ve120Sa \_ 35  
 83.78% \_ 0.73 \_ RISE \_ 10 days \_ AFTER \_ H-Ve150Ju \_ 37  
 70.59% \_ -0.57 \_ FALL \_ 1 days \_ AFTER \_ G-Mo0Su \_ 34

(FITB) Fifth Third Bancorp start Jan-14-1972

67.74% \_ 1.01 \_ RISE \_ 1 days \_ BEFORE \_ G-Mo0Su \_ 31  
 69.23% \_ 1.04 \_ RISE \_ 1 days \_ BEFORE \_ G-Mo180Ma \_ 39  
 71.43% \_ 0.30 \_ RISE \_ 1 days \_ BEFORE \_ G-Me30Ne \_ 42  
 67.39% \_ 0.21 \_ RISE \_ 1 days \_ BEFORE \_ G-Me30PI \_ 46  
 70.59% \_ 0.25 \_ RISE \_ 1 days \_ BEFORE \_ G-Ve30PI \_ 34

69.44% \_ 0.21 \_ RISE \_ 1 days \_ BEFORE \_ H-Ve90Ma \_ 36  
 67.74% \_ 0.12 \_ RISE \_ 1 days \_ BEFORE \_ H-Ve180PI \_ 31  
 73.53% \_ 0.13 \_ RISE \_ 1 days \_ BEFORE \_ H-Ea90Ju \_ 34  
 69.70% \_ 0.14 \_ RISE \_ 1 days \_ BEFORE \_ H-Ea120Sa \_ 33  
 71.74% \_ 0.45 \_ RISE \_ 3 days \_ BEFORE \_ G-Me60Ma \_ 46  
 70.73% \_ 0.28 \_ RISE \_ 3 days \_ BEFORE \_ G-Ve60PI \_ 41  
 69.05% \_ 0.26 \_ RISE \_ 3 days \_ BEFORE \_ G-Su60Ne \_ 42  
 68.42% \_ 0.37 \_ RISE \_ 3 days \_ BEFORE \_ H-Me0Ve \_ 57  
 68.18% \_ 0.52 \_ RISE \_ 3 days \_ BEFORE \_ H-Ve90Ma \_ 44  
 78.79% \_ 0.23 \_ RISE \_ 3 days \_ BEFORE \_ H-Ve180Ju \_ 33  
 78.05% \_ 0.21 \_ RISE \_ 3 days \_ BEFORE \_ H-Ea120Ne \_ 41  
 80.00% \_ 0.38 \_ RISE \_ 10 days \_ BEFORE \_ H-Ve180Ju \_ 35  
 70.00% \_ -0.11 \_ FALL \_ 3 days \_ BEFORE \_ H-Ve30Ea \_ 30  
 76.47% \_ 0.58 \_ RISE \_ 1 days \_ AFTER \_ G-Mo0Me \_ 34  
 69.62% \_ 0.88 \_ RISE \_ 1 days \_ AFTER \_ G-Mo120Ur \_ 79  
 70.27% \_ 0.24 \_ RISE \_ 1 days \_ AFTER \_ G-Ve30Ju \_ 37  
 72.41% \_ 0.33 \_ RISE \_ 1 days \_ AFTER \_ G-Ve60Ju \_ 29  
 75.00% \_ 0.16 \_ RISE \_ 1 days \_ AFTER \_ G-Ve90Ju \_ 28  
 75.00% \_ 0.21 \_ RISE \_ 1 days \_ AFTER \_ G-Ve150Sa \_ 28  
 72.73% \_ 0.24 \_ RISE \_ 1 days \_ AFTER \_ G-Ve30Ne \_ 33  
 75.00% \_ 0.26 \_ RISE \_ 1 days \_ AFTER \_ G-Ve90PI \_ 28  
 67.74% \_ 0.19 \_ RISE \_ 1 days \_ AFTER \_ G-Su90Ur \_ 31  
 75.86% \_ 0.17 \_ RISE \_ 1 days \_ AFTER \_ G-Su120PI \_ 29  
 72.73% \_ 0.32 \_ RISE \_ 1 days \_ AFTER \_ H-Ve150Ma \_ 33  
 67.65% \_ 0.12 \_ RISE \_ 1 days \_ AFTER \_ H-Ea30Ju \_ 34  
 69.70% \_ 0.30 \_ RISE \_ 1 days \_ AFTER \_ H-Ea120Sa \_ 33  
 75.00% \_ 0.25 \_ RISE \_ 1 days \_ AFTER \_ H-Ea90Ur \_ 32  
 72.41% \_ 0.12 \_ RISE \_ 1 days \_ AFTER \_ H-Ea150Ur \_ 29  
 72.41% \_ 0.17 \_ RISE \_ 1 days \_ AFTER \_ H-Ea120PI \_ 29  
 70.91% \_ 0.26 \_ RISE \_ 3 days \_ AFTER \_ G-Me30Sa \_ 55  
 86.96% \_ 0.40 \_ RISE \_ 3 days \_ AFTER \_ G-Me180Sa \_ 23  
 72.97% \_ 0.22 \_ RISE \_ 3 days \_ AFTER \_ G-Ve90Ju \_ 37  
 69.70% \_ 0.32 \_ RISE \_ 3 days \_ AFTER \_ G-Ve120Ju \_ 33  
 69.05% \_ 0.26 \_ RISE \_ 3 days \_ AFTER \_ G-Ve60Sa \_ 42  
 77.50% \_ 0.44 \_ RISE \_ 3 days \_ AFTER \_ G-Ve30Ur \_ 40  
 69.44% \_ 0.23 \_ RISE \_ 3 days \_ AFTER \_ G-Su150Sa \_ 36  
 79.49% \_ 1.14 \_ RISE \_ 3 days \_ AFTER \_ G-Su30Ne \_ 39  
 75.86% \_ 0.22 \_ RISE \_ 3 days \_ AFTER \_ G-Ma150Ur \_ 29  
 68.60% \_ 0.22 \_ RISE \_ 3 days \_ AFTER \_ H-Me0Ju \_ 86  
 76.19% \_ 0.31 \_ RISE \_ 3 days \_ AFTER \_ H-Ve30Ma \_ 42  
 78.79% \_ 0.26 \_ RISE \_ 3 days \_ AFTER \_ H-Ve0Ju \_ 33  
 68.42% \_ 0.19 \_ RISE \_ 3 days \_ AFTER \_ H-Ea30Ju \_ 38  
 81.08% \_ 0.37 \_ RISE \_ 3 days \_ AFTER \_ H-Ea120Sa \_ 37

72.22% \_ 0.29 \_ RISE \_ 3 days \_ AFTER \_ H-Ea90Ur \_ 36  
 73.17% \_ 0.15 \_ RISE \_ 3 days \_ AFTER \_ H-Ea60Ne \_ 41  
 84.62% \_ 0.50 \_ RISE \_ 10 days \_ AFTER \_ G-Me180Sa \_ 26  
 80.77% \_ 0.60 \_ RISE \_ 10 days \_ AFTER \_ G-Ma30Ur \_ 26  
 68.29% \_ -0.72 \_ FALL \_ 1 days \_ AFTER \_ G-Mo180Ne \_ 41  
 67.57% \_ -0.24 \_ FALL \_ 1 days \_ AFTER \_ G-Me150Sa \_ 37  
 76.47% \_ -0.10 \_ FALL \_ 1 days \_ AFTER \_ G-Ve150Ur \_ 34  
 76.92% \_ -0.21 \_ FALL \_ 1 days \_ AFTER \_ H-Ve150PI \_ 52

(FJ) Fort James start Feb-13-1998

NONE

(FLE) Fleetwood Enterprises start Jan-3-1968

70.97% \_ 0.21 \_ RISE \_ 1 days \_ BEFORE \_ G-Me180Ur \_ 31  
 70.00% \_ 0.43 \_ RISE \_ 3 days \_ BEFORE \_ G-Ma150Ju \_ 30  
 68.09% \_ 0.45 \_ RISE \_ 3 days \_ BEFORE \_ H-Ve180Ju \_ 47  
 68.97% \_ 0.36 \_ RISE \_ 3 days \_ BEFORE \_ H-Ea0Ne \_ 29  
 78.12% \_ 0.33 \_ RISE \_ 3 days \_ BEFORE \_ H-Ma60Ne \_ 32  
 68.92% \_ 0.56 \_ RISE \_ 1 days \_ AFTER \_ G-Mo150Ma \_ 74  
 68.97% \_ 0.23 \_ RISE \_ 1 days \_ AFTER \_ G-Ve180PI \_ 29  
 80.77% \_ 0.29 \_ RISE \_ 1 days \_ AFTER \_ H-Ea120Ma \_ 26  
 70.97% \_ 0.28 \_ RISE \_ 3 days \_ AFTER \_ G-Ma30Sa \_ 31  
 70.97% \_ 0.37 \_ RISE \_ 3 days \_ AFTER \_ H-Ve180Ma \_ 31  
 68.18% \_ 0.37 \_ RISE \_ 3 days \_ AFTER \_ H-Ve0Ne \_ 44  
 74.07% \_ -0.15 \_ FALL \_ 1 days \_ AFTER \_ G-Me180Ju \_ 27  
 71.43% \_ -0.44 \_ FALL \_ 1 days \_ AFTER \_ G-Me180PI \_ 28  
 72.92% \_ -0.24 \_ FALL \_ 1 days \_ AFTER \_ G-Ve30Ju \_ 48  
 72.73% \_ -0.21 \_ FALL \_ 1 days \_ AFTER \_ G-Ve120Ne \_ 55  
 73.47% \_ -0.14 \_ FALL \_ 1 days \_ AFTER \_ H-Ea150PI \_ 49  
 74.07% \_ -0.27 \_ FALL \_ 3 days \_ AFTER \_ G-Ve180Ju \_ 27  
 68.57% \_ -0.32 \_ FALL \_ 3 days \_ AFTER \_ H-Ve150Ea \_ 35  
 84.62% \_ -0.42 \_ FALL \_ 3 days \_ AFTER \_ H-Ma30Sa \_ 26

(FLR) Fluor Corp start Jan-3-1968

67.57% \_ 0.68 \_ RISE \_ 1 days \_ BEFORE \_ G-Mo0Ve \_ 37  
 69.77% \_ 0.82 \_ RISE \_ 3 days \_ BEFORE \_ G-Ve90Ma \_ 43  
 70.00% \_ 0.60 \_ RISE \_ 3 days \_ BEFORE \_ G-Ma120Sa \_ 30  
 72.41% \_ -0.42 \_ FALL \_ 1 days \_ BEFORE \_ G-Me150Ma \_ 29  
 67.24% \_ -0.43 \_ FALL \_ 1 days \_ BEFORE \_ G-Ve120Sa \_ 58  
 67.92% \_ -0.49 \_ FALL \_ 1 days \_ BEFORE \_ G-Su150Sa \_ 53  
 67.24% \_ -0.44 \_ FALL \_ 1 days \_ BEFORE \_ G-Su90Ur \_ 58  
 67.24% \_ -0.46 \_ FALL \_ 1 days \_ BEFORE \_ G-Su90Ne \_ 58  
 74.29% \_ -0.45 \_ FALL \_ 1 days \_ BEFORE \_ G-Ma150Sa \_ 35

76.92% -0.41 FALL 1 days BEFORE H-Ea0Sa 26  
 70.00% -0.33 FALL 1 days BEFORE H-Ea180Ur 30  
 77.78% -0.81 FALL 3 days BEFORE G-Ve0Sa 27  
 71.43% -0.80 FALL 3 days BEFORE G-Ma150Sa 35  
 73.33% -0.88 FALL 3 days BEFORE G-Ma30Ne 30  
 68.97% -0.97 FALL 3 days BEFORE H-Ea150Ma 29  
 71.43% -0.74 FALL 3 days BEFORE H-Ea0Sa 28  
 73.33% -0.52 FALL 3 days BEFORE H-Ma150Ur 30  
 71.05% 0.70 RISE 1 days AFTER G-Mo0Me 38  
 69.23% 0.69 RISE 1 days AFTER G-Mo0Su 39  
 70.00% 0.71 RISE 1 days AFTER G-Mo180Ur 40  
 70.00% 0.57 RISE 1 days AFTER G-Ve0Ju 30  
 72.34% 0.42 RISE 1 days AFTER G-Su60Ju 47  
 76.92% 0.43 RISE 1 days AFTER H-Ea120Ma 26  
 69.70% 0.66 RISE 3 days AFTER G-Me180Sa 33  
 68.25% 0.85 RISE 3 days AFTER G-Ve150PI 63  
 70.97% 0.56 RISE 3 days AFTER G-Ma60Ju 31  
 68.97% 0.88 RISE 3 days AFTER G-Ma60Ne 29  
 68.75% 0.91 RISE 3 days AFTER G-Ma90PI 32  
 71.43% 1.00 RISE 3 days AFTER H-Ea120Ma 28  
 72.41% -0.44 FALL 1 days AFTER G-Ma60Sa 29  
 70.27% -0.44 FALL 1 days AFTER G-Ma150PI 37  
 69.77% -0.73 FALL 1 days AFTER H-Ve0Ur 43  
 72.73% -0.39 FALL 1 days AFTER H-Ve0PI 44  
 71.43% -0.52 FALL 1 days AFTER H-Ea0Ju 28  
 74.07% -0.58 FALL 1 days AFTER H-Ma90Sa 27  
 76.67% -0.39 FALL 1 days AFTER H-Ma150PI 30  
 68.57% -0.75 FALL 3 days AFTER G-Me90Ne 70  
 70.00% -0.81 FALL 3 days AFTER G-Ve180Sa 30  
 68.75% -0.72 FALL 3 days AFTER G-Ma60Ur 32

(FLT) Fleet Financial Group start Oct-16-1973

73.17% 0.50 RISE 1 days BEFORE G-Mo180Ma 41  
 73.08% 0.17 RISE 1 days BEFORE G-Ve30Su 52  
 73.17% 0.17 RISE 1 days BEFORE G-Ve30Ur 41  
 68.18% 0.22 RISE 1 days BEFORE G-Ve30PI 44  
 68.57% 0.14 RISE 1 days BEFORE H-Ea150PI 35  
 68.75% 0.24 RISE 3 days BEFORE G-Me0PI 32  
 67.39% -0.12 FALL 1 days BEFORE G-Me150Sa 46  
 69.23% -0.17 FALL 1 days BEFORE H-Ea60Sa 39  
 70.73% -0.15 FALL 3 days BEFORE G-Me0Ma 41  
 71.70% -0.23 FALL 3 days BEFORE G-Me150Sa 53  
 72.22% 0.13 RISE 1 days AFTER G-Me30Sa 54

67.86% 0.18 RISE 1 days AFTER H-Me180Ju 84  
 70.31% 0.18 RISE 1 days AFTER H-Ve30PI 64  
 69.39% 0.19 RISE 3 days AFTER G-Me120PI 49  
 70.18% 0.32 RISE 3 days AFTER G-Ve30Su 57  
 83.72% 0.25 RISE 3 days AFTER G-Ve150Ur 43  
 75.51% 0.36 RISE 3 days AFTER G-Ve30Ne 49  
 70.00% 0.27 RISE 3 days AFTER H-Ve120Ea 30  
 71.11% 0.28 RISE 3 days AFTER H-Ea150Sa 45  
 70.21% -0.14 FALL 1 days AFTER G-Me120Sa 47  
 72.97% -0.17 FALL 1 days AFTER G-Su120Ur 37

(FMC) FMC Corp start Aug-26-1969

67.65% 0.54 RISE 1 days BEFORE G-Mo0Ve 34  
 69.77% 0.53 RISE 1 days BEFORE H-Ve180Ne 43  
 68.42% -0.56 FALL 1 days BEFORE G-Me0Ne 38  
 74.07% -0.55 FALL 1 days BEFORE G-Ma60Ne 27  
 76.92% -0.46 FALL 1 days BEFORE H-Ea90Ur 52  
 68.18% -0.85 FALL 3 days BEFORE G-Me0Ma 44  
 67.57% 0.51 RISE 1 days AFTER G-Mo0Me 37  
 69.44% 0.68 RISE 1 days AFTER G-Mo180Ve 36  
 68.75% 0.47 RISE 1 days AFTER G-Me120Ma 32  
 67.92% 0.39 RISE 1 days AFTER G-Me120PI 53  
 68.00% 0.69 RISE 1 days AFTER H-Ve90Ur 75  
 80.00% 0.41 RISE 1 days AFTER H-Ma120Ur 25  
 69.49% 0.94 RISE 3 days AFTER G-Me150Sa 59  
 84.62% 0.61 RISE 3 days AFTER G-Ve0Ma 26  
 69.81% 1.05 RISE 3 days AFTER G-Ve60Sa 53  
 69.39% 0.91 RISE 3 days AFTER G-Su150PI 49  
 71.43% 0.87 RISE 3 days AFTER H-Ea120Ma 28  
 70.00% 0.89 RISE 3 days AFTER H-Ma120Ur 30  
 75.00% 1.16 RISE 3 days AFTER H-Ma30Ne 28  
 71.11% -0.43 FALL 1 days AFTER G-Su150Ju 45  
 73.58% -0.54 FALL 1 days AFTER H-Ve120Ma 53  
 71.43% -0.53 FALL 1 days AFTER H-Ea120Ne 49  
 70.00% -1.07 FALL 3 days AFTER H-Ea150Ur 50

(FMY) Meyer (Fred) start Oct-30-1986

68.42% 0.87 RISE 1 days BEFORE G-Mo180Ne 38  
 69.70% 0.48 RISE 3 days BEFORE H-Ve90Ju 33  
 69.44% 0.89 RISE 3 days BEFORE H-Ve120Ne 36  
 68.42% -0.33 FALL 1 days BEFORE H-Me0Ma 38  
 68.97% -0.70 FALL 1 days BEFORE H-Ve90Sa 29  
 68.97% -0.84 FALL 3 days BEFORE G-Me150Ju 29

68.18% \_ 0.68 \_ RISE \_ 1 days \_ AFTER \_ G-Mo90Su \_ 66  
 67.12% \_ 0.66 \_ RISE \_ 1 days \_ AFTER \_ G-Mo150Ma \_ 73  
 72.15% \_ 0.89 \_ RISE \_ 1 days \_ AFTER \_ G-Mo150Ne \_ 79  
 67.50% \_ 0.58 \_ RISE \_ 1 days \_ AFTER \_ G-Mo0PI \_ 40  
 71.43% \_ 0.52 \_ RISE \_ 1 days \_ AFTER \_ G-Me60Ur \_ 28  
 71.43% \_ 0.54 \_ RISE \_ 1 days \_ AFTER \_ H-Me150Ea \_ 56  
 78.05% \_ 0.41 \_ RISE \_ 1 days \_ AFTER \_ H-Me180Ur \_ 41  
 67.44% \_ 0.38 \_ RISE \_ 1 days \_ AFTER \_ H-Me180Ne \_ 43  
 78.12% \_ 0.54 \_ RISE \_ 1 days \_ AFTER \_ H-Ve120Sa \_ 32  
 71.43% \_ 1.11 \_ RISE \_ 3 days \_ AFTER \_ G-Me60Ur \_ 28  
 68.89% \_ 0.93 \_ RISE \_ 3 days \_ AFTER \_ H-Me0Ju \_ 45  
 72.73% \_ 0.90 \_ RISE \_ 3 days \_ AFTER \_ H-Ve150Ju \_ 33  
 72.73% \_ 0.83 \_ RISE \_ 3 days \_ AFTER \_ H-Ve90Sa \_ 33  
 71.43% \_ -0.42 \_ FALL \_ 1 days \_ AFTER \_ H-Ve90PI \_ 35  
 68.97% \_ -0.74 \_ FALL \_ 3 days \_ AFTER \_ G-Me150Ju \_ 29  
 71.43% \_ -0.69 \_ FALL \_ 3 days \_ AFTER \_ G-Me30PI \_ 28  
 69.44% \_ -0.62 \_ FALL \_ 3 days \_ AFTER \_ H-Me0Ma \_ 36  
 72.73% \_ -0.73 \_ FALL \_ 3 days \_ AFTER \_ H-Ve150Ur \_ 33

(FNM) Fannie Mae start April-7-1970

67.57% \_ 1.00 \_ RISE \_ 1 days \_ BEFORE \_ G-Mo0Me \_ 37  
 75.00% \_ 0.44 \_ RISE \_ 1 days \_ BEFORE \_ G-Me30Ne \_ 32  
 68.57% \_ 0.54 \_ RISE \_ 3 days \_ BEFORE \_ G-Me30Ju \_ 35  
 71.88% \_ 0.72 \_ RISE \_ 3 days \_ BEFORE \_ G-Me30Ne \_ 32  
 68.97% \_ 0.73 \_ RISE \_ 3 days \_ BEFORE \_ G-Ve30Su \_ 29  
 70.97% \_ 0.68 \_ RISE \_ 3 days \_ BEFORE \_ H-Me180Ve \_ 31  
 69.44% \_ 0.55 \_ RISE \_ 3 days \_ BEFORE \_ H-Ve120Ju \_ 36  
 70.00% \_ 0.76 \_ RISE \_ 3 days \_ BEFORE \_ H-Ve60Ne \_ 40  
 86.96% \_ 0.80 \_ RISE \_ 10 days \_ BEFORE \_ G-Ve90Ju \_ 23  
 79.31% \_ -0.42 \_ FALL \_ 1 days \_ BEFORE \_ G-Me150Ju \_ 29  
 67.57% \_ -0.26 \_ FALL \_ 1 days \_ BEFORE \_ H-Ve150Ur \_ 37  
 72.15% \_ 0.93 \_ RISE \_ 1 days \_ AFTER \_ G-Mo60Sa \_ 79  
 75.00% \_ 0.92 \_ RISE \_ 1 days \_ AFTER \_ G-Mo180PI \_ 40  
 74.07% \_ 0.29 \_ RISE \_ 1 days \_ AFTER \_ G-Me90Ne \_ 27  
 68.42% \_ 0.39 \_ RISE \_ 1 days \_ AFTER \_ H-Ve90Ne \_ 38  
 78.95% \_ 0.20 \_ RISE \_ 1 days \_ AFTER \_ H-Ve30PI \_ 38  
 71.43% \_ 0.54 \_ RISE \_ 3 days \_ AFTER \_ G-Me60Ve \_ 28  
 80.00% \_ 0.67 \_ RISE \_ 3 days \_ AFTER \_ G-Me90Ju \_ 25  
 70.00% \_ 0.45 \_ RISE \_ 3 days \_ AFTER \_ G-Me120Ne \_ 30  
 71.05% \_ 0.49 \_ RISE \_ 3 days \_ AFTER \_ H-Ve60Sa \_ 38  
 71.79% \_ 0.32 \_ RISE \_ 3 days \_ AFTER \_ H-Ve90Ur \_ 39  
 68.42% \_ 0.63 \_ RISE \_ 3 days \_ AFTER \_ H-Ve90Ne \_ 38  
 68.75% \_ -0.22 \_ FALL \_ 1 days \_ AFTER \_ G-Me60Ne \_ 32

70.00% \_ -0.38 \_ FALL \_ 1 days \_ AFTER \_ H-Ve60Ne \_ 40  
 74.07% \_ -0.73 \_ FALL \_ 3 days \_ AFTER \_ H-Ve150Ma \_ 27  
 77.50% \_ -0.58 \_ FALL \_ 3 days \_ AFTER \_ H-Ve60Ne \_ 40

(FO) Fortune Brands start Feb-13-1998

NONE

(FON) Sprint Corp start Jan-3-1968

67.65% \_ 1.02 \_ RISE \_ 1 days \_ BEFORE \_ G-Mo0Me \_ 34  
 68.00% \_ 0.70 \_ RISE \_ 1 days \_ BEFORE \_ G-Mo150Ve \_ 75  
 68.42% \_ 0.95 \_ RISE \_ 1 days \_ BEFORE \_ G-Mo0Su \_ 38  
 71.88% \_ 0.21 \_ RISE \_ 1 days \_ BEFORE \_ G-Ma30PI \_ 32  
 68.83% \_ 0.32 \_ RISE \_ 3 days \_ BEFORE \_ G-Me30Ju \_ 77  
 68.75% \_ 0.38 \_ RISE \_ 3 days \_ BEFORE \_ G-Ma60Ur \_ 32  
 69.33% \_ 0.96 \_ RISE \_ 1 days \_ AFTER \_ G-Mo30Sa \_ 75  
 71.88% \_ 0.32 \_ RISE \_ 1 days \_ AFTER \_ G-Me0Ne \_ 32  
 72.41% \_ 0.26 \_ RISE \_ 1 days \_ AFTER \_ G-Me180PI \_ 29  
 68.97% \_ 0.26 \_ RISE \_ 1 days \_ AFTER \_ G-Ve120Ma \_ 29  
 75.00% \_ 0.27 \_ RISE \_ 1 days \_ AFTER \_ G-Ve0Ne \_ 28  
 74.07% \_ 0.36 \_ RISE \_ 1 days \_ AFTER \_ H-Ma120PI \_ 27  
 68.97% \_ 0.65 \_ RISE \_ 3 days \_ AFTER \_ G-Ma90Ju \_ 29  
 68.97% \_ 0.37 \_ RISE \_ 3 days \_ AFTER \_ G-Ma120Sa \_ 29  
 75.56% \_ 0.49 \_ RISE \_ 3 days \_ AFTER \_ H-Ve0Ne \_ 45  
 80.77% \_ 0.69 \_ RISE \_ 3 days \_ AFTER \_ H-Ea120Ma \_ 26  
 68.97% \_ 0.61 \_ RISE \_ 3 days \_ AFTER \_ H-Ma30PI \_ 29  
 85.19% \_ -0.57 \_ FALL \_ 3 days \_ AFTER \_ G-Me180Ur \_ 27

(FORE) FORE Systems start May-25-1994

76.67% \_ 1.75 \_ RISE \_ 3 days \_ BEFORE \_ H-Me120Ea \_ 30  
 71.05% \_ 1.18 \_ RISE \_ 3 days \_ BEFORE \_ H-Me60Ju \_ 38  
 68.00% \_ -0.71 \_ FALL \_ 1 days \_ BEFORE \_ G-Mo150Me \_ 75  
 68.42% \_ -1.22 \_ FALL \_ 3 days \_ BEFORE \_ H-Me60Sa \_ 38  
 68.42% \_ 1.46 \_ RISE \_ 3 days \_ AFTER \_ H-Me120Sa \_ 38  
 67.65% \_ -0.47 \_ FALL \_ 1 days \_ AFTER \_ G-Mo180Ve \_ 34

(FPL) FPL Group start Jan-3-1968

67.09% \_ 0.45 \_ RISE \_ 1 days \_ BEFORE \_ G-Mo150Ne \_ 79  
 70.00% \_ 0.17 \_ RISE \_ 1 days \_ BEFORE \_ G-Me180Ur \_ 30  
 71.05% \_ 0.28 \_ RISE \_ 1 days \_ BEFORE \_ G-Me0PI \_ 38  
 74.07% \_ 0.28 \_ RISE \_ 1 days \_ BEFORE \_ G-Ma30Ju \_ 27  
 68.97% \_ 0.30 \_ RISE \_ 1 days \_ BEFORE \_ G-Ma30Ur \_ 29  
 75.00% \_ 0.28 \_ RISE \_ 1 days \_ BEFORE \_ G-Ma90Ur \_ 28  
 68.57% \_ 0.21 \_ RISE \_ 1 days \_ BEFORE \_ G-Ma150Ne \_ 35



76.92% \_ 0.43 \_ RISE \_ 3 days \_ BEFORE \_ G-Su150Ma \_ 26  
 68.97% \_ 0.41 \_ RISE \_ 3 days \_ BEFORE \_ G-Ma60Ne \_ 29  
 68.97% \_ 0.38 \_ RISE \_ 3 days \_ BEFORE \_ H-Ea0PI \_ 29  
 74.07% \_ -0.16 \_ FALL \_ 1 days \_ BEFORE \_ G-Ma90Ju \_ 27  
 68.00% \_ -0.23 \_ FALL \_ 1 days \_ BEFORE \_ H-Ea90Sa \_ 50  
 69.23% \_ -0.27 \_ FALL \_ 1 days \_ BEFORE \_ H-Ea120PI \_ 52  
 72.41% \_ -0.35 \_ FALL \_ 1 days \_ BEFORE \_ H-Ma30Sa \_ 29  
 68.57% \_ -0.62 \_ FALL \_ 3 days \_ BEFORE \_ G-Me180Sa \_ 35  
 74.36% \_ 0.44 \_ RISE \_ 1 days \_ AFTER \_ G-Mo180Ur \_ 39  
 80.00% \_ 0.27 \_ RISE \_ 1 days \_ AFTER \_ G-Me120Ma \_ 30  
 70.00% \_ 0.32 \_ RISE \_ 1 days \_ AFTER \_ G-Me180Sa \_ 30  
 72.97% \_ 0.36 \_ RISE \_ 1 days \_ AFTER \_ H-Ve180Ur \_ 37  
 67.06% \_ 0.27 \_ RISE \_ 1 days \_ AFTER \_ H-Ve90Ne \_ 85  
 74.00% \_ 0.21 \_ RISE \_ 1 days \_ AFTER \_ H-Ea30Ur \_ 50  
 70.21% \_ 0.22 \_ RISE \_ 1 days \_ AFTER \_ H-Ea150PI \_ 47  
 86.96% \_ 0.21 \_ RISE \_ 1 days \_ AFTER \_ H-Ma60Ne \_ 23  
 68.97% \_ 0.31 \_ RISE \_ 3 days \_ AFTER \_ G-Ve180Sa \_ 29  
 80.65% \_ 0.49 \_ RISE \_ 3 days \_ AFTER \_ G-Ma90PI \_ 31  
 68.54% \_ 0.38 \_ RISE \_ 3 days \_ AFTER \_ H-Ve120Ur \_ 89  
 71.43% \_ -0.24 \_ FALL \_ 1 days \_ AFTER \_ G-Su60Ne \_ 42  
 71.74% \_ -0.15 \_ FALL \_ 1 days \_ AFTER \_ H-Ea150Ju \_ 46

(FRE) Freddie Mac start Aug-14-1989

74.07% \_ 0.58 \_ RISE \_ 3 days \_ BEFORE \_ H-Ve150Ju \_ 27  
 72.41% \_ 0.39 \_ RISE \_ 3 days \_ BEFORE \_ H-Ve150PI \_ 29  
 70.27% \_ -0.55 \_ FALL \_ 1 days \_ BEFORE \_ G-Mo180Me \_ 37  
 72.41% \_ -0.30 \_ FALL \_ 1 days \_ BEFORE \_ H-Ve150Ur \_ 29  
 68.57% \_ 0.59 \_ RISE \_ 1 days \_ AFTER \_ G-Mo180Ve \_ 35  
 73.17% \_ 0.71 \_ RISE \_ 1 days \_ AFTER \_ G-Mo180PI \_ 41  
 70.69% \_ 0.37 \_ RISE \_ 1 days \_ AFTER \_ H-Me90Ea \_ 58  
 68.97% \_ 0.26 \_ RISE \_ 1 days \_ AFTER \_ H-Ve120Ju \_ 29  
 67.74% \_ 0.32 \_ RISE \_ 1 days \_ AFTER \_ H-Ve90Ne \_ 31  
 71.05% \_ 0.55 \_ RISE \_ 3 days \_ AFTER \_ H-Me0Ju \_ 38  
 69.33% \_ 0.46 \_ RISE \_ 3 days \_ AFTER \_ H-Me90Ju \_ 75  
 77.42% \_ 0.49 \_ RISE \_ 3 days \_ AFTER \_ H-Ve90Ne \_ 31  
 70.97% \_ 0.58 \_ RISE \_ 3 days \_ AFTER \_ H-Ve60PI \_ 31  
 84.62% \_ -0.34 \_ FALL \_ 1 days \_ AFTER \_ G-Me30PI \_ 26  
 68.97% \_ -0.25 \_ FALL \_ 1 days \_ AFTER \_ H-Ve30Ju \_ 29  
 74.19% \_ -0.61 \_ FALL \_ 3 days \_ AFTER \_ H-Ve60Ne \_ 31

(FRO) Frontier Corp start Jan-3-1968

73.53% \_ 0.54 \_ RISE \_ 1 days \_ BEFORE \_ G-Mo0Ve \_ 34  
 71.79% \_ 0.44 \_ RISE \_ 1 days \_ BEFORE \_ G-Mo180Ur \_ 39

68.97% \_ 0.09 \_ RISE \_ 1 days \_ BEFORE \_ G-Su30Ma \_ 29  
 68.97% \_ 0.15 \_ RISE \_ 1 days \_ BEFORE \_ G-Ma60Ur \_ 29  
 68.97% \_ 0.30 \_ RISE \_ 1 days \_ BEFORE \_ G-Ma90Ur \_ 29  
 68.75% \_ 0.29 \_ RISE \_ 3 days \_ BEFORE \_ G-Ve0Ur \_ 32  
 76.92% \_ 0.31 \_ RISE \_ 3 days \_ BEFORE \_ G-Su60Ma \_ 26  
 76.92% \_ 0.21 \_ RISE \_ 3 days \_ BEFORE \_ G-Su120Ma \_ 26  
 72.73% \_ 0.21 \_ RISE \_ 3 days \_ BEFORE \_ G-Ma30Ur \_ 33  
 75.00% \_ 0.29 \_ RISE \_ 3 days \_ BEFORE \_ G-Ma60Ur \_ 32  
 70.00% \_ 0.41 \_ RISE \_ 3 days \_ BEFORE \_ G-Ma90Ur \_ 30  
 72.41% \_ -0.15 \_ FALL \_ 1 days \_ BEFORE \_ H-Ma150Sa \_ 29  
 68.75% \_ -0.30 \_ FALL \_ 3 days \_ BEFORE \_ H-Ma120Ne \_ 32  
 67.50% \_ 0.15 \_ RISE \_ 1 days \_ AFTER \_ G-Me0Ma \_ 40  
 71.88% \_ 0.18 \_ RISE \_ 1 days \_ AFTER \_ G-Ve90Ma \_ 32  
 69.81% \_ 0.20 \_ RISE \_ 1 days \_ AFTER \_ G-Ve150Ju \_ 53  
 76.92% \_ 0.14 \_ RISE \_ 1 days \_ AFTER \_ G-Ve0Sa \_ 26  
 80.77% \_ 0.15 \_ RISE \_ 1 days \_ AFTER \_ G-Ve180Ur \_ 26  
 77.78% \_ 0.22 \_ RISE \_ 1 days \_ AFTER \_ G-Ve0Ne \_ 27  
 68.97% \_ 0.20 \_ RISE \_ 1 days \_ AFTER \_ H-Ve90Ea \_ 29  
 71.70% \_ 0.22 \_ RISE \_ 1 days \_ AFTER \_ H-Ea150Ur \_ 53  
 72.41% \_ 0.14 \_ RISE \_ 1 days \_ AFTER \_ H-Ma150Sa \_ 29  
 71.43% \_ 0.43 \_ RISE \_ 3 days \_ AFTER \_ G-Me180Ne \_ 28  
 69.64% \_ 0.28 \_ RISE \_ 3 days \_ AFTER \_ G-Ve30Ne \_ 56  
 68.42% \_ 0.23 \_ RISE \_ 3 days \_ AFTER \_ G-Su60Ur \_ 57  
 71.15% \_ 0.27 \_ RISE \_ 3 days \_ AFTER \_ G-Su120PI \_ 52  
 71.88% \_ 0.31 \_ RISE \_ 3 days \_ AFTER \_ G-Ma120Ur \_ 32  
 72.41% \_ 0.25 \_ RISE \_ 3 days \_ AFTER \_ G-Ma60Ne \_ 29  
 71.43% \_ 0.19 \_ RISE \_ 3 days \_ AFTER \_ H-Ve180Ju \_ 42  
 74.51% \_ 0.31 \_ RISE \_ 3 days \_ AFTER \_ H-Ea30Ju \_ 51  
 73.21% \_ 0.35 \_ RISE \_ 3 days \_ AFTER \_ H-Ea150Ur \_ 56  
 79.31% \_ -0.12 \_ FALL \_ 1 days \_ AFTER \_ G-Ma150Ur \_ 29  
 70.97% \_ -0.28 \_ FALL \_ 1 days \_ AFTER \_ G-Ma150PI \_ 31  
 70.00% \_ -0.16 \_ FALL \_ 1 days \_ AFTER \_ H-Ve180Ne \_ 40  
 69.23% \_ -0.13 \_ FALL \_ 1 days \_ AFTER \_ H-Ea120PI \_ 52  
 73.33% \_ -0.25 \_ FALL \_ 3 days \_ AFTER \_ G-Ve0Ju \_ 30  
 68.00% \_ -0.38 \_ FALL \_ 3 days \_ AFTER \_ G-Su120Ju \_ 50

(FSR) -Firstar Corp start Sept-14-1971

67.50% \_ 0.72 \_ RISE \_ 1 days \_ BEFORE \_ G-Mo180Ma \_ 40  
 68.29% \_ 0.21 \_ RISE \_ 1 days \_ BEFORE \_ G-Su120Ju \_ 41  
 78.57% \_ 0.25 \_ RISE \_ 1 days \_ BEFORE \_ G-Ma60Ju \_ 28  
 71.43% \_ 0.37 \_ RISE \_ 1 days \_ BEFORE \_ H-Ve180Sa \_ 35  
 68.89% \_ 0.36 \_ RISE \_ 3 days \_ BEFORE \_ G-Su30Ju \_ 45  
 74.19% \_ 0.43 \_ RISE \_ 3 days \_ BEFORE \_ G-Ma90Ne \_ 31

69.70% \_ 0.27 \_ RISE \_ 3 days \_ BEFORE \_ H-Ve120Ea \_ 33  
 69.05% \_ 0.26 \_ RISE \_ 3 days \_ BEFORE \_ H-Ea120Ju \_ 42  
 67.11% \_ 0.68 \_ RISE \_ 1 days \_ AFTER \_ G-Mo150Me \_ 76  
 69.81% \_ 0.16 \_ RISE \_ 1 days \_ AFTER \_ G-Me90Ur \_ 53  
 67.92% \_ 0.24 \_ RISE \_ 1 days \_ AFTER \_ G-Me90PI \_ 53  
 80.00% \_ 0.15 \_ RISE \_ 1 days \_ AFTER \_ G-Ve60Ma \_ 25  
 68.42% \_ 0.17 \_ RISE \_ 1 days \_ AFTER \_ G-Ve150Ju \_ 38  
 76.92% \_ 0.34 \_ RISE \_ 1 days \_ AFTER \_ G-Su90Ne \_ 39  
 72.50% \_ 0.16 \_ RISE \_ 1 days \_ AFTER \_ G-Su120PI \_ 40  
 68.97% \_ 0.12 \_ RISE \_ 1 days \_ AFTER \_ H-Ma150Ne \_ 29  
 68.89% \_ 0.58 \_ RISE \_ 3 days \_ AFTER \_ G-Su90Ne \_ 45  
 69.70% \_ 0.55 \_ RISE \_ 3 days \_ AFTER \_ H-Ve150Ea \_ 33  
 77.14% \_ 0.36 \_ RISE \_ 3 days \_ AFTER \_ H-Ve0Ne \_ 35  
 74.39% \_ 0.47 \_ RISE \_ 3 days \_ AFTER \_ H-Ve90Ne \_ 82  
 68.97% \_ 0.33 \_ RISE \_ 3 days \_ AFTER \_ H-Ma150Ne \_ 29  
 68.42% \_ -0.13 \_ FALL \_ 1 days \_ AFTER \_ H-Ve0Ju \_ 38  
 69.70% \_ -0.09 \_ FALL \_ 1 days \_ AFTER \_ H-Ve180Ur \_ 33  
 68.75% \_ -0.30 \_ FALL \_ 3 days \_ AFTER \_ H-Ea150PI \_ 48

(FTL) Fruit of The Loom start March-4-1987

68.42% \_ 0.43 \_ RISE \_ 1 days \_ BEFORE \_ G-Mo180Ju \_ 38  
 69.12% \_ 0.48 \_ RISE \_ 1 days \_ AFTER \_ H-Me120Ma \_ 68  
 78.12% \_ 0.50 \_ RISE \_ 1 days \_ AFTER \_ H-Ve30PI \_ 32  
 77.78% \_ 0.80 \_ RISE \_ 3 days \_ AFTER \_ G-Me60Ne \_ 27  
 75.86% \_ 0.97 \_ RISE \_ 3 days \_ AFTER \_ G-Me60PI \_ 29  
 68.57% \_ 0.77 \_ RISE \_ 3 days \_ AFTER \_ H-Ve120Ne \_ 35  
 68.57% \_ 0.70 \_ RISE \_ 3 days \_ AFTER \_ H-Ve30PI \_ 35  
 67.57% \_ -0.55 \_ FALL \_ 1 days \_ AFTER \_ G-Mo180Sa \_ 37  
 67.86% \_ -0.40 \_ FALL \_ 1 days \_ AFTER \_ H-Me90Ur \_ 84  
 78.95% \_ -0.44 \_ FALL \_ 1 days \_ AFTER \_ H-Me180Ne \_ 38  
 68.97% \_ -0.78 \_ FALL \_ 3 days \_ AFTER \_ G-Me30Ju \_ 29

(FTU) First Union start May-23-1972

71.79% \_ 0.69 \_ RISE \_ 1 days \_ BEFORE \_ G-Mo0Su \_ 39  
 75.00% \_ 1.01 \_ RISE \_ 1 days \_ BEFORE \_ G-Mo180Ma \_ 40  
 67.44% \_ 0.37 \_ RISE \_ 1 days \_ BEFORE \_ G-Me150Ne \_ 43  
 69.39% \_ 0.39 \_ RISE \_ 1 days \_ BEFORE \_ G-Me90PI \_ 49  
 71.79% \_ 0.37 \_ RISE \_ 1 days \_ BEFORE \_ G-Ve90Sa \_ 39  
 68.97% \_ 0.54 \_ RISE \_ 3 days \_ BEFORE \_ G-Ma150PI \_ 29  
 71.79% \_ 0.45 \_ RISE \_ 3 days \_ BEFORE \_ H-Ve0PI \_ 39  
 68.42% \_ 0.75 \_ RISE \_ 3 days \_ BEFORE \_ H-Ea60Ju \_ 38  
 91.30% \_ 1.48 \_ RISE \_ 10 days \_ BEFORE \_ H-Ea30Ma \_ 23  
 69.57% \_ -0.26 \_ FALL \_ 1 days \_ BEFORE \_ G-Ve60Ur \_ 46

67.53% \_ 0.75 \_ RISE \_ 1 days \_ AFTER \_ G-Mo60Su \_ 77  
 78.38% \_ 0.75 \_ RISE \_ 1 days \_ AFTER \_ G-Mo0Ju \_ 37  
 71.79% \_ 0.93 \_ RISE \_ 1 days \_ AFTER \_ G-Mo60Sa \_ 78  
 70.00% \_ 0.96 \_ RISE \_ 1 days \_ AFTER \_ G-Mo0Ur \_ 40  
 75.00% \_ 0.32 \_ RISE \_ 1 days \_ AFTER \_ G-Me30Ju \_ 48  
 67.44% \_ 0.30 \_ RISE \_ 1 days \_ AFTER \_ G-Me90Sa \_ 43  
 69.39% \_ 0.37 \_ RISE \_ 1 days \_ AFTER \_ G-Me90PI \_ 49  
 70.27% \_ 0.46 \_ RISE \_ 1 days \_ AFTER \_ G-Su90Ne \_ 37  
 70.00% \_ 0.38 \_ RISE \_ 1 days \_ AFTER \_ H-Ve150Ma \_ 40  
 67.24% \_ 0.35 \_ RISE \_ 1 days \_ AFTER \_ H-Ve150Sa \_ 58  
 67.80% \_ 0.41 \_ RISE \_ 1 days \_ AFTER \_ H-Ve90Ur \_ 59  
 81.48% \_ 0.55 \_ RISE \_ 1 days \_ AFTER \_ H-Ve180Ur \_ 27  
 70.00% \_ 0.56 \_ RISE \_ 3 days \_ AFTER \_ G-Ve30Ne \_ 50  
 70.83% \_ 0.59 \_ RISE \_ 3 days \_ AFTER \_ G-Ve150Ne \_ 48  
 70.27% \_ 0.66 \_ RISE \_ 3 days \_ AFTER \_ H-Ve180Ur \_ 37  
 68.63% \_ -0.30 \_ FALL \_ 1 days \_ AFTER \_ G-Me30PI \_ 51  
 72.22% \_ -0.27 \_ FALL \_ 1 days \_ AFTER \_ H-Ve60Ju \_ 54  
 70.27% \_ -0.46 \_ FALL \_ 1 days \_ AFTER \_ H-Ea90Ne \_ 37  
 68.25% \_ -0.64 \_ FALL \_ 3 days \_ AFTER \_ G-Me30PI \_ 63  
 88.00% \_ -2.68 \_ FALL \_ 3 days \_ AFTER \_ G-Ve60Ma \_ 25  
 69.57% \_ -0.59 \_ FALL \_ 3 days \_ AFTER \_ G-Su150Ne \_ 46  
 69.05% \_ -0.52 \_ FALL \_ 3 days \_ AFTER \_ H-Ea120Sa \_ 42

(FWC) Foster Wheeler start Jan-3-1968

67.35% \_ 0.35 \_ RISE \_ 1 days \_ BEFORE \_ G-Su60PI \_ 49  
 68.42% \_ 0.48 \_ RISE \_ 3 days \_ BEFORE \_ G-Ve90Ma \_ 38  
 72.41% \_ 0.48 \_ RISE \_ 3 days \_ BEFORE \_ G-Ma30Sa \_ 29  
 79.31% \_ -0.32 \_ FALL \_ 1 days \_ BEFORE \_ G-Me180PI \_ 29  
 72.41% \_ -0.45 \_ FALL \_ 1 days \_ BEFORE \_ G-Ve0Ma \_ 29  
 70.97% \_ -0.19 \_ FALL \_ 1 days \_ BEFORE \_ H-Ve30Ea \_ 31  
 69.70% \_ -0.31 \_ FALL \_ 1 days \_ BEFORE \_ H-Ve60Ea \_ 33  
 68.97% \_ -0.24 \_ FALL \_ 1 days \_ BEFORE \_ H-Ea30Ur \_ 58  
 67.80% \_ -0.29 \_ FALL \_ 1 days \_ BEFORE \_ H-Ea30PI \_ 59  
 74.07% \_ -0.18 \_ FALL \_ 1 days \_ BEFORE \_ H-Ma60Ju \_ 27  
 69.70% \_ -0.43 \_ FALL \_ 3 days \_ BEFORE \_ G-Me180PI \_ 33  
 71.43% \_ -0.78 \_ FALL \_ 3 days \_ BEFORE \_ G-Ve0Ma \_ 28  
 82.14% \_ -0.27 \_ FALL \_ 3 days \_ BEFORE \_ G-Su120Ma \_ 28  
 69.70% \_ -0.50 \_ FALL \_ 3 days \_ BEFORE \_ G-Ma120Ur \_ 33  
 75.00% \_ -0.51 \_ FALL \_ 3 days \_ BEFORE \_ H-Ea180Sa \_ 28  
 74.07% \_ -0.73 \_ FALL \_ 3 days \_ BEFORE \_ H-Ma90Ur \_ 27  
 68.57% \_ 0.31 \_ RISE \_ 1 days \_ AFTER \_ G-Mo0Me \_ 35  
 72.41% \_ 0.36 \_ RISE \_ 1 days \_ AFTER \_ G-Me180PI \_ 29  
 74.07% \_ 0.35 \_ RISE \_ 1 days \_ AFTER \_ G-Ma120Ju \_ 27

77.78% \_ 0.42 \_ RISE \_ 3 days \_ AFTER \_ G-Ma120Ju \_ 27  
 72.41% \_ 0.62 \_ RISE \_ 3 days \_ AFTER \_ H-Ma30Sa \_ 29  
 67.86% \_ -0.28 \_ FALL \_ 1 days \_ AFTER \_ G-Ve90Ur \_ 56  
 76.92% \_ -0.23 \_ FALL \_ 1 days \_ AFTER \_ G-Su90Ma \_ 26  
 67.31% \_ -0.27 \_ FALL \_ 1 days \_ AFTER \_ G-Su90PI \_ 52  
 70.00% \_ -0.28 \_ FALL \_ 1 days \_ AFTER \_ G-Ma60PI \_ 30  
 70.97% \_ -0.33 \_ FALL \_ 1 days \_ AFTER \_ G-Ma150PI \_ 31  
 67.35% \_ -0.31 \_ FALL \_ 1 days \_ AFTER \_ H-Ea120Ju \_ 49  
 76.67% \_ -0.40 \_ FALL \_ 3 days \_ AFTER \_ G-Me180Ju \_ 30  
 72.55% \_ -0.49 \_ FALL \_ 3 days \_ AFTER \_ G-Su60PI \_ 51  
 68.75% \_ -0.51 \_ FALL \_ 3 days \_ AFTER \_ G-Ma30Ur \_ 32  
 76.67% \_ -0.42 \_ FALL \_ 3 days \_ AFTER \_ G-Ma90Ur \_ 30  
 68.75% \_ -0.54 \_ FALL \_ 3 days \_ AFTER \_ G-Ma120Ne \_ 32  
 71.88% \_ -0.48 \_ FALL \_ 3 days \_ AFTER \_ H-Ve180Ma \_ 32  
 69.09% \_ -0.62 \_ FALL \_ 3 days \_ AFTER \_ H-Ea90Ne \_ 55  
 80.77% \_ -0.39 \_ FALL \_ 3 days \_ AFTER \_ H-Ma90Ju \_ 26

(G) Gillette start Jan-3-1968

70.00% \_ 0.12 \_ RISE \_ 1 days \_ BEFORE \_ G-Me180Ur \_ 30  
 73.33% \_ 0.06 \_ RISE \_ 1 days \_ BEFORE \_ H-Ea0Ur \_ 30  
 68.85% \_ 0.24 \_ RISE \_ 3 days \_ BEFORE \_ G-Ve120Ur \_ 61  
 68.42% \_ 0.15 \_ RISE \_ 3 days \_ BEFORE \_ G-Su120Ur \_ 57  
 68.97% \_ 0.13 \_ RISE \_ 3 days \_ BEFORE \_ G-Ma90Sa \_ 29  
 68.97% \_ 0.32 \_ RISE \_ 3 days \_ BEFORE \_ G-Ma120Sa \_ 29  
 75.00% \_ 0.10 \_ RISE \_ 3 days \_ BEFORE \_ H-Ma60Ne \_ 32  
 73.33% \_ 0.18 \_ RISE \_ 3 days \_ BEFORE \_ H-Ma90Ne \_ 30  
 70.97% \_ 0.22 \_ RISE \_ 3 days \_ BEFORE \_ H-Ma60PI \_ 31  
 70.59% \_ -0.10 \_ FALL \_ 1 days \_ BEFORE \_ G-Me150Ne \_ 68  
 69.44% \_ -0.11 \_ FALL \_ 1 days \_ BEFORE \_ G-Ma120Ur \_ 36  
 67.57% \_ 0.69 \_ RISE \_ 1 days \_ AFTER \_ G-Mo180Su \_ 38  
 68.18% \_ 0.07 \_ RISE \_ 1 days \_ AFTER \_ G-Me60Ve \_ 66  
 70.97% \_ 0.14 \_ RISE \_ 1 days \_ AFTER \_ G-Ma90Ju \_ 31  
 70.00% \_ 0.06 \_ RISE \_ 1 days \_ AFTER \_ G-Ma60Sa \_ 30  
 75.00% \_ 0.27 \_ RISE \_ 3 days \_ AFTER \_ G-Me180Ne \_ 32  
 69.70% \_ 0.14 \_ RISE \_ 3 days \_ AFTER \_ G-Ve0Ur \_ 33  
 70.00% \_ 0.13 \_ RISE \_ 3 days \_ AFTER \_ G-Su30Ma \_ 30  
 68.75% \_ 0.17 \_ RISE \_ 3 days \_ AFTER \_ H-Ma30Ne \_ 32  
 75.68% \_ -0.59 \_ FALL \_ 1 days \_ AFTER \_ G-Mo180Ma \_ 37  
 69.23% \_ -0.58 \_ FALL \_ 1 days \_ AFTER \_ G-Mo0Sa \_ 39  
 68.75% \_ -0.05 \_ FALL \_ 1 days \_ AFTER \_ G-Ma60Ur \_ 32  
 69.70% \_ -0.17 \_ FALL \_ 1 days \_ AFTER \_ G-Ma120Ne \_ 33  
 80.65% \_ -0.18 \_ FALL \_ 1 days \_ AFTER \_ G-Ma150PI \_ 31  
 68.18% \_ -0.18 \_ FALL \_ 1 days \_ AFTER \_ H-Ve180Ne \_ 44

80.77% \_ -0.09 \_ FALL \_ 3 days \_ AFTER \_ G-Ve150Ma \_ 27  
 68.97% \_ -0.40 \_ FALL \_ 3 days \_ AFTER \_ G-Ma150Ju \_ 29  
 72.73% \_ -0.29 \_ FALL \_ 3 days \_ AFTER \_ G-Ma150PI \_ 33

(GAP) Great Atlantic & Pacific Tea start Aug-26-1969

67.44% \_ 0.54 \_ RISE \_ 1 days \_ BEFORE \_ G-Me90Ma \_ 43  
 67.24% \_ 0.33 \_ RISE \_ 1 days \_ BEFORE \_ G-Me90Ur \_ 58  
 71.43% \_ 0.38 \_ RISE \_ 1 days \_ BEFORE \_ H-Ve150Ea \_ 28  
 72.34% \_ 0.73 \_ RISE \_ 3 days \_ BEFORE \_ H-Ea150Ju \_ 47  
 72.41% \_ -0.37 \_ FALL \_ 1 days \_ BEFORE \_ G-Ve180Sa \_ 29  
 68.18% \_ -0.47 \_ FALL \_ 1 days \_ BEFORE \_ G-Su60Ju \_ 44  
 68.57% \_ -0.33 \_ FALL \_ 1 days \_ BEFORE \_ G-Ma150Ne \_ 35  
 68.42% \_ -0.35 \_ FALL \_ 1 days \_ BEFORE \_ H-Ve60Sa \_ 76  
 73.68% \_ -0.32 \_ FALL \_ 1 days \_ BEFORE \_ H-Ve0PI \_ 38  
 67.35% \_ -0.36 \_ FALL \_ 1 days \_ BEFORE \_ H-Ea30Ur \_ 49  
 82.14% \_ -0.57 \_ FALL \_ 3 days \_ BEFORE \_ G-Ve0Ma \_ 28  
 78.57% \_ -0.74 \_ FALL \_ 3 days \_ BEFORE \_ G-Ma120Sa \_ 28  
 72.34% \_ 0.36 \_ RISE \_ 1 days \_ AFTER \_ G-Me150Ne \_ 47  
 70.77% \_ 0.39 \_ RISE \_ 1 days \_ AFTER \_ H-Ve120PI \_ 65  
 71.43% \_ 0.79 \_ RISE \_ 3 days \_ AFTER \_ G-Me180Sa \_ 28  
 71.70% \_ 0.65 \_ RISE \_ 3 days \_ AFTER \_ H-Ea150Ne \_ 53  
 69.15% \_ -0.43 \_ FALL \_ 1 days \_ AFTER \_ H-Me0Ne \_ 94  
 68.00% \_ -0.40 \_ FALL \_ 1 days \_ AFTER \_ H-Ve30Sa \_ 75  
 77.78% \_ -0.38 \_ FALL \_ 1 days \_ AFTER \_ H-Ve180Ne \_ 36  
 73.17% \_ -0.40 \_ FALL \_ 1 days \_ AFTER \_ H-Ea30Ju \_ 41  
 75.61% \_ -0.35 \_ FALL \_ 1 days \_ AFTER \_ H-Ea150Ur \_ 41  
 80.00% \_ -0.31 \_ FALL \_ 1 days \_ AFTER \_ H-Ma60Ur \_ 25  
 71.43% \_ -0.46 \_ FALL \_ 3 days \_ AFTER \_ G-Ma60Sa \_ 28  
 71.43% \_ -0.81 \_ FALL \_ 3 days \_ AFTER \_ G-Ma120Ne \_ 28  
 71.05% \_ -0.83 \_ FALL \_ 3 days \_ AFTER \_ H-Ve180Ur \_ 38  
 81.48% \_ -1.06 \_ FALL \_ 10 days \_ AFTER \_ G-Ve0Ju \_ 27

(GAS) NICOR Inc start Jan-8-1968

68.57% \_ 0.39 \_ RISE \_ 1 days \_ BEFORE \_ G-Mo0Su \_ 35  
 68.66% \_ 0.36 \_ RISE \_ 1 days \_ BEFORE \_ G-Mo60Su \_ 67  
 68.00% \_ 0.24 \_ RISE \_ 1 days \_ BEFORE \_ H-Ea120Ju \_ 50  
 70.59% \_ 0.21 \_ RISE \_ 1 days \_ BEFORE \_ H-Ea150Ur \_ 51  
 68.97% \_ 0.22 \_ RISE \_ 1 days \_ BEFORE \_ H-Ma90PI \_ 29  
 68.42% \_ 0.22 \_ RISE \_ 3 days \_ BEFORE \_ G-Me0Ne \_ 38  
 67.74% \_ -0.20 \_ FALL \_ 1 days \_ BEFORE \_ G-Ma60Ur \_ 31  
 68.75% \_ -0.14 \_ FALL \_ 1 days \_ BEFORE \_ H-Ea90Ju \_ 48  
 71.43% \_ -0.36 \_ FALL \_ 3 days \_ BEFORE \_ G-Ve0Sa \_ 28  
 71.05% \_ 0.19 \_ RISE \_ 1 days \_ AFTER \_ G-Me0Ma \_ 38

68.66% \_ 0.17 \_ RISE \_ 1 days \_ AFTER \_ G-Me60Ur \_ 67  
 70.00% \_ 0.18 \_ RISE \_ 1 days \_ AFTER \_ H-Ve60Ea \_ 30  
 67.57% \_ 0.27 \_ RISE \_ 1 days \_ AFTER \_ H-Ve180PI \_ 37  
 68.52% \_ 0.23 \_ RISE \_ 1 days \_ AFTER \_ H-Ea30Sa \_ 54  
 70.00% \_ 0.43 \_ RISE \_ 3 days \_ AFTER \_ G-Me180Sa \_ 30  
 72.22% \_ 0.33 \_ RISE \_ 3 days \_ AFTER \_ G-Ve90Ma \_ 36  
 70.00% \_ 0.39 \_ RISE \_ 3 days \_ AFTER \_ G-Su90PI \_ 51  
 71.88% \_ 0.35 \_ RISE \_ 3 days \_ AFTER \_ G-Ma60Ju \_ 32  
 68.97% \_ 0.34 \_ RISE \_ 3 days \_ AFTER \_ G-Ma120Sa \_ 29  
 69.81% \_ 0.34 \_ RISE \_ 3 days \_ AFTER \_ H-Ea30Sa \_ 53  
 67.65% \_ -0.18 \_ FALL \_ 1 days \_ AFTER \_ G-Me0Ur \_ 34  
 75.61% \_ -0.19 \_ FALL \_ 1 days \_ AFTER \_ G-Su60Sa \_ 41  
 74.07% \_ -0.20 \_ FALL \_ 1 days \_ AFTER \_ H-Ea180Sa \_ 27  
 69.44% \_ -0.35 \_ FALL \_ 3 days \_ AFTER \_ G-Me0Ur \_ 36  
 88.00% \_ -0.34 \_ FALL \_ 3 days \_ AFTER \_ G-Ma150Ju \_ 25  
 74.19% \_ -0.28 \_ FALL \_ 3 days \_ AFTER \_ G-Ma150Ur \_ 31  
 70.83% \_ -0.28 \_ FALL \_ 3 days \_ AFTER \_ H-Ea150Ju \_ 49  
 71.43% \_ -0.46 \_ FALL \_ 3 days \_ AFTER \_ H-Ma120Ju \_ 28

(GCI) Gannett Co start Jan-3-1968

69.44% \_ 0.29 \_ RISE \_ 1 days \_ BEFORE \_ G-Me0Ur \_ 36  
 75.00% \_ 0.41 \_ RISE \_ 1 days \_ BEFORE \_ H-Ma30Ne \_ 28  
 68.52% \_ 0.62 \_ RISE \_ 3 days \_ BEFORE \_ G-Ve90Sa \_ 54  
 74.36% \_ 0.72 \_ RISE \_ 3 days \_ BEFORE \_ H-Ve120Ea \_ 39  
 74.19% \_ 0.68 \_ RISE \_ 3 days \_ BEFORE \_ H-Ve0Ma \_ 31  
 68.97% \_ 0.87 \_ RISE \_ 3 days \_ BEFORE \_ H-Ma30Ur \_ 29  
 67.86% \_ -0.42 \_ FALL \_ 1 days \_ BEFORE \_ H-Ea90PI \_ 56  
 70.00% \_ -0.57 \_ FALL \_ 3 days \_ BEFORE \_ H-Ea0Ne \_ 30  
 78.57% \_ -0.61 \_ FALL \_ 3 days \_ BEFORE \_ H-Ma60Ur \_ 28  
 70.59% \_ 1.00 \_ RISE \_ 1 days \_ AFTER \_ G-Mo180Me \_ 34  
 69.44% \_ 1.06 \_ RISE \_ 1 days \_ AFTER \_ G-Mo180Su \_ 37  
 75.00% \_ 0.43 \_ RISE \_ 1 days \_ AFTER \_ G-Me180Sa \_ 28  
 68.75% \_ 0.59 \_ RISE \_ 1 days \_ AFTER \_ H-Ea120Ur \_ 48  
 72.41% \_ 0.51 \_ RISE \_ 1 days \_ AFTER \_ H-Ma90Ne \_ 29  
 71.43% \_ 0.94 \_ RISE \_ 3 days \_ AFTER \_ G-Me180Sa \_ 28  
 75.00% \_ 0.49 \_ RISE \_ 3 days \_ AFTER \_ G-Me0Ur \_ 40  
 69.44% \_ 0.62 \_ RISE \_ 3 days \_ AFTER \_ H-Ve30Ea \_ 36  
 84.62% \_ 0.47 \_ RISE \_ 3 days \_ AFTER \_ H-Ea180Ju \_ 26  
 70.00% \_ 0.44 \_ RISE \_ 3 days \_ AFTER \_ H-Ma120Ne \_ 30  
 71.88% \_ -0.41 \_ FALL \_ 1 days \_ AFTER \_ G-Me120Ma \_ 32  
 68.97% \_ -0.37 \_ FALL \_ 1 days \_ AFTER \_ G-Me180Ju \_ 29  
 71.43% \_ -0.30 \_ FALL \_ 1 days \_ AFTER \_ H-Ve90Ea \_ 28  
 67.35% \_ -0.37 \_ FALL \_ 1 days \_ AFTER \_ H-Ea60Sa \_ 49

72.41% \_ -0.56 \_ FALL \_ 3 days \_ AFTER \_ G-Ma90Sa \_ 29  
 71.43% \_ -0.38 \_ FALL \_ 3 days \_ AFTER \_ H-Ea150Ma \_ 28  
 68.97% \_ -0.48 \_ FALL \_ 3 days \_ AFTER \_ H-Ea0PI \_ 29

(GD) General Dynamics start Dec-24-1991

69.33% \_ 0.60 \_ RISE \_ 1 days \_ BEFORE \_ G-Mo60Ve \_ 75  
 68.97% \_ 0.37 \_ RISE \_ 1 days \_ BEFORE \_ H-Me120Ne \_ 58  
 72.41% \_ 0.62 \_ RISE \_ 3 days \_ BEFORE \_ H-Me0Ur \_ 29  
 68.42% \_ 0.58 \_ RISE \_ 3 days \_ BEFORE \_ H-Me120Ur \_ 57  
 82.05% \_ 0.55 \_ RISE \_ 1 days \_ AFTER \_ G-Mo0Ju \_ 39  
 68.42% \_ 0.86 \_ RISE \_ 3 days \_ AFTER \_ H-Me120Sa \_ 57  
 85.71% \_ 1.23 \_ RISE \_ 10 days \_ AFTER \_ H-Me180Ur \_ 28  
 71.43% \_ -0.62 \_ FALL \_ 3 days \_ AFTER \_ H-Me180Ne \_ 28

(GDT) Guidant Corp start Dec-16-1994

68.75% \_ 2.77 \_ RISE \_ 3 days \_ BEFORE \_ H-Me60Ne \_ 32  
 76.67% \_ 1.37 \_ RISE \_ 1 days \_ AFTER \_ H-Me60Ur \_ 30  
 78.79% \_ 1.31 \_ RISE \_ 1 days \_ AFTER \_ H-Me90PI \_ 33  
 70.00% \_ 2.00 \_ RISE \_ 3 days \_ AFTER \_ H-Me30Ma \_ 30  
 70.59% \_ 1.79 \_ RISE \_ 3 days \_ AFTER \_ H-Me150Ju \_ 34  
 71.88% \_ 2.23 \_ RISE \_ 3 days \_ AFTER \_ H-Me90Sa \_ 32  
 70.97% \_ 2.17 \_ RISE \_ 3 days \_ AFTER \_ H-Me150Ne \_ 31  
 78.12% \_ 2.11 \_ RISE \_ 3 days \_ AFTER \_ H-Me90PI \_ 32

(GDW) Golden West Financial start Jan-3-1968

74.07% \_ 0.23 \_ RISE \_ 1 days \_ BEFORE \_ G-Ma60Sa \_ 27  
 74.19% \_ 0.47 \_ RISE \_ 3 days \_ BEFORE \_ G-Ve0Ur \_ 31  
 68.97% \_ -0.24 \_ FALL \_ 1 days \_ BEFORE \_ G-Me180Ju \_ 29  
 70.59% \_ -0.25 \_ FALL \_ 1 days \_ BEFORE \_ G-Ve60Ma \_ 34  
 80.00% \_ -0.43 \_ FALL \_ 1 days \_ BEFORE \_ G-Su90Ma \_ 25  
 73.33% \_ -0.21 \_ FALL \_ 1 days \_ BEFORE \_ H-Ma30PI \_ 30  
 70.97% \_ -0.62 \_ FALL \_ 3 days \_ BEFORE \_ G-Me180Ju \_ 31  
 71.43% \_ -0.71 \_ FALL \_ 3 days \_ BEFORE \_ G-Su90Ma \_ 28  
 68.42% \_ 1.15 \_ RISE \_ 1 days \_ AFTER \_ G-Mo0Me \_ 38  
 73.53% \_ 1.12 \_ RISE \_ 1 days \_ AFTER \_ G-Mo180Su \_ 35  
 67.07% \_ 1.00 \_ RISE \_ 1 days \_ AFTER \_ G-Mo120Ur \_ 82  
 68.35% \_ 0.96 \_ RISE \_ 1 days \_ AFTER \_ G-Mo120Ne \_ 79  
 67.90% \_ 0.83 \_ RISE \_ 1 days \_ AFTER \_ G-Mo60PI \_ 81  
 67.19% \_ 0.23 \_ RISE \_ 1 days \_ AFTER \_ H-Me0Ve \_ 64  
 71.74% \_ 0.61 \_ RISE \_ 3 days \_ AFTER \_ G-Me0Ma \_ 46  
 70.00% \_ 0.53 \_ RISE \_ 3 days \_ AFTER \_ G-Me180Ne \_ 30  
 70.69% \_ 0.59 \_ RISE \_ 3 days \_ AFTER \_ G-Ve90Sa \_ 58  
 71.88% \_ 0.64 \_ RISE \_ 3 days \_ AFTER \_ G-Ma90PI \_ 32

69.57% \_ -0.22 \_ FALL \_ 1 days \_ AFTER \_ G-Me90Ma \_ 46  
 70.97% \_ -0.22 \_ FALL \_ 1 days \_ AFTER \_ H-Ve30Ea \_ 31  
 70.97% \_ -0.22 \_ FALL \_ 3 days \_ AFTER \_ G-Me180Ju \_ 31  
 68.57% \_ -0.71 \_ FALL \_ 3 days \_ AFTER \_ G-Ve0Ju \_ 35  
 68.97% \_ -0.56 \_ FALL \_ 3 days \_ AFTER \_ H-Ea0Ur \_ 29

(GE) General Electric start Jan-3-1968

68.42% \_ 1.22 \_ RISE \_ 1 days \_ BEFORE \_ G-Mo30Su \_ 76  
 68.42% \_ 0.95 \_ RISE \_ 1 days \_ BEFORE \_ G-Mo0Su \_ 38  
 71.05% \_ 1.17 \_ RISE \_ 1 days \_ BEFORE \_ G-Mo180Su \_ 38  
 67.65% \_ 0.34 \_ RISE \_ 1 days \_ BEFORE \_ G-Me180Sa \_ 34  
 67.74% \_ 0.22 \_ RISE \_ 1 days \_ BEFORE \_ G-Ve180Ur \_ 31  
 68.97% \_ 0.51 \_ RISE \_ 1 days \_ BEFORE \_ G-Ma30PI \_ 29  
 70.97% \_ 0.31 \_ RISE \_ 1 days \_ BEFORE \_ H-Ma30Ur \_ 31  
 70.00% \_ 0.24 \_ RISE \_ 1 days \_ BEFORE \_ H-Ma60Ne \_ 30  
 68.75% \_ 0.57 \_ RISE \_ 3 days \_ BEFORE \_ G-Me180Ne \_ 32  
 77.42% \_ 0.59 \_ RISE \_ 3 days \_ BEFORE \_ G-Ma90Sa \_ 31  
 68.89% \_ 0.58 \_ RISE \_ 3 days \_ BEFORE \_ H-Ve0Ju \_ 45  
 72.73% \_ 0.60 \_ RISE \_ 3 days \_ BEFORE \_ H-Ma90PI \_ 33  
 73.53% \_ -0.34 \_ FALL \_ 1 days \_ BEFORE \_ H-Ve60Ea \_ 34  
 68.97% \_ -0.23 \_ FALL \_ 1 days \_ BEFORE \_ H-Ea180Sa \_ 29  
 68.97% \_ -0.13 \_ FALL \_ 1 days \_ BEFORE \_ H-Ma90Ur \_ 29  
 75.00% \_ 1.15 \_ RISE \_ 1 days \_ AFTER \_ G-Mo0Me \_ 36  
 67.57% \_ 1.27 \_ RISE \_ 1 days \_ AFTER \_ G-Mo60Ve \_ 74  
 75.00% \_ 1.12 \_ RISE \_ 1 days \_ AFTER \_ G-Mo0Ju \_ 40  
 76.32% \_ 1.12 \_ RISE \_ 1 days \_ AFTER \_ G-Mo0Ur \_ 38  
 70.27% \_ 0.17 \_ RISE \_ 1 days \_ AFTER \_ G-Ve120Ma \_ 37  
 68.97% \_ 0.31 \_ RISE \_ 1 days \_ AFTER \_ G-Ve180Ju \_ 29  
 68.82% \_ 0.26 \_ RISE \_ 1 days \_ AFTER \_ H-Me0Ea \_ 93  
 69.89% \_ 0.61 \_ RISE \_ 3 days \_ AFTER \_ H-Ve90Ne \_ 93  
 72.41% \_ 0.76 \_ RISE \_ 3 days \_ AFTER \_ H-Ea180Ne \_ 29  
 74.07% \_ 0.35 \_ RISE \_ 3 days \_ AFTER \_ H-Ma30Ju \_ 27  
 68.75% \_ 0.67 \_ RISE \_ 3 days \_ AFTER \_ H-Ma120Ur \_ 32  
 84.62% \_ 0.74 \_ RISE \_ 10 days \_ AFTER \_ H-Ma30Ju \_ 26  
 81.25% \_ 0.97 \_ RISE \_ 10 days \_ AFTER \_ H-Ma120Ur \_ 32  
 67.57% \_ -0.26 \_ FALL \_ 1 days \_ AFTER \_ G-Me90PI \_ 74  
 71.43% \_ -0.21 \_ FALL \_ 1 days \_ AFTER \_ G-Ma120Ju \_ 28  
 78.12% \_ -0.22 \_ FALL \_ 1 days \_ AFTER \_ G-Ma150Ne \_ 32  
 68.54% \_ -0.31 \_ FALL \_ 1 days \_ AFTER \_ H-Ve60Ne \_ 89  
 72.41% \_ -0.27 \_ FALL \_ 1 days \_ AFTER \_ H-Ea180Sa \_ 29  
 72.41% \_ -0.32 \_ FALL \_ 1 days \_ AFTER \_ H-Ma90Ur \_ 29  
 75.86% \_ -0.22 \_ FALL \_ 1 days \_ AFTER \_ H-Ma150PI \_ 29

(GENZ) Genzyme General start June-5-1986

72.55% \_ 0.81 \_ RISE \_ 3 days \_ BEFORE \_ H-Me180Sa \_ 51  
 71.79% \_ 0.87 \_ RISE \_ 3 days \_ BEFORE \_ H-Ve60PI \_ 39  
 67.95% \_ -0.79 \_ FALL \_ 1 days \_ BEFORE \_ G-Mo60Sa \_ 78  
 68.42% \_ 0.82 \_ RISE \_ 1 days \_ AFTER \_ G-Mo0Ma \_ 38  
 75.00% \_ 0.68 \_ RISE \_ 3 days \_ AFTER \_ G-Me90Ne \_ 28  
 70.97% \_ 0.69 \_ RISE \_ 3 days \_ AFTER \_ G-Me60PI \_ 31  
 69.44% \_ -0.53 \_ FALL \_ 1 days \_ AFTER \_ H-Me0Ma \_ 36  
 69.70% \_ -0.53 \_ FALL \_ 1 days \_ AFTER \_ H-Ve30Ne \_ 33  
 68.97% \_ -0.58 \_ FALL \_ 3 days \_ AFTER \_ H-Me0Ve \_ 29  
 71.79% \_ -0.85 \_ FALL \_ 3 days \_ AFTER \_ H-Ve90PI \_ 39

(GIC) General Instrument start Feb-2-1998

NONE

(GIS) General Mills start Jan-3-1968

68.42% \_ 0.19 \_ RISE \_ 1 days \_ BEFORE \_ G-Su120PI \_ 57  
 67.65% \_ 0.19 \_ RISE \_ 1 days \_ BEFORE \_ G-Ma150PI \_ 34  
 75.68% \_ 0.25 \_ RISE \_ 1 days \_ BEFORE \_ H-Ve120Ea \_ 37  
 68.57% \_ 0.44 \_ RISE \_ 3 days \_ BEFORE \_ G-Me180Ur \_ 35  
 69.05% \_ 0.47 \_ RISE \_ 3 days \_ BEFORE \_ G-Me0PI \_ 42  
 74.19% \_ 0.42 \_ RISE \_ 3 days \_ BEFORE \_ G-Ma90Sa \_ 31  
 74.07% \_ 0.41 \_ RISE \_ 3 days \_ BEFORE \_ H-Ea180Ur \_ 27  
 69.70% \_ -0.20 \_ FALL \_ 1 days \_ BEFORE \_ G-Ve0PI \_ 33  
 70.18% \_ -0.33 \_ FALL \_ 1 days \_ BEFORE \_ G-Su30PI \_ 57  
 68.97% \_ -0.12 \_ FALL \_ 1 days \_ BEFORE \_ H-Ma150Ur \_ 29  
 68.57% \_ -0.50 \_ FALL \_ 3 days \_ BEFORE \_ G-Ma60PI \_ 35  
 73.33% \_ -0.64 \_ FALL \_ 3 days \_ BEFORE \_ H-Ea150Ma \_ 30  
 68.57% \_ 0.73 \_ RISE \_ 1 days \_ AFTER \_ G-Mo0Su \_ 35  
 68.29% \_ 0.66 \_ RISE \_ 1 days \_ AFTER \_ G-Mo180PI \_ 41  
 73.33% \_ 0.31 \_ RISE \_ 1 days \_ AFTER \_ G-Ve0Ur \_ 30  
 67.86% \_ 0.29 \_ RISE \_ 1 days \_ AFTER \_ G-Su120Sa \_ 56  
 73.33% \_ 0.24 \_ RISE \_ 1 days \_ AFTER \_ H-Ea120Ma \_ 30  
 88.00% \_ 0.22 \_ RISE \_ 1 days \_ AFTER \_ H-Ea180Ne \_ 25  
 69.49% \_ 0.48 \_ RISE \_ 3 days \_ AFTER \_ G-Su30PI \_ 59  
 68.75% \_ 0.41 \_ RISE \_ 3 days \_ AFTER \_ G-Ma90Ju \_ 32  
 70.59% \_ 0.49 \_ RISE \_ 3 days \_ AFTER \_ G-Ma150PI \_ 34  
 82.76% \_ 0.47 \_ RISE \_ 3 days \_ AFTER \_ H-Ea120Ma \_ 29  
 70.00% \_ -0.20 \_ FALL \_ 1 days \_ AFTER \_ G-Ve150Ur \_ 60  
 68.63% \_ -0.39 \_ FALL \_ 1 days \_ AFTER \_ G-Su150Ju \_ 51  
 73.33% \_ -0.25 \_ FALL \_ 1 days \_ AFTER \_ G-Ma120Ne \_ 30  
 67.31% \_ -0.22 \_ FALL \_ 1 days \_ AFTER \_ H-Ea90PI \_ 52

69.57% \_ -0.22 \_ FALL \_ 1 days \_ AFTER \_ G-Me90Ma \_ 46  
 70.97% \_ -0.22 \_ FALL \_ 1 days \_ AFTER \_ H-Ve30Ea \_ 31  
 70.97% \_ -0.22 \_ FALL \_ 3 days \_ AFTER \_ G-Me180Ju \_ 31  
 68.57% \_ -0.71 \_ FALL \_ 3 days \_ AFTER \_ G-Ve0Ju \_ 35  
 68.97% \_ -0.56 \_ FALL \_ 3 days \_ AFTER \_ H-Ea0Ur \_ 29

(GE) General Electric start Jan-3-1968

68.42% \_ 1.22 \_ RISE \_ 1 days \_ BEFORE \_ G-Mo30Su \_ 76  
 68.42% \_ 0.95 \_ RISE \_ 1 days \_ BEFORE \_ G-Mo0Su \_ 38  
 71.05% \_ 1.17 \_ RISE \_ 1 days \_ BEFORE \_ G-Mo180Su \_ 38  
 67.65% \_ 0.34 \_ RISE \_ 1 days \_ BEFORE \_ G-Me180Sa \_ 34  
 67.74% \_ 0.22 \_ RISE \_ 1 days \_ BEFORE \_ G-Ve180Ur \_ 31  
 68.97% \_ 0.51 \_ RISE \_ 1 days \_ BEFORE \_ G-Ma30PI \_ 29  
 70.97% \_ 0.31 \_ RISE \_ 1 days \_ BEFORE \_ H-Ma30Ur \_ 31  
 70.00% \_ 0.24 \_ RISE \_ 1 days \_ BEFORE \_ H-Ma60Ne \_ 30  
 68.75% \_ 0.57 \_ RISE \_ 3 days \_ BEFORE \_ G-Me180Ne \_ 32  
 77.42% \_ 0.59 \_ RISE \_ 3 days \_ BEFORE \_ G-Ma90Sa \_ 31  
 68.89% \_ 0.58 \_ RISE \_ 3 days \_ BEFORE \_ H-Ve0Ju \_ 45  
 72.73% \_ 0.60 \_ RISE \_ 3 days \_ BEFORE \_ H-Ma90PI \_ 33  
 73.53% \_ -0.34 \_ FALL \_ 1 days \_ BEFORE \_ H-Ve60Ea \_ 34  
 68.97% \_ -0.23 \_ FALL \_ 1 days \_ BEFORE \_ H-Ea180Sa \_ 29  
 68.97% \_ -0.13 \_ FALL \_ 1 days \_ BEFORE \_ H-Ma90Ur \_ 29  
 75.00% \_ 1.15 \_ RISE \_ 1 days \_ AFTER \_ G-Mo0Me \_ 36  
 67.57% \_ 1.27 \_ RISE \_ 1 days \_ AFTER \_ G-Mo60Ve \_ 74  
 75.00% \_ 1.12 \_ RISE \_ 1 days \_ AFTER \_ G-Mo0Ju \_ 40  
 76.32% \_ 1.12 \_ RISE \_ 1 days \_ AFTER \_ G-Mo0Ur \_ 38  
 70.27% \_ 0.17 \_ RISE \_ 1 days \_ AFTER \_ G-Ve120Ma \_ 37  
 68.97% \_ 0.31 \_ RISE \_ 1 days \_ AFTER \_ G-Ve180Ju \_ 29  
 68.82% \_ 0.26 \_ RISE \_ 1 days \_ AFTER \_ H-Me0Ea \_ 93  
 69.89% \_ 0.61 \_ RISE \_ 3 days \_ AFTER \_ H-Ve90Ne \_ 93  
 72.41% \_ 0.76 \_ RISE \_ 3 days \_ AFTER \_ H-Ea180Ne \_ 29  
 74.07% \_ 0.35 \_ RISE \_ 3 days \_ AFTER \_ H-Ma30Ju \_ 27  
 68.75% \_ 0.67 \_ RISE \_ 3 days \_ AFTER \_ H-Ma120Ur \_ 32  
 84.62% \_ 0.74 \_ RISE \_ 10 days \_ AFTER \_ H-Ma30Ju \_ 26  
 81.25% \_ 0.97 \_ RISE \_ 10 days \_ AFTER \_ H-Ma120Ur \_ 32  
 67.57% \_ -0.26 \_ FALL \_ 1 days \_ AFTER \_ G-Me90PI \_ 74  
 71.43% \_ -0.21 \_ FALL \_ 1 days \_ AFTER \_ G-Ma120Ju \_ 28  
 78.12% \_ -0.22 \_ FALL \_ 1 days \_ AFTER \_ G-Ma150Ne \_ 32  
 68.54% \_ -0.31 \_ FALL \_ 1 days \_ AFTER \_ H-Ve60Ne \_ 89  
 72.41% \_ -0.27 \_ FALL \_ 1 days \_ AFTER \_ H-Ea180Sa \_ 29  
 72.41% \_ -0.32 \_ FALL \_ 1 days \_ AFTER \_ H-Ma90Ur \_ 29  
 75.86% \_ -0.22 \_ FALL \_ 1 days \_ AFTER \_ H-Ma150PI \_ 29

(GENZ) Genzyme General start June-5-1986

72.55% \_ 0.81 \_ RISE \_ 3 days \_ BEFORE \_ H-Me180Sa \_ 51  
 71.79% \_ 0.87 \_ RISE \_ 3 days \_ BEFORE \_ H-Ve60PI \_ 39  
 67.95% \_ -0.79 \_ FALL \_ 1 days \_ BEFORE \_ G-Mo60Sa \_ 78  
 68.42% \_ 0.82 \_ RISE \_ 1 days \_ AFTER \_ G-Mo0Ma \_ 38  
 75.00% \_ 0.68 \_ RISE \_ 3 days \_ AFTER \_ G-Me90Ne \_ 28  
 70.97% \_ 0.69 \_ RISE \_ 3 days \_ AFTER \_ G-Me60PI \_ 31  
 69.44% \_ -0.53 \_ FALL \_ 1 days \_ AFTER \_ H-Me0Ma \_ 36  
 69.70% \_ -0.53 \_ FALL \_ 1 days \_ AFTER \_ H-Ve30Ne \_ 33  
 68.97% \_ -0.58 \_ FALL \_ 3 days \_ AFTER \_ H-Me0Ve \_ 29  
 71.79% \_ -0.85 \_ FALL \_ 3 days \_ AFTER \_ H-Ve90PI \_ 39

(GIC) General Instrument start Feb-2-1998

NONE

(GIS) General Mills start Jan-3-1968

68.42% \_ 0.19 \_ RISE \_ 1 days \_ BEFORE \_ G-Su120PI \_ 57  
 67.65% \_ 0.19 \_ RISE \_ 1 days \_ BEFORE \_ G-Ma150PI \_ 34  
 75.68% \_ 0.25 \_ RISE \_ 1 days \_ BEFORE \_ H-Ve120Ea \_ 37  
 68.57% \_ 0.44 \_ RISE \_ 3 days \_ BEFORE \_ G-Me180Ur \_ 35  
 69.05% \_ 0.47 \_ RISE \_ 3 days \_ BEFORE \_ G-Me0PI \_ 42  
 74.19% \_ 0.42 \_ RISE \_ 3 days \_ BEFORE \_ G-Ma90Sa \_ 31  
 74.07% \_ 0.41 \_ RISE \_ 3 days \_ BEFORE \_ H-Ea180Ur \_ 27  
 69.70% \_ -0.20 \_ FALL \_ 1 days \_ BEFORE \_ G-Ve0PI \_ 33  
 70.18% \_ -0.33 \_ FALL \_ 1 days \_ BEFORE \_ G-Su30PI \_ 57  
 68.97% \_ -0.12 \_ FALL \_ 1 days \_ BEFORE \_ H-Ma150Ur \_ 29  
 68.57% \_ -0.50 \_ FALL \_ 3 days \_ BEFORE \_ G-Ma60PI \_ 35  
 73.33% \_ -0.64 \_ FALL \_ 3 days \_ BEFORE \_ H-Ea150Ma \_ 30  
 68.57% \_ 0.73 \_ RISE \_ 1 days \_ AFTER \_ G-Mo0Su \_ 35  
 68.29% \_ 0.66 \_ RISE \_ 1 days \_ AFTER \_ G-Mo180PI \_ 41  
 73.33% \_ 0.31 \_ RISE \_ 1 days \_ AFTER \_ G-Ve0Ur \_ 30  
 67.86% \_ 0.29 \_ RISE \_ 1 days \_ AFTER \_ G-Su120Sa \_ 56  
 73.33% \_ 0.24 \_ RISE \_ 1 days \_ AFTER \_ H-Ea120Ma \_ 30  
 88.00% \_ 0.22 \_ RISE \_ 1 days \_ AFTER \_ H-Ea180Ne \_ 25  
 69.49% \_ 0.48 \_ RISE \_ 3 days \_ AFTER \_ G-Su30PI \_ 59  
 68.75% \_ 0.41 \_ RISE \_ 3 days \_ AFTER \_ G-Ma90Ju \_ 32  
 70.59% \_ 0.49 \_ RISE \_ 3 days \_ AFTER \_ G-Ma150PI \_ 34  
 82.76% \_ 0.47 \_ RISE \_ 3 days \_ AFTER \_ H-Ea120Ma \_ 29  
 70.00% \_ -0.20 \_ FALL \_ 1 days \_ AFTER \_ G-Ve150Ur \_ 60  
 68.63% \_ -0.39 \_ FALL \_ 1 days \_ AFTER \_ G-Su150Ju \_ 51  
 73.33% \_ -0.25 \_ FALL \_ 1 days \_ AFTER \_ G-Ma120Ne \_ 30  
 67.31% \_ -0.22 \_ FALL \_ 1 days \_ AFTER \_ H-Ea90PI \_ 52

(GLK) Great Lakes Chemical start Jan-3-1968

67.92% \_ 0.27 \_ RISE \_ 1 days \_ BEFORE \_ G-Su60PI \_ 53  
 68.57% \_ 0.29 \_ RISE \_ 1 days \_ BEFORE \_ G-Ma60Ju \_ 35  
 67.74% \_ 0.35 \_ RISE \_ 1 days \_ BEFORE \_ G-Ma30Ne \_ 31  
 68.97% \_ 0.31 \_ RISE \_ 1 days \_ BEFORE \_ H-Ma30Ur \_ 29  
 68.57% \_ 0.41 \_ RISE \_ 3 days \_ BEFORE \_ G-Me180PI \_ 35  
 70.00% \_ 0.36 \_ RISE \_ 3 days \_ BEFORE \_ G-Ve180Ur \_ 30  
 70.00% \_ 0.65 \_ RISE \_ 3 days \_ BEFORE \_ G-Ma120Sa \_ 30  
 71.05% \_ -0.83 \_ FALL \_ 1 days \_ BEFORE \_ G-Mo180PI \_ 38  
 70.18% \_ -0.18 \_ FALL \_ 1 days \_ BEFORE \_ G-Su150Ur \_ 57  
 67.27% \_ -0.31 \_ FALL \_ 1 days \_ BEFORE \_ H-Ea120PI \_ 55  
 69.81% \_ -0.17 \_ FALL \_ 3 days \_ BEFORE \_ G-Me90Ma \_ 53  
 75.00% \_ -0.29 \_ FALL \_ 3 days \_ BEFORE \_ G-Su90Ma \_ 28  
 68.18% \_ 0.35 \_ RISE \_ 1 days \_ AFTER \_ G-Me150Ne \_ 66  
 75.76% \_ 0.30 \_ RISE \_ 1 days \_ AFTER \_ G-Me0PI \_ 33  
 72.41% \_ 0.23 \_ RISE \_ 1 days \_ AFTER \_ G-Ve0Ma \_ 29  
 76.67% \_ 0.77 \_ RISE \_ 3 days \_ AFTER \_ G-Ve0Ur \_ 30  
 68.57% \_ 0.42 \_ RISE \_ 3 days \_ AFTER \_ G-Ma150Ur \_ 35  
 69.09% \_ 0.45 \_ RISE \_ 3 days \_ AFTER \_ H-Ea90PI \_ 56  
 74.19% \_ 0.48 \_ RISE \_ 3 days \_ AFTER \_ H-Ma30Ne \_ 31  
 69.84% \_ -0.26 \_ FALL \_ 1 days \_ AFTER \_ G-Me90Sa \_ 63  
 68.52% \_ -0.27 \_ FALL \_ 1 days \_ AFTER \_ G-Ve60Ju \_ 54  
 69.39% \_ -0.25 \_ FALL \_ 1 days \_ AFTER \_ G-Ve150Ne \_ 49  
 75.86% \_ -0.42 \_ FALL \_ 1 days \_ AFTER \_ G-Ma120PI \_ 29  
 70.83% \_ -0.17 \_ FALL \_ 1 days \_ AFTER \_ H-Ea150Ju \_ 48  
 72.00% \_ -0.22 \_ FALL \_ 1 days \_ AFTER \_ H-Ea150Sa \_ 50  
 88.46% \_ -0.52 \_ FALL \_ 3 days \_ AFTER \_ H-Ea0Ju \_ 26

(GLW) Corning Inc. start Jan-3-1968

72.22% \_ 0.23 \_ RISE \_ 1 days \_ BEFORE \_ G-Ma150PI \_ 36  
 79.31% \_ 0.57 \_ RISE \_ 3 days \_ BEFORE \_ G-Ma120Ju \_ 29  
 70.59% \_ 0.34 \_ RISE \_ 3 days \_ BEFORE \_ G-Ma90Ne \_ 34  
 68.75% \_ 0.56 \_ RISE \_ 3 days \_ BEFORE \_ H-Ma90PI \_ 32  
 68.09% \_ -0.21 \_ FALL \_ 1 days \_ BEFORE \_ H-Ve180Ur \_ 47  
 71.79% \_ -0.36 \_ FALL \_ 3 days \_ BEFORE \_ G-Ve120Ma \_ 39  
 69.44% \_ -0.33 \_ FALL \_ 3 days \_ BEFORE \_ G-Ma150Ur \_ 36  
 67.57% \_ 0.73 \_ RISE \_ 1 days \_ AFTER \_ G-Mo0Ur \_ 37  
 78.57% \_ 0.24 \_ RISE \_ 1 days \_ AFTER \_ H-Ma120Ju \_ 28  
 79.41% \_ 0.52 \_ RISE \_ 3 days \_ AFTER \_ G-Ma90PI \_ 34  
 67.14% \_ -0.17 \_ FALL \_ 1 days \_ AFTER \_ G-Me60Ne \_ 70  
 72.41% \_ -0.17 \_ FALL \_ 1 days \_ AFTER \_ H-Ea180Sa \_ 29  
 68.97% \_ -0.27 \_ FALL \_ 3 days \_ AFTER \_ G-Me150Ma \_ 29  
 70.00% \_ -0.52 \_ FALL \_ 3 days \_ AFTER \_ G-Ve0Sa \_ 30

(GM) General Motors start Jan-3-1968

69.70% \_ 0.84 \_ RISE \_ 1 days \_ BEFORE \_ G-Me180Ur \_ 33  
 68.97% \_ 0.45 \_ RISE \_ 1 days \_ BEFORE \_ H-Ea0Ur \_ 29  
 69.44% \_ 0.88 \_ RISE \_ 3 days \_ BEFORE \_ H-Ve30Ea \_ 36  
 68.42% \_ -0.53 \_ FALL \_ 1 days \_ BEFORE \_ G-Ve60Ma \_ 38  
 72.73% \_ -0.45 \_ FALL \_ 1 days \_ BEFORE \_ G-Su150Sa \_ 55  
 67.24% \_ -0.44 \_ FALL \_ 1 days \_ BEFORE \_ G-Su150Ne \_ 58  
 71.43% \_ -0.67 \_ FALL \_ 1 days \_ BEFORE \_ G-Ma120Ne \_ 35  
 77.78% \_ -0.43 \_ FALL \_ 1 days \_ BEFORE \_ H-Ve60Ea \_ 36  
 69.09% \_ -0.38 \_ FALL \_ 1 days \_ BEFORE \_ H-Ea60Ur \_ 55  
 74.07% \_ -0.35 \_ FALL \_ 1 days \_ BEFORE \_ H-Ma30Ju \_ 27  
 71.43% \_ -0.49 \_ FALL \_ 1 days \_ BEFORE \_ H-Ma60Sa \_ 28  
 75.86% \_ -0.33 \_ FALL \_ 1 days \_ BEFORE \_ H-Ma150Sa \_ 29  
 73.33% \_ -0.42 \_ FALL \_ 1 days \_ BEFORE \_ H-Ma90Ur \_ 30  
 67.74% \_ -0.35 \_ FALL \_ 1 days \_ BEFORE \_ H-Ma150PI \_ 31  
 69.44% \_ -0.73 \_ FALL \_ 3 days \_ BEFORE \_ H-Ve60Ea \_ 36  
 67.16% \_ 0.50 \_ RISE \_ 1 days \_ AFTER \_ G-Me150Ne \_ 67  
 73.33% \_ 1.01 \_ RISE \_ 3 days \_ AFTER \_ G-Ma90Ju \_ 30  
 69.44% \_ 0.89 \_ RISE \_ 3 days \_ AFTER \_ H-Ve60Ea \_ 36  
 70.00% \_ -0.34 \_ FALL \_ 1 days \_ AFTER \_ G-Me180Ju \_ 30  
 67.57% \_ -0.51 \_ FALL \_ 1 days \_ AFTER \_ G-Me0Ur \_ 37  
 72.41% \_ -0.38 \_ FALL \_ 1 days \_ AFTER \_ G-Ma30Ur \_ 29  
 71.43% \_ -0.46 \_ FALL \_ 1 days \_ AFTER \_ H-Ea0Ju \_ 28  
 68.29% \_ -0.76 \_ FALL \_ 3 days \_ AFTER \_ G-Me0PI \_ 41  
 72.41% \_ -0.73 \_ FALL \_ 3 days \_ AFTER \_ G-Ve180Sa \_ 29  
 71.43% \_ -0.78 \_ FALL \_ 3 days \_ AFTER \_ G-Su30Ma \_ 28  
 75.00% \_ -0.55 \_ FALL \_ 3 days \_ AFTER \_ G-Su60Ma \_ 28  
 68.97% \_ -0.68 \_ FALL \_ 3 days \_ AFTER \_ G-Ma30Sa \_ 29  
 72.41% \_ -0.60 \_ FALL \_ 3 days \_ AFTER \_ H-Ma150Ur \_ 29  
 70.00% \_ -1.05 \_ FALL \_ 3 days \_ AFTER \_ H-Ma90Ne \_ 30

(GP) Georgia-Pacific start Aug-26-1969

75.00% \_ 0.57 \_ RISE \_ 1 days \_ BEFORE \_ G-Me180Ne \_ 28  
 67.74% \_ 0.87 \_ RISE \_ 1 days \_ BEFORE \_ G-Ma150PI \_ 31  
 68.09% \_ 0.59 \_ RISE \_ 1 days \_ BEFORE \_ H-Ea30Ju \_ 47  
 75.00% \_ 1.24 \_ RISE \_ 3 days \_ BEFORE \_ G-Ma150Ju \_ 28  
 75.86% \_ 0.91 \_ RISE \_ 3 days \_ BEFORE \_ G-Ma60Ur \_ 29  
 69.44% \_ 1.15 \_ RISE \_ 3 days \_ BEFORE \_ G-Ma150PI \_ 36  
 68.97% \_ 0.72 \_ RISE \_ 3 days \_ BEFORE \_ H-Ma60Ne \_ 29  
 67.80% \_ -0.61 \_ FALL \_ 1 days \_ BEFORE \_ G-Me150Ju \_ 59  
 67.21% \_ -0.59 \_ FALL \_ 1 days \_ BEFORE \_ G-Me150PI \_ 61  
 71.70% \_ -0.59 \_ FALL \_ 1 days \_ BEFORE \_ H-Ea30Ur \_ 53

68.09% -0.49 FALL 1 days BEFORE H-Ea60Ne 47  
 71.43% -1.53 FALL 3 days BEFORE G-Ma150Ur 35  
 68.75% -1.48 FALL 3 days BEFORE G-Ma120Ne 32  
 80.00% -1.51 FALL 10 days BEFORE G-Ve180Ur 30  
 71.88% 0.60 RISE 1 days AFTER G-Ve120Ma 32  
 68.42% 1.05 RISE 3 days AFTER G-Me0Ur 38  
 72.73% 0.98 RISE 3 days AFTER G-Ve120Ma 33  
 71.43% 1.13 RISE 3 days AFTER G-Ma90Ju 28  
 80.00% 2.08 RISE 10 days AFTER G-Me150Ma 25  
 68.00% -1.02 FALL 1 days AFTER G-Mo120Me 75  
 71.93% -0.55 FALL 1 days AFTER G-Me120Ju 57  
 75.00% -0.58 FALL 1 days AFTER G-Ve60Pi 56  
 85.71% -0.72 FALL 1 days AFTER G-Ma30Pi 28  
 69.70% -0.44 FALL 1 days AFTER H-Ve90Ea 33  
 68.63% -0.57 FALL 1 days AFTER H-Ea120Ne 51  
 67.31% -0.64 FALL 1 days AFTER H-Ea120Pi 52  
 68.97% -1.15 FALL 3 days AFTER G-Ma120Sa 29  
 75.00% -0.88 FALL 3 days AFTER H-Ea0Ne 28  
 73.33% -1.34 FALL 3 days AFTER H-Ma90Pi 30

(GPC) Genuine Parts start Jan-4-1968

67.80% 0.17 RISE 1 days BEFORE G-Ve30Ur 59  
 67.74% 0.21 RISE 1 days BEFORE H-Ve120Ea 31  
 68.97% 0.27 RISE 1 days BEFORE H-Ea150Pi 58  
 68.97% 0.12 RISE 1 days BEFORE H-Ma120Sa 29  
 69.49% 0.41 RISE 3 days BEFORE H-Ea150Pi 59  
 70.00% 0.39 RISE 3 days BEFORE H-Ma60Pi 30  
 70.00% 0.35 RISE 3 days BEFORE H-Ma90Pi 30  
 67.74% -0.15 FALL 1 days BEFORE G-Ma60Pi 31  
 72.00% -0.26 FALL 1 days BEFORE H-Ea90Sa 50  
 68.42% -0.25 FALL 3 days BEFORE G-Su120Sa 57  
 72.22% 0.44 RISE 1 days AFTER G-Mo0Ju 36  
 68.33% 0.32 RISE 1 days AFTER G-Me150Ne 60  
 75.00% 0.19 RISE 1 days AFTER G-Ma120Ju 28  
 68.63% 0.23 RISE 1 days AFTER H-Ea90Ur 51  
 70.00% 0.22 RISE 1 days AFTER H-Ma60Sa 30  
 84.00% 0.29 RISE 3 days AFTER G-Ve0Ma 25  
 68.75% 0.34 RISE 3 days AFTER G-Ve0Ur 32  
 69.70% 0.23 RISE 3 days AFTER G-Ma150Pi 33  
 69.70% 0.40 RISE 3 days AFTER H-Ma120Pi 33  
 67.57% -0.64 FALL 1 days AFTER G-Mo150Ur 74  
 69.39% -0.19 FALL 1 days AFTER G-Ve30Sa 49

68.09% -0.29 FALL 1 days AFTER G-Su120Ne 47  
 70.00% -0.19 FALL 1 days AFTER H-Ve90Ma 60  
 68.42% -0.17 FALL 1 days AFTER H-Ve180Ur 38

(GPS) Gap Inc start May-21-1976

69.05% 0.57 RISE 1 days BEFORE G-Mo150Ne 84  
 69.05% 0.25 RISE 1 days BEFORE G-Su60Ne 42  
 69.23% 0.09 RISE 1 days BEFORE H-Ea120Ur 39  
 70.00% 0.33 RISE 3 days BEFORE H-Ve0Ju 30  
 68.29% 0.23 RISE 3 days BEFORE H-Ea30Ju 41  
 67.44% -0.11 FALL 1 days BEFORE G-Ve150Ju 43  
 71.79% -0.07 FALL 1 days BEFORE H-Ea30Sa 39  
 75.68% 0.81 RISE 1 days AFTER G-Mo180Ve 37  
 70.89% 0.55 RISE 1 days AFTER G-Mo30Ur 79  
 77.36% 0.09 RISE 1 days AFTER G-Me30Ma 53  
 75.00% 0.10 RISE 1 days AFTER G-Me0Ma 36  
 68.75% 0.18 RISE 1 days AFTER H-Ve30Ur 64  
 67.74% 0.10 RISE 1 days AFTER H-Ve0Ur 31  
 67.69% 0.09 RISE 1 days AFTER H-Ve30Pi 65  
 69.23% 0.10 RISE 1 days AFTER H-Ea120Sa 39  
 69.70% 0.16 RISE 3 days AFTER G-Me90Ma 33  
 73.33% 0.40 RISE 3 days AFTER G-Me90Ju 45  
 82.61% 0.17 RISE 3 days AFTER G-Me150Ur 46  
 70.00% 0.30 RISE 3 days AFTER G-Me0Ne 30  
 68.18% 0.28 RISE 3 days AFTER G-Ve150Ne 44  
 77.50% 0.30 RISE 3 days AFTER G-Ve150Pi 40  
 69.70% 0.28 RISE 3 days AFTER H-Ve180Ur 33  
 70.31% 0.19 RISE 3 days AFTER H-Ve150Pi 64  
 80.00% 0.53 RISE 10 days AFTER G-Ma150Pi 25  
 71.79% -0.06 FALL 1 days AFTER G-Su90Ne 39  
 83.33% -0.12 FALL 1 days AFTER H-Ve180Ne 30

(GPU) GPU, Inc. start Jan-5-1987

80.00% 0.34 RISE 3 days BEFORE G-Me90Pi 25  
 71.43% 0.53 RISE 3 days BEFORE H-Me180Ve 28  
 67.16% 0.36 RISE 1 days AFTER G-Mo150Me 67  
 68.92% 0.36 RISE 1 days AFTER G-Mo60Sa 74  
 70.27% 0.35 RISE 1 days AFTER G-Mo180Pi 37  
 75.86% 0.28 RISE 1 days AFTER G-Me60Ju 29  
 70.73% 0.21 RISE 1 days AFTER H-Me0Sa 41  
 68.97% 0.20 RISE 1 days AFTER H-Ve90Ju 29  
 68.97% 0.25 RISE 1 days AFTER H-Ve150Ur 29  
 70.59% 0.41 RISE 3 days AFTER H-Me90Pi 85



71.43% \_0.28\_ RISE \_3 days\_ AFTER \_H-Ve60Sa\_ 35  
 69.70% \_0.46\_ RISE \_3 days\_ AFTER \_H-Ve120Sa\_ 33  
 69.44% \_0.42\_ RISE \_3 days\_ AFTER \_H-Ve150PI\_ 36  
 78.79% \_-0.37\_ FALL \_3 days\_ AFTER \_H-Ve60Ne\_ 33

(GR) Goodrich (B.F.) start Jan-3-1968

67.31% \_0.36\_ RISE \_1 days\_ BEFORE \_G-Su120Ur\_ 52  
 76.67% \_0.39\_ RISE \_3 days\_ BEFORE \_G-Ve180Ur\_ 30  
 70.97% \_0.45\_ RISE \_3 days\_ BEFORE \_H-Ea0PI\_ 31  
 68.75% \_0.41\_ RISE \_3 days\_ BEFORE \_H-Ma90PI\_ 32  
 69.05% \_-0.26\_ FALL \_1 days\_ BEFORE \_G-Me0Ma\_ 42  
 70.59% \_-0.27\_ FALL \_1 days\_ BEFORE \_G-Ma120Ur\_ 34  
 70.37% \_-0.37\_ FALL \_1 days\_ BEFORE \_H-Ea30Ne\_ 54  
 76.67% \_-0.49\_ FALL \_1 days\_ BEFORE \_H-Ma90Ur\_ 30  
 74.07% \_-0.65\_ FALL \_3 days\_ BEFORE \_G-Su30Ma\_ 27  
 72.22% \_0.74\_ RISE \_1 days\_ AFTER \_G-Mo0Me\_ 36  
 70.00% \_0.27\_ RISE \_1 days\_ AFTER \_G-Ma30Ur\_ 30  
 70.00% \_0.31\_ RISE \_1 days\_ AFTER \_G-Ma30Ne\_ 30  
 68.54% \_0.30\_ RISE \_1 days\_ AFTER \_H-Ve120Ur\_ 89  
 80.00% \_0.27\_ RISE \_1 days\_ AFTER \_H-Ma30Ur\_ 25  
 72.41% \_0.24\_ RISE \_1 days\_ AFTER \_H-Ma90Ne\_ 29  
 73.53% \_0.58\_ RISE \_3 days\_ AFTER \_G-Me180Sa\_ 34  
 70.00% \_0.47\_ RISE \_3 days\_ AFTER \_G-Su120Ju\_ 50  
 67.61% \_-0.41\_ FALL \_1 days\_ AFTER \_G-Mo120Me\_ 71  
 69.70% \_-0.24\_ FALL \_1 days\_ AFTER \_G-Me180PI\_ 33  
 67.31% \_-0.26\_ FALL \_1 days\_ AFTER \_G-Ve90Sa\_ 52  
 73.21% \_-0.26\_ FALL \_1 days\_ AFTER \_G-Ve150Sa\_ 56  
 68.52% \_-0.19\_ FALL \_1 days\_ AFTER \_G-Su60Sa\_ 54  
 69.23% \_-0.23\_ FALL \_1 days\_ AFTER \_G-Su120Ur\_ 52  
 74.19% \_-0.28\_ FALL \_1 days\_ AFTER \_H-Ve60Ea\_ 31  
 68.97% \_-0.25\_ FALL \_1 days\_ AFTER \_H-Ma150Ne\_ 29  
 68.33% \_-0.51\_ FALL \_3 days\_ AFTER \_G-Su150Ne\_ 60  
 68.57% \_-0.47\_ FALL \_3 days\_ AFTER \_G-Ma120Ur\_ 35  
 70.37% \_-0.41\_ FALL \_3 days\_ AFTER \_H-Ea60Ju\_ 54  
 68.97% \_-0.57\_ FALL \_3 days\_ AFTER \_H-Ea180PI\_ 29

(GRA) Grace (W.R.) start Jan-3-1968

67.65% \_0.29\_ RISE \_1 days\_ BEFORE \_G-Me180Sa\_ 34  
 68.97% \_0.37\_ RISE \_3 days\_ BEFORE \_G-Me150Ma\_ 29  
 72.58% \_0.50\_ RISE \_3 days\_ BEFORE \_G-Ve150Sa\_ 62  
 69.81% \_0.68\_ RISE \_3 days\_ BEFORE \_G-Su60Ju\_ 53  
 68.75% \_0.77\_ RISE \_3 days\_ BEFORE \_G-Ma30PI\_ 32  
 68.33% \_0.84\_ RISE \_3 days\_ BEFORE \_H-Ve90Ma\_ 60

71.43% \_0.46\_ RISE \_3 days\_ BEFORE \_H-Ma60Ne\_ 28  
 67.57% \_-0.60\_ FALL \_1 days\_ BEFORE \_G-Mo0Ju\_ 37  
 72.09% \_-0.33\_ FALL \_1 days\_ BEFORE \_G-Me0Ma\_ 43  
 68.12% \_-0.37\_ FALL \_1 days\_ BEFORE \_G-Me90Ur\_ 69  
 68.52% \_-0.34\_ FALL \_1 days\_ BEFORE \_G-Su60Ne\_ 54  
 67.74% \_-0.36\_ FALL \_1 days\_ BEFORE \_G-Ma60PI\_ 31  
 68.00% \_-0.36\_ FALL \_1 days\_ BEFORE \_H-Ea30Ne\_ 50  
 72.41% \_-0.37\_ FALL \_1 days\_ BEFORE \_H-Ma120Ur\_ 29  
 75.00% \_0.31\_ RISE \_1 days\_ AFTER \_G-Me120Ma\_ 36  
 68.18% \_0.35\_ RISE \_1 days\_ AFTER \_G-Me150Ne\_ 66  
 71.43% \_0.51\_ RISE \_1 days\_ AFTER \_G-Me180PI\_ 28  
 67.74% \_0.44\_ RISE \_1 days\_ AFTER \_G-Ve0PI\_ 31  
 67.74% \_0.28\_ RISE \_1 days\_ AFTER \_G-Ma60Ur\_ 31  
 70.97% \_0.45\_ RISE \_1 days\_ AFTER \_H-Ma120PI\_ 31  
 70.49% \_0.50\_ RISE \_3 days\_ AFTER \_G-Ve60Ur\_ 61  
 69.49% \_0.55\_ RISE \_3 days\_ AFTER \_G-Ve90Ur\_ 59  
 68.97% \_0.51\_ RISE \_3 days\_ AFTER \_G-Ma90Ur\_ 29  
 74.07% \_0.65\_ RISE \_3 days\_ AFTER \_H-Ea120Ma\_ 27  
 68.97% \_0.82\_ RISE \_3 days\_ AFTER \_H-Ma30Ur\_ 29  
 69.86% \_-0.28\_ FALL \_1 days\_ AFTER \_G-Me30PI\_ 73  
 75.56% \_-0.33\_ FALL \_1 days\_ AFTER \_G-Su30Sa\_ 45  
 78.00% \_-0.34\_ FALL \_1 days\_ AFTER \_G-Su150Sa\_ 50  
 69.70% \_-0.31\_ FALL \_1 days\_ AFTER \_H-Ve60Ea\_ 33  
 72.09% \_-0.28\_ FALL \_1 days\_ AFTER \_H-Ve180Ne\_ 43  
 74.07% \_-0.35\_ FALL \_3 days\_ AFTER \_G-Su60Ma\_ 27  
 69.70% \_-0.58\_ FALL \_3 days\_ AFTER \_G-Ma120PI\_ 33  
 70.00% \_-0.66\_ FALL \_3 days\_ AFTER \_H-Ma90Ur\_ 30  
 76.92% \_-0.49\_ FALL \_3 days\_ AFTER \_H-Ma150Ne\_ 26  
 78.12% \_-0.85\_ FALL \_3 days\_ AFTER \_H-Ma90PI\_ 32

(GT) Goodyear Tire & Rubber start Jan-3-1968

67.57% \_0.31\_ RISE \_1 days\_ BEFORE \_G-Me0PI\_ 37  
 76.67% \_0.36\_ RISE \_1 days\_ BEFORE \_H-Ve180Ma\_ 30  
 68.57% \_0.55\_ RISE \_3 days\_ BEFORE \_H-Ve120Ea\_ 35  
 68.97% \_-0.41\_ FALL \_1 days\_ BEFORE \_G-Me150Ju\_ 58  
 78.57% \_-0.31\_ FALL \_1 days\_ BEFORE \_G-Su30Ma\_ 28  
 70.59% \_-0.33\_ FALL \_1 days\_ BEFORE \_G-Ma120Ne\_ 34  
 68.97% \_-0.37\_ FALL \_1 days\_ BEFORE \_H-Ea180Sa\_ 29  
 70.91% \_-0.26\_ FALL \_1 days\_ BEFORE \_H-Ea30Ur\_ 55  
 81.48% \_-0.32\_ FALL \_1 days\_ BEFORE \_H-Ma90Ur\_ 27  
 75.00% \_-0.58\_ FALL \_3 days\_ BEFORE \_G-Ma60PI\_ 32  
 70.00% \_-0.31\_ FALL \_3 days\_ BEFORE \_H-Ea0Ur\_ 30  
 72.34% \_-0.36\_ FALL \_1 days\_ AFTER \_G-Su60Ju\_ 47

75.00% \_ -0.36 \_ FALL \_ 1 days \_ AFTER \_ H-Ve30Ea \_ 32  
 68.97% \_ -0.24 \_ FALL \_ 1 days \_ AFTER \_ H-Ve90Ea \_ 29  
 71.43% \_ -0.26 \_ FALL \_ 1 days \_ AFTER \_ H-Ea60PI \_ 49  
 72.41% \_ -0.23 \_ FALL \_ 1 days \_ AFTER \_ H-Ma150Ne \_ 29  
 72.41% \_ -0.53 \_ FALL \_ 3 days \_ AFTER \_ G-Ve180Sa \_ 29  
 77.19% \_ -0.51 \_ FALL \_ 3 days \_ AFTER \_ G-Ve120Ur \_ 57  
 71.43% \_ -0.51 \_ FALL \_ 3 days \_ AFTER \_ G-Su150Ne \_ 56  
 70.59% \_ -0.63 \_ FALL \_ 3 days \_ AFTER \_ G-Ma120Ur \_ 34  
 68.97% \_ -0.44 \_ FALL \_ 3 days \_ AFTER \_ H-Ma90Ur \_ 29  
 80.00% \_ -0.76 \_ FALL \_ 10 days \_ AFTER \_ G-Ve180Sa \_ 30

(GTE) GTE Corp start Jan-3-1968

68.97% \_ 0.23 \_ RISE \_ 1 days \_ BEFORE \_ G-Ve180Ur \_ 29  
 67.74% \_ 0.25 \_ RISE \_ 1 days \_ BEFORE \_ G-Ma150Sa \_ 31  
 70.59% \_ 0.34 \_ RISE \_ 1 days \_ BEFORE \_ H-Ve150Ea \_ 34  
 68.18% \_ 0.22 \_ RISE \_ 1 days \_ BEFORE \_ H-Ve0Sa \_ 44  
 69.23% \_ 0.48 \_ RISE \_ 3 days \_ BEFORE \_ G-Me0PI \_ 39  
 72.73% \_ 0.35 \_ RISE \_ 3 days \_ BEFORE \_ G-Ve0Ju \_ 33  
 72.41% \_ 0.61 \_ RISE \_ 3 days \_ BEFORE \_ G-Ma90Sa \_ 29  
 70.97% \_ 0.39 \_ RISE \_ 3 days \_ BEFORE \_ G-Ma30Ur \_ 31  
 75.76% \_ -0.28 \_ FALL \_ 1 days \_ BEFORE \_ H-Ve60Ea \_ 33  
 68.97% \_ -0.16 \_ FALL \_ 1 days \_ BEFORE \_ H-Ea180Ur \_ 29  
 84.00% \_ -0.28 \_ FALL \_ 1 days \_ BEFORE \_ H-Ma90Ur \_ 25  
 73.53% \_ 0.84 \_ RISE \_ 1 days \_ AFTER \_ G-Mo180Su \_ 35  
 69.39% \_ 0.16 \_ RISE \_ 1 days \_ AFTER \_ G-Ve60Sa \_ 49  
 76.92% \_ 0.26 \_ RISE \_ 1 days \_ AFTER \_ G-Ve0Ur \_ 26  
 78.12% \_ 0.49 \_ RISE \_ 3 days \_ AFTER \_ G-Me180Sa \_ 32  
 68.97% \_ 0.35 \_ RISE \_ 3 days \_ AFTER \_ G-Me180Ur \_ 29  
 70.00% \_ 0.43 \_ RISE \_ 3 days \_ AFTER \_ G-Ve90Ma \_ 40  
 70.59% \_ 0.53 \_ RISE \_ 3 days \_ AFTER \_ G-Ma120Ur \_ 34  
 69.57% \_ 0.44 \_ RISE \_ 3 days \_ AFTER \_ H-Ve0Ne \_ 46  
 84.62% \_ 0.33 \_ RISE \_ 3 days \_ AFTER \_ H-Ea120Ma \_ 26  
 74.07% \_ 0.34 \_ RISE \_ 3 days \_ AFTER \_ H-Ea0Sa \_ 27  
 81.48% \_ 0.49 \_ RISE \_ 10 days \_ AFTER \_ G-Me150Ma \_ 27  
 80.00% \_ 0.44 \_ RISE \_ 10 days \_ AFTER \_ G-Ma90Ju \_ 30  
 74.07% \_ -0.21 \_ FALL \_ 1 days \_ AFTER \_ G-Ve180Ne \_ 27  
 74.07% \_ -0.26 \_ FALL \_ 1 days \_ AFTER \_ G-Ma30Ju \_ 27  
 84.00% \_ -0.25 \_ FALL \_ 1 days \_ AFTER \_ H-Ea0Ju \_ 25  
 70.00% \_ -0.38 \_ FALL \_ 3 days \_ AFTER \_ G-Ma120PI \_ 30  
 74.19% \_ -0.45 \_ FALL \_ 3 days \_ AFTER \_ G-Ma150PI \_ 31  
 68.75% \_ -0.39 \_ FALL \_ 3 days \_ AFTER \_ H-Ma150Ne \_ 32

(GTW) Gateway 2000 start Feb-13-1998

76.92% \_ -1.26 \_ FALL \_ 1 days \_ BEFORE \_ G-Mo90Ne \_ 26

(GWW) Grainger (W.W.) start June-24-1971

71.43% \_ 0.26 \_ RISE \_ 1 days \_ BEFORE \_ G-Me180Ne \_ 28  
 72.22% \_ 1.49 \_ RISE \_ 1 days \_ BEFORE \_ G-Me90PI \_ 54  
 76.92% \_ 0.15 \_ RISE \_ 1 days \_ BEFORE \_ G-Ma30Ne \_ 26  
 71.43% \_ 0.32 \_ RISE \_ 3 days \_ BEFORE \_ G-Me180Ne \_ 28  
 72.22% \_ 0.50 \_ RISE \_ 1 days \_ AFTER \_ G-Mo0Me \_ 36  
 74.36% \_ 1.35 \_ RISE \_ 1 days \_ AFTER \_ G-Mo0Ju \_ 39  
 81.48% \_ 0.19 \_ RISE \_ 1 days \_ AFTER \_ G-Me180Ju \_ 27  
 67.74% \_ 0.15 \_ RISE \_ 1 days \_ AFTER \_ G-Ve60Ma \_ 31  
 70.59% \_ 0.12 \_ RISE \_ 1 days \_ AFTER \_ G-Ve90Ma \_ 34  
 69.57% \_ 0.17 \_ RISE \_ 1 days \_ AFTER \_ G-Ve120Ju \_ 46  
 73.33% \_ 0.17 \_ RISE \_ 1 days \_ AFTER \_ G-Su150PI \_ 45  
 70.59% \_ 0.17 \_ RISE \_ 1 days \_ AFTER \_ H-Ve30Ma \_ 51  
 69.23% \_ 0.19 \_ RISE \_ 1 days \_ AFTER \_ H-Ve0Ju \_ 39  
 71.05% \_ 0.16 \_ RISE \_ 1 days \_ AFTER \_ H-Ve180PI \_ 38  
 71.43% \_ 0.18 \_ RISE \_ 1 days \_ AFTER \_ H-Ea150Ur \_ 42  
 68.75% \_ 0.31 \_ RISE \_ 3 days \_ AFTER \_ G-Me120Ma \_ 32  
 69.44% \_ 0.47 \_ RISE \_ 3 days \_ AFTER \_ G-Me0Ur \_ 36  
 71.93% \_ 0.27 \_ RISE \_ 3 days \_ AFTER \_ G-Ve30Ur \_ 57  
 70.00% \_ 0.23 \_ RISE \_ 3 days \_ AFTER \_ G-Ma60Ju \_ 30  
 68.97% \_ 0.33 \_ RISE \_ 3 days \_ AFTER \_ G-Ma30Ur \_ 29  
 70.00% \_ 0.42 \_ RISE \_ 3 days \_ AFTER \_ H-Ve0Ju \_ 40  
 69.05% \_ 0.27 \_ RISE \_ 3 days \_ AFTER \_ H-Ve0Ne \_ 42  
 80.77% \_ 0.66 \_ RISE \_ 10 days \_ AFTER \_ H-Ea180Ur \_ 26  
 72.22% \_ -1.37 \_ FALL \_ 1 days \_ AFTER \_ G-Me90PI \_ 54  
 83.33% \_ -0.18 \_ FALL \_ 1 days \_ AFTER \_ G-Ve0Ne \_ 24  
 82.14% \_ -0.21 \_ FALL \_ 1 days \_ AFTER \_ G-Ma60Sa \_ 28  
 75.00% \_ -0.14 \_ FALL \_ 1 days \_ AFTER \_ H-Ma150Ne \_ 28  
 70.49% \_ -0.24 \_ FALL \_ 3 days \_ AFTER \_ G-Me90Ne \_ 61

(H) Harcourt General start Jan-3-1968

72.41% \_ 0.31 \_ RISE \_ 1 days \_ BEFORE \_ H-Ve180Ma \_ 29  
 70.00% \_ 0.16 \_ RISE \_ 1 days \_ BEFORE \_ H-Ma60Ne \_ 30  
 78.79% \_ 0.43 \_ RISE \_ 3 days \_ BEFORE \_ H-Ve180Ma \_ 33  
 72.41% \_ 0.34 \_ RISE \_ 3 days \_ BEFORE \_ H-Ea0Ur \_ 29  
 68.97% \_ -0.46 \_ FALL \_ 1 days \_ BEFORE \_ G-Ve0Ma \_ 29  
 68.18% \_ -0.17 \_ FALL \_ 1 days \_ BEFORE \_ H-Ve180PI \_ 44  
 72.73% \_ 0.67 \_ RISE \_ 1 days \_ AFTER \_ G-Mo180Su \_ 34  
 68.89% \_ 0.32 \_ RISE \_ 3 days \_ AFTER \_ G-Me0Ma \_ 45  
 68.75% \_ 0.53 \_ RISE \_ 3 days \_ AFTER \_ G-Ve30Ne \_ 64

70.97% \_ 0.60 \_ RISE \_ 3 days \_ AFTER \_ G-Ve180Ne \_ 31  
 68.33% \_ 0.44 \_ RISE \_ 3 days \_ AFTER \_ G-Su90Ne \_ 60  
 71.43% \_ 0.54 \_ RISE \_ 3 days \_ AFTER \_ H-Ea30Ju \_ 49  
 71.43% \_ 0.50 \_ RISE \_ 3 days \_ AFTER \_ H-Ma30Sa \_ 28  
 74.07% \_ 0.50 \_ RISE \_ 3 days \_ AFTER \_ H-Ma30Ne \_ 27  
 74.19% \_ -0.23 \_ FALL \_ 1 days \_ AFTER \_ G-Ve60Ma \_ 31  
 67.24% \_ -0.24 \_ FALL \_ 1 days \_ AFTER \_ G-Ve60PI \_ 58  
 67.27% \_ -0.28 \_ FALL \_ 1 days \_ AFTER \_ G-Su120Ur \_ 55  
 77.78% \_ -0.15 \_ FALL \_ 1 days \_ AFTER \_ G-Ma30Ju \_ 27  
 76.92% \_ -0.28 \_ FALL \_ 1 days \_ AFTER \_ G-Ma30Ne \_ 26  
 68.29% \_ -0.25 \_ FALL \_ 1 days \_ AFTER \_ H-Ve150Ur \_ 82  
 68.97% \_ -0.32 \_ FALL \_ 3 days \_ AFTER \_ G-Ve0Sa \_ 29  
 69.05% \_ -0.36 \_ FALL \_ 3 days \_ AFTER \_ H-Ve180Sa \_ 42

(HAL) Halliburton start Jan-3-1968

71.43% \_ 0.52 \_ RISE \_ 1 days \_ BEFORE \_ H-Ea180Ur \_ 28  
 75.86% \_ 0.39 \_ RISE \_ 1 days \_ BEFORE \_ H-Ma90Ne \_ 29  
 69.70% \_ 0.74 \_ RISE \_ 3 days \_ BEFORE \_ G-Me180Sa \_ 33  
 68.75% \_ 0.88 \_ RISE \_ 3 days \_ BEFORE \_ G-Ma60Ur \_ 32  
 70.91% \_ 0.80 \_ RISE \_ 3 days \_ BEFORE \_ H-Ea120Ju \_ 55  
 79.31% \_ 0.93 \_ RISE \_ 3 days \_ BEFORE \_ H-Ma60Sa \_ 29  
 71.88% \_ 0.95 \_ RISE \_ 3 days \_ BEFORE \_ H-Ma90Ne \_ 32  
 68.75% \_ 0.93 \_ RISE \_ 3 days \_ BEFORE \_ H-Ma120PI \_ 32  
 68.18% \_ -0.44 \_ FALL \_ 1 days \_ BEFORE \_ G-Me0Ma \_ 44  
 68.97% \_ -0.39 \_ FALL \_ 1 days \_ BEFORE \_ G-Ma90Ur \_ 29  
 69.05% \_ -1.32 \_ FALL \_ 3 days \_ BEFORE \_ G-Me0PI \_ 42  
 68.75% \_ -0.68 \_ FALL \_ 3 days \_ BEFORE \_ G-Ma60Sa \_ 32  
 74.19% \_ 0.58 \_ RISE \_ 1 days \_ AFTER \_ H-Ma120PI \_ 31  
 68.75% \_ 0.87 \_ RISE \_ 3 days \_ AFTER \_ G-Ve0PI \_ 32  
 83.87% \_ 0.70 \_ RISE \_ 3 days \_ AFTER \_ G-Ma90Ju \_ 31  
 82.76% \_ 1.00 \_ RISE \_ 3 days \_ AFTER \_ H-Ma60Sa \_ 29  
 69.23% \_ -0.90 \_ FALL \_ 1 days \_ AFTER \_ G-Mo0Ma \_ 39  
 68.29% \_ -1.01 \_ FALL \_ 1 days \_ AFTER \_ G-Mo0Ju \_ 41  
 68.57% \_ -0.64 \_ FALL \_ 1 days \_ AFTER \_ G-Ma120Ur \_ 35

(HAS) Hasbro start July-2-1971

69.81% \_ 0.23 \_ RISE \_ 3 days \_ BEFORE \_ G-Ve120PI \_ 53  
 74.19% \_ 0.32 \_ RISE \_ 3 days \_ BEFORE \_ G-Ma150PI \_ 31  
 70.21% \_ -0.18 \_ FALL \_ 1 days \_ BEFORE \_ G-Su90Sa \_ 47  
 70.45% \_ -0.17 \_ FALL \_ 1 days \_ BEFORE \_ G-Su30Ur \_ 44  
 70.73% \_ -0.20 \_ FALL \_ 1 days \_ BEFORE \_ H-Ea120Ju \_ 41  
 70.59% \_ 0.58 \_ RISE \_ 1 days \_ AFTER \_ G-Mo180Me \_ 34  
 74.07% \_ 0.21 \_ RISE \_ 1 days \_ AFTER \_ G-Me180PI \_ 27

68.29% \_ 0.19 \_ RISE \_ 1 days \_ AFTER \_ G-Ve120Ju \_ 41  
 80.77% \_ 0.54 \_ RISE \_ 3 days \_ AFTER \_ G-Me180Sa \_ 26  
 76.09% \_ 0.44 \_ RISE \_ 3 days \_ AFTER \_ G-Ve30Sa \_ 46  
 68.06% \_ 0.32 \_ RISE \_ 3 days \_ AFTER \_ H-Ve120Ur \_ 72  
 80.49% \_ 0.41 \_ RISE \_ 3 days \_ AFTER \_ H-Ea90Ju \_ 41  
 67.21% \_ -0.21 \_ FALL \_ 1 days \_ AFTER \_ G-Me30PI \_ 61  
 71.74% \_ -0.20 \_ FALL \_ 1 days \_ AFTER \_ G-Ve150Sa \_ 46  
 68.29% \_ -0.13 \_ FALL \_ 1 days \_ AFTER \_ G-Su150Ju \_ 41  
 68.97% \_ -0.12 \_ FALL \_ 1 days \_ AFTER \_ G-Ma150PI \_ 29  
 75.00% \_ -0.14 \_ FALL \_ 1 days \_ AFTER \_ H-Ve180Ur \_ 28  
 72.09% \_ -0.20 \_ FALL \_ 1 days \_ AFTER \_ H-Ea30Sa \_ 43

(HBAN) Huntington Bancshares start Jan-14-1972

69.44% \_ 0.19 \_ RISE \_ 1 days \_ BEFORE \_ G-Ve90PI \_ 36  
 71.43% \_ 0.13 \_ RISE \_ 3 days \_ BEFORE \_ H-Ea120Ne \_ 42  
 68.42% \_ -0.33 \_ FALL \_ 1 days \_ BEFORE \_ G-Mo0Ma \_ 38  
 68.57% \_ -0.36 \_ FALL \_ 1 days \_ BEFORE \_ G-Mo0Ne \_ 35  
 67.57% \_ -0.09 \_ FALL \_ 1 days \_ BEFORE \_ H-Ea120Ur \_ 37  
 68.97% \_ -0.19 \_ FALL \_ 1 days \_ BEFORE \_ H-Ea90PI \_ 29  
 71.43% \_ -0.15 \_ FALL \_ 1 days \_ BEFORE \_ H-Ea120PI \_ 35  
 69.44% \_ 0.43 \_ RISE \_ 1 days \_ AFTER \_ G-Mo0Ur \_ 36  
 72.92% \_ 0.08 \_ RISE \_ 1 days \_ AFTER \_ G-Me30Sa \_ 48  
 70.27% \_ 0.14 \_ RISE \_ 1 days \_ AFTER \_ G-Me90Sa \_ 37  
 70.27% \_ 0.20 \_ RISE \_ 1 days \_ AFTER \_ G-Me150Ne \_ 37  
 72.97% \_ 0.06 \_ RISE \_ 1 days \_ AFTER \_ G-Ve120PI \_ 38  
 73.53% \_ 0.13 \_ RISE \_ 1 days \_ AFTER \_ G-Su60Ju \_ 34  
 68.57% \_ 0.11 \_ RISE \_ 1 days \_ AFTER \_ G-Su150Ne \_ 35  
 68.42% \_ 0.18 \_ RISE \_ 1 days \_ AFTER \_ H-Ve150Ma \_ 38  
 82.61% \_ 0.17 \_ RISE \_ 1 days \_ AFTER \_ H-Ve120Sa \_ 46  
 68.97% \_ 0.24 \_ RISE \_ 1 days \_ AFTER \_ H-Ea90PI \_ 29  
 80.77% \_ 0.20 \_ RISE \_ 3 days \_ AFTER \_ G-Me0Ju \_ 26  
 69.05% \_ 0.22 \_ RISE \_ 3 days \_ AFTER \_ G-Me90Sa \_ 42  
 73.81% \_ 0.16 \_ RISE \_ 3 days \_ AFTER \_ G-Me120Sa \_ 42  
 69.77% \_ 0.20 \_ RISE \_ 3 days \_ AFTER \_ G-Me150Ne \_ 43  
 72.97% \_ 0.12 \_ RISE \_ 3 days \_ AFTER \_ G-Ve150Ur \_ 37  
 68.42% \_ 0.16 \_ RISE \_ 3 days \_ AFTER \_ H-Ea90Ju \_ 38  
 69.44% \_ 0.17 \_ RISE \_ 3 days \_ AFTER \_ H-Ea90Sa \_ 36  
 69.05% \_ 0.16 \_ RISE \_ 3 days \_ AFTER \_ H-Ea150Ne \_ 42  
 68.42% \_ 0.21 \_ RISE \_ 3 days \_ AFTER \_ H-Ea90PI \_ 39  
 81.48% \_ 0.17 \_ RISE \_ 10 days \_ AFTER \_ H-Ve0Ma \_ 27  
 70.67% \_ -0.39 \_ FALL \_ 1 days \_ AFTER \_ G-Mo150Ur \_ 76  
 69.70% \_ -0.41 \_ FALL \_ 1 days \_ AFTER \_ G-Mo180Ur \_ 33  
 68.57% \_ -0.45 \_ FALL \_ 1 days \_ AFTER \_ G-Mo180Ne \_ 35

77.14% \_ -0.10 \_ FALL \_ 1 days \_ AFTER \_ G-Su150Ur \_ 35  
 68.97% \_ -0.07 \_ FALL \_ 1 days \_ AFTER \_ H-Ve0Ur \_ 29  
 69.09% \_ -0.21 \_ FALL \_ 3 days \_ AFTER \_ G-Me30PI \_ 55  
 71.43% \_ -0.10 \_ FALL \_ 3 days \_ AFTER \_ G-Me0PI \_ 28  
 75.68% \_ -0.25 \_ FALL \_ 3 days \_ AFTER \_ G-Ve30Ju \_ 37

(HBOC) HBO & Co. start July-1-1981

67.57% \_ -0.60 \_ FALL \_ 1 days \_ BEFORE \_ G-Mo180Ve \_ 37  
 72.92% \_ -0.17 \_ FALL \_ 1 days \_ BEFORE \_ H-Ve120Sa \_ 48  
 69.70% \_ -0.35 \_ FALL \_ 3 days \_ BEFORE \_ H-Ea120Ur \_ 33  
 70.00% \_ 0.18 \_ RISE \_ 1 days \_ AFTER \_ G-Su30Ju \_ 30  
 68.97% \_ 0.17 \_ RISE \_ 1 days \_ AFTER \_ G-Su120Sa \_ 29  
 73.53% \_ 0.29 \_ RISE \_ 1 days \_ AFTER \_ H-Ve150Ma \_ 34  
 69.44% \_ 0.47 \_ RISE \_ 3 days \_ AFTER \_ G-Me90Ju \_ 36  
 69.23% \_ 0.45 \_ RISE \_ 3 days \_ AFTER \_ G-Me90Ne \_ 39  
 68.09% \_ 0.40 \_ RISE \_ 3 days \_ AFTER \_ G-Me60PI \_ 47  
 69.70% \_ 0.24 \_ RISE \_ 3 days \_ AFTER \_ G-Ve120Ju \_ 33  
 71.43% \_ 0.34 \_ RISE \_ 3 days \_ AFTER \_ G-Ve90Ne \_ 35  
 71.88% \_ 0.40 \_ RISE \_ 3 days \_ AFTER \_ G-Ve150PI \_ 32  
 68.75% \_ 0.17 \_ RISE \_ 3 days \_ AFTER \_ G-Su90Sa \_ 32  
 71.88% \_ 0.51 \_ RISE \_ 3 days \_ AFTER \_ H-Ea30Ur \_ 32  
 68.57% \_ -0.46 \_ FALL \_ 1 days \_ AFTER \_ G-Mo180Ne \_ 35  
 74.19% \_ -0.12 \_ FALL \_ 1 days \_ AFTER \_ G-Ve60Ju \_ 31  
 68.75% \_ -0.22 \_ FALL \_ 1 days \_ AFTER \_ G-Ve120Ne \_ 32  
 68.18% \_ -0.26 \_ FALL \_ 3 days \_ AFTER \_ G-Me60Ur \_ 44  
 73.53% \_ -0.15 \_ FALL \_ 3 days \_ AFTER \_ G-Ve30Sa \_ 34

(HCR) HCR Manor start Oct-22-1991

67.31% \_ 0.29 \_ RISE \_ 1 days \_ BEFORE \_ H-Me150Ma \_ 52  
 67.74% \_ 0.24 \_ RISE \_ 1 days \_ BEFORE \_ H-Me180PI \_ 31  
 68.42% \_ -0.33 \_ FALL \_ 1 days \_ BEFORE \_ H-Me150PI \_ 57  
 68.57% \_ 0.65 \_ RISE \_ 1 days \_ AFTER \_ G-Mo180Ve \_ 35  
 71.43% \_ 0.29 \_ RISE \_ 1 days \_ AFTER \_ H-Me180Ju \_ 28  
 70.69% \_ 0.36 \_ RISE \_ 1 days \_ AFTER \_ H-Me30PI \_ 58  
 69.64% \_ 0.55 \_ RISE \_ 3 days \_ AFTER \_ H-Me90Sa \_ 56  
 76.92% \_ -0.37 \_ FALL \_ 1 days \_ AFTER \_ H-Me0Ma \_ 26  
 68.97% \_ -0.62 \_ FALL \_ 3 days \_ AFTER \_ H-Me180PI \_ 30

(HD) Home Depot start Sept-23-1981

67.50% \_ 0.20 \_ RISE \_ 1 days \_ BEFORE \_ G-Me60Sa \_ 40  
 67.74% \_ 0.31 \_ RISE \_ 1 days \_ BEFORE \_ G-Ve30PI \_ 31  
 71.88% \_ 0.09 \_ RISE \_ 1 days \_ BEFORE \_ G-Ve150PI \_ 32  
 68.97% \_ 0.17 \_ RISE \_ 1 days \_ BEFORE \_ G-Su30Ju \_ 29

67.57% \_ 0.14 \_ RISE \_ 1 days \_ BEFORE \_ H-Me0Ve \_ 37  
 67.65% \_ 0.11 \_ RISE \_ 1 days \_ BEFORE \_ H-Ve90Ma \_ 34  
 69.70% \_ 0.11 \_ RISE \_ 1 days \_ BEFORE \_ H-Ea120Sa \_ 33  
 68.29% \_ 0.32 \_ RISE \_ 3 days \_ BEFORE \_ G-Me60Ne \_ 41  
 72.73% \_ 0.23 \_ RISE \_ 3 days \_ BEFORE \_ G-Ve120Ju \_ 33  
 84.38% \_ 0.36 \_ RISE \_ 3 days \_ BEFORE \_ G-Su30Ju \_ 32  
 72.73% \_ 0.26 \_ RISE \_ 3 days \_ BEFORE \_ G-Su60Ne \_ 33  
 68.75% \_ 0.19 \_ RISE \_ 3 days \_ BEFORE \_ G-Su150Ne \_ 32  
 68.42% \_ 0.23 \_ RISE \_ 3 days \_ BEFORE \_ H-Ve60Ma \_ 38  
 69.09% \_ 0.18 \_ RISE \_ 3 days \_ BEFORE \_ H-Ve120Ur \_ 55  
 75.76% \_ 0.24 \_ RISE \_ 3 days \_ BEFORE \_ H-Ea120Ne \_ 33  
 70.27% \_ -0.19 \_ FALL \_ 1 days \_ BEFORE \_ G-Me150Ju \_ 37  
 70.00% \_ -0.14 \_ FALL \_ 1 days \_ BEFORE \_ G-Su90Ne \_ 30  
 67.74% \_ -0.08 \_ FALL \_ 1 days \_ BEFORE \_ G-Su120PI \_ 31  
 75.00% \_ 0.66 \_ RISE \_ 1 days \_ AFTER \_ G-Mo0Me \_ 36  
 71.05% \_ 0.68 \_ RISE \_ 1 days \_ AFTER \_ G-Mo180Ve \_ 38  
 67.09% \_ 0.45 \_ RISE \_ 1 days \_ AFTER \_ G-Mo120Ma \_ 79  
 67.65% \_ 0.36 \_ RISE \_ 1 days \_ AFTER \_ G-Me60Ma \_ 34  
 69.70% \_ 0.33 \_ RISE \_ 1 days \_ AFTER \_ G-Me150Ne \_ 33  
 74.19% \_ 0.15 \_ RISE \_ 1 days \_ AFTER \_ G-Ve30Sa \_ 31  
 77.42% \_ 0.07 \_ RISE \_ 1 days \_ AFTER \_ G-Ve30Ur \_ 31  
 67.74% \_ 0.28 \_ RISE \_ 1 days \_ AFTER \_ G-Ve30PI \_ 31  
 72.00% \_ 0.15 \_ RISE \_ 1 days \_ AFTER \_ H-Ve90Ju \_ 50  
 69.39% \_ 0.16 \_ RISE \_ 1 days \_ AFTER \_ H-Ve120Sa \_ 49  
 67.35% \_ 0.14 \_ RISE \_ 1 days \_ AFTER \_ H-Ve90PI \_ 49  
 75.61% \_ 0.16 \_ RISE \_ 3 days \_ AFTER \_ G-Me60Ve \_ 41  
 71.43% \_ 0.27 \_ RISE \_ 3 days \_ AFTER \_ G-Ve150Ne \_ 35  
 75.76% \_ 0.28 \_ RISE \_ 3 days \_ AFTER \_ G-Ve30PI \_ 33  
 78.79% \_ 0.27 \_ RISE \_ 3 days \_ AFTER \_ G-Ve150PI \_ 33  
 75.00% \_ 0.38 \_ RISE \_ 3 days \_ AFTER \_ G-Su150Ju \_ 32  
 68.12% \_ 0.32 \_ RISE \_ 3 days \_ AFTER \_ H-Me180Ur \_ 69  
 78.85% \_ 0.18 \_ RISE \_ 3 days \_ AFTER \_ H-Ve90Ur \_ 52  
 68.97% \_ 0.29 \_ RISE \_ 3 days \_ AFTER \_ H-Ea150Ju \_ 30  
 68.97% \_ -0.11 \_ FALL \_ 1 days \_ AFTER \_ G-Su30Ju \_ 29  
 72.92% \_ -0.11 \_ FALL \_ 1 days \_ AFTER \_ H-Ve60Ur \_ 48

(HET) Harrah's Entertainment start Feb-12-1990

69.44% \_ 0.42 \_ RISE \_ 1 days \_ BEFORE \_ H-Me0Ne \_ 36  
 71.43% \_ 0.77 \_ RISE \_ 3 days \_ BEFORE \_ H-Me0Ne \_ 35  
 67.14% \_ -0.39 \_ FALL \_ 1 days \_ BEFORE \_ G-Mo120Me \_ 70  
 71.11% \_ -0.35 \_ FALL \_ 1 days \_ BEFORE \_ H-Me150Ve \_ 45  
 71.43% \_ -0.22 \_ FALL \_ 1 days \_ BEFORE \_ H-Ve90Ur \_ 28  
 67.14% \_ -0.38 \_ FALL \_ 1 days \_ AFTER \_ G-Mo90Ur \_ 70

73.53% -0.34 FALL 1 days AFTER G-Mo180Ur 34  
 71.43% -0.26 FALL 1 days AFTER G-Mo180Ne 35  
 68.57% -0.34 FALL 1 days AFTER H-Me180Pl 35  
 76.92% -0.33 FALL 1 days AFTER H-Ve150Pl 26

## (HI) Household Int'l. start Jan-3-1968

71.88% 0.09 RISE 1 days BEFORE G-Me180Sa 32  
 71.05% 0.17 RISE 1 days BEFORE G-Me0Pl 38  
 75.86% 0.09 RISE 1 days BEFORE G-Ve0Ur 29  
 67.57% 0.26 RISE 1 days BEFORE H-Ve150Ea 37  
 68.97% 0.33 RISE 3 days BEFORE G-Ma120Sa 29  
 74.29% 0.42 RISE 3 days BEFORE H-Ve150Ea 35  
 72.41% 0.38 RISE 3 days BEFORE H-Ma90Ne 29  
 69.70% 4.29 RISE 3 days BEFORE H-Ma120Pl 33  
 68.97% -0.21 FALL 1 days BEFORE G-Ma150Ju 29  
 70.00% -0.33 FALL 1 days BEFORE G-Ma150Ur 30  
 71.05% -0.20 FALL 1 days BEFORE G-Ma150Ne 38  
 77.42% -0.21 FALL 3 days BEFORE G-Ve0Sa 31  
 69.14% 0.59 RISE 1 days AFTER G-Mo60Sa 81  
 67.50% 0.14 RISE 1 days AFTER G-Me0Ma 40  
 71.43% 0.15 RISE 1 days AFTER G-Ve120Ju 49  
 70.00% 0.19 RISE 1 days AFTER H-Ma150Ur 30  
 72.73% 0.25 RISE 3 days AFTER G-Su120Pl 55  
 76.67% 0.19 RISE 3 days AFTER G-Ma90Ju 30  
 74.07% 0.13 RISE 3 days AFTER H-Ea0Sa 27  
 81.48% -0.17 FALL 1 days AFTER G-Ma60Sa 27  
 70.00% -0.18 FALL 1 days AFTER G-Ma90Ne 30  
 68.75% -0.14 FALL 1 days AFTER H-Ve180Ma 32

## (HIG) Hartford Financial Serv. Grp start Dec-22-1995

72.22% 0.51 RISE 1 days BEFORE G-Mo0Ve 36  
 67.57% 0.65 RISE 1 days BEFORE G-Mo60Ma 74  
 76.92% 0.98 RISE 3 days BEFORE H-Me90Pl 26  
 80.77% 1.68 RISE 10 days BEFORE H-Me60Ur 26  
 68.75% 0.57 RISE 1 days AFTER G-Mo0Su 32  
 100.00% 0.98 RISE 3 days AFTER H-Me150Ma 22

## (HLT) Hilton Hotels start Jan-3-1968

71.88% 0.19 RISE 1 days BEFORE G-Me180Sa 32  
 67.27% 0.23 RISE 1 days BEFORE G-Ve60Ju 55  
 68.75% 0.44 RISE 3 days BEFORE H-Ma60Ne 32  
 70.27% -1.17 FALL 1 days BEFORE G-Me0Ne 37  
 67.24% -0.19 FALL 1 days BEFORE G-Ve60Ur 58

85.71% -0.18 FALL 1 days BEFORE G-Ma150Ju 28  
 67.74% -0.17 FALL 1 days BEFORE G-Ma60Pl 31  
 67.57% -0.28 FALL 1 days BEFORE H-Ve30Ea 37  
 67.24% 0.17 RISE 1 days AFTER G-Su60Ne 58  
 68.97% 0.37 RISE 1 days AFTER G-Ma90Ju 29  
 69.09% 0.25 RISE 1 days AFTER H-Ea120Ne 55  
 67.74% 0.27 RISE 1 days AFTER H-Ma30Ne 31  
 80.00% 0.20 RISE 1 days AFTER H-Ma60Ne 25  
 68.97% 0.16 RISE 1 days AFTER H-Ma90Ne 29  
 68.75% 0.61 RISE 3 days AFTER G-Ma90Ju 32  
 72.41% 0.43 RISE 3 days AFTER H-Ea180Ur 29  
 67.14% -0.45 FALL 1 days AFTER G-Mo30Ve 70  
 67.53% -0.55 FALL 1 days AFTER G-Mo120Sa 77  
 70.27% -0.46 FALL 1 days AFTER G-Mo180Sa 37  
 71.79% -0.50 FALL 1 days AFTER G-Mo180Ne 39  
 68.75% -0.25 FALL 1 days AFTER G-Me90Sa 64  
 70.59% -0.26 FALL 1 days AFTER G-Ma120Ur 34  
 75.00% -0.20 FALL 1 days AFTER H-Ea0Ne 28  
 70.91% -0.37 FALL 3 days AFTER G-Ve30Ju 55  
 72.73% -0.42 FALL 3 days AFTER G-Ma120Ne 33  
 68.75% -0.33 FALL 3 days AFTER H-Ve60Ma 64

## (HM) Homestake Mining Co. start Jan-3-1968

69.44% 0.31 RISE 1 days BEFORE G-Ma60Ju 36  
 67.65% 0.27 RISE 1 days BEFORE G-Ma150Pl 34  
 69.57% 0.44 RISE 3 days BEFORE H-Ve180Ur 46  
 74.29% -0.34 FALL 1 days BEFORE G-Mo0Me 35  
 69.70% -0.28 FALL 1 days BEFORE H-Ve30Ea 33  
 74.42% -0.22 FALL 1 days BEFORE H-Ea60Ju 43  
 70.49% -0.35 FALL 3 days BEFORE G-Su30Pl 61  
 68.75% -0.33 FALL 3 days BEFORE G-Ma90Ju 32  
 72.41% -0.35 FALL 3 days BEFORE H-Ma120Ur 29  
 78.57% 0.40 RISE 3 days AFTER G-Ve0Ur 28  
 70.97% 0.39 RISE 3 days AFTER G-Ma120Ju 31  
 69.70% -0.30 FALL 1 days AFTER G-Mo60Me 66  
 75.44% -0.34 FALL 1 days AFTER G-Mo90Ve 57  
 70.59% -0.29 FALL 1 days AFTER G-Me0Pl 34  
 69.23% -0.23 FALL 1 days AFTER G-Me120Pl 65  
 76.92% -0.17 FALL 1 days AFTER G-Ve180Ju 26  
 72.41% -0.34 FALL 1 days AFTER G-Ma60Pl 29  
 77.78% -0.51 FALL 1 days AFTER H-Ea0Ju 27  
 76.92% -0.32 FALL 1 days AFTER H-Ma30Ur 26  
 69.64% -0.53 FALL 3 days AFTER G-Ve60Ne 56

80.00% -0.26 FALL 3 days AFTER G-Su120Ma 26  
 83.33% -0.47 FALL 3 days AFTER G-Ma60PI 30  
 68.97% -0.41 FALL 3 days AFTER H-Ve0Ma 29  
 69.09% -0.33 FALL 3 days AFTER H-Ea30Ju 55  
 68.97% -0.63 FALL 3 days AFTER H-Ea0Ju 29  
 71.93% -0.43 FALL 3 days AFTER H-Ea120Ne 57  
 72.41% -0.45 FALL 3 days AFTER H-Ea180PI 29  
 68.97% -0.47 FALL 3 days AFTER H-Ma120Ur 29  
 73.33% -0.34 FALL 3 days AFTER H-Ma60PI 31

(HNZ) Heinz (HJ) start Jan-3-1968

72.73% 0.08 RISE 1 days BEFORE G-Me180Ne 33  
 68.18% 0.18 RISE 1 days BEFORE G-Me90PI 66  
 68.75% 0.17 RISE 1 days BEFORE G-Ve180PI 32  
 70.18% 0.17 RISE 1 days BEFORE G-Su120Sa 57  
 77.42% 0.15 RISE 1 days BEFORE G-Ma150PI 31  
 70.59% 0.24 RISE 3 days BEFORE G-Me180Sa 34  
 73.68% 0.33 RISE 3 days BEFORE G-Su120Sa 57  
 70.00% 0.17 RISE 3 days BEFORE G-Ma60Ur 30  
 70.97% 0.21 RISE 3 days BEFORE H-Ma60Ne 31  
 76.67% -0.30 FALL 1 days BEFORE G-Ve0Ju 30  
 74.07% -0.10 FALL 1 days BEFORE H-Ma120Ju 27  
 69.33% 0.60 RISE 1 days AFTER G-Mo60Sa 75  
 69.23% 0.57 RISE 1 days AFTER G-Mo0Ne 39  
 67.57% 0.56 RISE 1 days AFTER G-Mo180PI 37  
 72.73% 0.10 RISE 1 days AFTER G-Me180Sa 33  
 67.74% 0.10 RISE 1 days AFTER G-Ve120Ma 31  
 69.09% 0.11 RISE 1 days AFTER G-Ve60Ju 55  
 75.76% 0.19 RISE 1 days AFTER G-Ma60Ju 33  
 70.97% 0.20 RISE 1 days AFTER G-Ma60PI 31  
 68.75% 0.18 RISE 1 days AFTER H-Ve0Ma 32  
 70.00% 0.14 RISE 1 days AFTER H-Ma120PI 30  
 73.33% 0.26 RISE 3 days AFTER G-Me180Ne 30  
 70.97% 0.21 RISE 3 days AFTER H-Ve0Ma 31  
 68.97% 0.18 RISE 3 days AFTER H-Ma150Sa 29  
 70.59% -0.46 FALL 1 days AFTER G-Mo180Ve 34  
 67.74% -0.14 FALL 1 days AFTER G-Ma30Ur 31  
 69.05% -0.14 FALL 1 days AFTER H-Ve0PI 42

(HON) Honeywell start Jan-3-1968

68.97% 0.28 RISE 1 days BEFORE G-Ve90Ne 58  
 68.75% 0.31 RISE 1 days BEFORE G-Ma120PI 32  
 68.83% 0.30 RISE 1 days BEFORE H-Me0Ve 77

70.00% 0.38 RISE 1 days BEFORE H-Ea180Ur 30  
 72.73% 0.18 RISE 1 days BEFORE H-Ma150Ur 33  
 67.74% 0.26 RISE 1 days BEFORE H-Ma90PI 31  
 71.88% 0.90 RISE 3 days BEFORE G-Ma30Ur 32  
 69.70% 0.42 RISE 3 days BEFORE G-Ma60Ur 33  
 68.57% 0.51 RISE 3 days BEFORE G-Ma150PI 35  
 68.85% 0.44 RISE 3 days BEFORE H-Ea120Ur 61  
 68.75% 0.39 RISE 3 days BEFORE H-Ma60Ne 32  
 80.00% 0.81 RISE 10 days BEFORE H-Ma30Sa 30  
 69.05% -0.66 FALL 1 days BEFORE G-Mo180Ur 42  
 68.09% -0.25 FALL 1 days BEFORE G-Me0Ma 47  
 70.97% -0.20 FALL 1 days BEFORE G-Ve180Ne 31  
 70.00% -0.25 FALL 1 days BEFORE H-Ea180PI 30  
 70.00% -0.28 FALL 1 days BEFORE H-Ma90Ur 30  
 73.68% 1.20 RISE 1 days AFTER G-Mo180Su 39  
 67.57% 0.23 RISE 1 days AFTER G-Ve120Ma 37  
 67.74% 0.37 RISE 1 days AFTER H-Ma30Ne 31  
 71.43% 0.26 RISE 1 days AFTER H-Ma120PI 28  
 72.97% 0.39 RISE 3 days AFTER G-Me120Ma 37  
 69.44% 0.76 RISE 3 days AFTER G-Me180Sa 36  
 73.68% 0.53 RISE 3 days AFTER G-Ve90Ma 38  
 68.25% 0.49 RISE 3 days AFTER G-Ve90Ju 63  
 70.00% 0.47 RISE 3 days AFTER H-Ma30Ur 30  
 70.97% 0.70 RISE 3 days AFTER H-Ma30Ne 31  
 76.67% -0.32 FALL 1 days AFTER G-Me180Ju 30  
 68.75% -0.36 FALL 1 days AFTER G-Me180Ur 32  
 72.41% -0.30 FALL 1 days AFTER G-Ve180Ur 29  
 72.41% -0.42 FALL 1 days AFTER H-Ea0Ju 29  
 75.00% -0.23 FALL 1 days AFTER H-Ma150Sa 28  
 76.92% -0.68 FALL 3 days AFTER G-Ma150Ju 26  
 72.41% -0.49 FALL 3 days AFTER H-Ea0Ju 29

(HOU) Houston Industries start Jan-3-1968

71.43% 0.14 RISE 1 days BEFORE G-Ve180Ur 28  
 67.35% 0.19 RISE 1 days BEFORE G-Su60Ju 49  
 74.07% 0.25 RISE 3 days BEFORE G-Me150Ma 27  
 70.97% 0.19 RISE 3 days BEFORE G-Ve180Ur 31  
 70.00% 0.21 RISE 3 days BEFORE G-Ve180Ne 30  
 68.85% 0.25 RISE 3 days BEFORE G-Ve120PI 61  
 75.00% 0.32 RISE 3 days BEFORE G-Ma90Sa 28  
 68.97% 0.17 RISE 3 days BEFORE H-Ea180PI 29  
 72.41% 0.17 RISE 3 days BEFORE H-Ma120Ur 29  
 76.67% 0.20 RISE 3 days BEFORE H-Ma150PI 30

70.27% -0.31 FALL 1 days BEFORE G-Mo0Ur 37  
 70.45% -0.14 FALL 1 days BEFORE G-Me0Ma 44  
 68.75% -0.33 FALL 3 days BEFORE G-Me180Ju 32  
 74.07% -0.23 FALL 3 days BEFORE H-Ma90Ju 27  
 70.59% 0.33 RISE 1 days AFTER G-Mo180Su 34  
 77.78% 0.14 RISE 1 days AFTER G-Me120Ma 27  
 68.29% 0.17 RISE 1 days AFTER G-Me0Sa 41  
 71.15% 0.18 RISE 1 days AFTER G-Ve30PI 52  
 68.09% 0.18 RISE 1 days AFTER G-Su150Ur 47  
 72.55% 0.17 RISE 1 days AFTER G-Su150PI 51  
 68.75% 0.17 RISE 1 days AFTER H-Ve90PI 80  
 86.96% 0.18 RISE 1 days AFTER H-Ea120Ma 23  
 76.92% 0.16 RISE 1 days AFTER H-Ma90Ne 26  
 77.42% 0.41 RISE 3 days AFTER G-Me180Sa 31  
 68.33% 0.27 RISE 3 days AFTER G-Ve30Ne 60  
 74.07% 0.17 RISE 3 days AFTER G-Su120Ma 27  
 68.75% 0.25 RISE 3 days AFTER G-Ma60PI 32  
 84.62% 0.29 RISE 3 days AFTER H-Ea120Ma 26  
 68.97% 0.25 RISE 3 days AFTER H-Ma60PI 29  
 68.49% -0.27 FALL 3 days AFTER G-Ve120Ur 59  
 70.43% -0.28 FALL 3 days AFTER H-Ea150Ma 28  
 65.00% -0.26 FALL 3 days AFTER H-Ea180Sa 28

## (HP) Helmerich &amp; Payne start Aug-26-1969

70.00% 0.84 RISE 1 days BEFORE G-Mo30Su 75  
 70.12% 0.74 RISE 1 days BEFORE G-Mo60Ma 73  
 70.11% 0.43 RISE 3 days BEFORE G-Me180Sa 29  
 70.00% -0.67 FALL 1 days BEFORE G-Mo0Ur 40  
 70.77% -0.29 FALL 1 days BEFORE G-Me90Ma 46  
 70.77% -0.36 FALL 1 days BEFORE G-Me180Ur 31  
 70.77% -0.31 FALL 1 days BEFORE G-Ve150Sa 51  
 70.77% -0.32 FALL 1 days BEFORE H-Ea30Ne 49  
 70.77% 0.72 RISE 1 days AFTER G-Mo180Ve 32  
 70.77% 0.42 RISE 1 days AFTER G-Me30Sa 67  
 70.77% 0.37 RISE 1 days AFTER G-Ve90Ju 49  
 70.77% 0.49 RISE 1 days AFTER G-Ve0Ur 28  
 70.77% 0.28 RISE 1 days AFTER H-Ea60Ur 46  
 70.77% 0.58 RISE 3 days AFTER G-Ve0Ma 30  
 70.77% 0.70 RISE 3 days AFTER G-Ve90Ju 57  
 70.77% 0.56 RISE 3 days AFTER H-Ve0Ne 41  
 70.77% 0.54 RISE 3 days AFTER H-Ma60Sa 28  
 70.77% 0.99 RISE 10 days AFTER G-Ve0Ur 30  
 70.77% -0.40 FALL 1 days AFTER G-Me30PI 69

70.00% -0.38 FALL 1 days AFTER G-Ve30Ju 50  
 67.46% -0.34 FALL 1 days AFTER H-Me150Ve 126  
 84.00% -0.34 FALL 1 days AFTER H-Ea180Sa 25

## (HPC) Hercules start Jan-3-1968

67.57% 0.13 RISE 1 days BEFORE H-Ve30Ea 37  
 70.97% 0.45 RISE 3 days BEFORE G-Ve90Ur 62  
 69.77% 0.43 RISE 3 days BEFORE H-Ve0Ju 43  
 68.97% 0.41 RISE 3 days BEFORE H-Ea60Ma 29  
 69.44% -0.75 FALL 1 days BEFORE G-Mo0Ur 36  
 70.00% -0.62 FALL 1 days BEFORE G-Mo0Ne 40  
 74.42% -0.28 FALL 1 days BEFORE H-Ve180Ne 43  
 69.23% -0.21 FALL 1 days BEFORE H-Ea60Ju 52  
 74.07% -0.33 FALL 1 days BEFORE H-Ma120Ur 27  
 70.73% -0.42 FALL 3 days BEFORE G-Me0Sa 41  
 70.59% 0.49 RISE 1 days AFTER G-Mo180Ve 34  
 68.57% 0.30 RISE 1 days AFTER G-Ve120Ma 35  
 67.57% 0.32 RISE 1 days AFTER H-Ve120Ea 37  
 70.59% 0.19 RISE 1 days AFTER H-Ve150Ea 34  
 67.44% 0.12 RISE 1 days AFTER H-Ve0Ne 43  
 68.75% 0.34 RISE 3 days AFTER G-Ve0Ur 32  
 72.41% 0.26 RISE 3 days AFTER G-Ma30Ne 29  
 70.00% 0.29 RISE 3 days AFTER H-Ma60Sa 30  
 67.44% -0.44 FALL 1 days AFTER G-Mo180Ne 43  
 73.33% -0.22 FALL 1 days AFTER G-Me180Sa 30  
 81.48% -0.29 FALL 1 days AFTER G-Ve0Sa 27  
 67.35% -0.14 FALL 1 days AFTER G-Ve90Sa 49  
 69.70% -0.25 FALL 1 days AFTER G-Ma150PI 33  
 69.77% -0.18 FALL 1 days AFTER H-Ve180Ne 43  
 83.33% -0.20 FALL 1 days AFTER H-Ea0PI 24  
 68.29% -0.41 FALL 3 days AFTER G-Me0Sa 41  
 72.73% -0.34 FALL 3 days AFTER G-Ve0Ju 33  
 75.00% -0.35 FALL 3 days AFTER G-Ma90Sa 28  
 68.97% -0.43 FALL 3 days AFTER H-Ea0Ju 29  
 77.42% -0.29 FALL 3 days AFTER H-Ma120Ur 31  
 70.97% -0.41 FALL 3 days AFTER H-Ma150PI 31

## (HPH) Harnischfeger Industries start Jan-3-1968

68.57% 0.29 RISE 1 days BEFORE G-Me0Sa 35  
 70.37% 0.32 RISE 1 days BEFORE G-Su60PI 54  
 75.00% 0.30 RISE 1 days BEFORE G-Ma60Ur 28  
 68.97% 0.41 RISE 3 days BEFORE G-Me180Ne 29  
 67.80% -0.26 FALL 1 days BEFORE G-Ve120Ne 59

71.43% \_ -0.34 \_ FALL \_ 1 days \_ BEFORE \_ G-Ma30Ju \_ 28  
 67.74% \_ -0.32 \_ FALL \_ 1 days \_ BEFORE \_ G-Ma120Ur \_ 31  
 68.97% \_ -0.39 \_ FALL \_ 1 days \_ BEFORE \_ H-Ma90Ur \_ 29  
 70.18% \_ -0.44 \_ FALL \_ 3 days \_ BEFORE \_ G-Me150Ju \_ 57  
 70.97% \_ -0.81 \_ FALL \_ 3 days \_ BEFORE \_ H-Ma90Ur \_ 31  
 69.70% \_ -0.58 \_ FALL \_ 3 days \_ BEFORE \_ H-Ma150PI \_ 33  
 74.14% \_ 0.30 \_ RISE \_ 1 days \_ AFTER \_ H-Me0Ve \_ 58  
 71.11% \_ 0.38 \_ RISE \_ 1 days \_ AFTER \_ H-Ea120Ur \_ 45  
 68.75% \_ 0.60 \_ RISE \_ 3 days \_ AFTER \_ G-Me180Ur \_ 32  
 68.97% \_ 0.64 \_ RISE \_ 3 days \_ AFTER \_ G-Me180Ne \_ 29  
 70.00% \_ 0.76 \_ RISE \_ 3 days \_ AFTER \_ G-Ma30Ne \_ 30  
 80.00% \_ 0.88 \_ RISE \_ 10 days \_ AFTER \_ H-Ma30Ju \_ 25  
 68.06% \_ -0.51 \_ FALL \_ 1 days \_ AFTER \_ G-Mo150Su \_ 72  
 70.67% \_ -0.41 \_ FALL \_ 1 days \_ AFTER \_ G-Mo120Ju \_ 75  
 70.51% \_ -0.51 \_ FALL \_ 1 days \_ AFTER \_ G-Mo150Ur \_ 79  
 67.80% \_ -0.29 \_ FALL \_ 1 days \_ AFTER \_ G-Me90Ne \_ 59  
 68.97% \_ -0.27 \_ FALL \_ 1 days \_ AFTER \_ G-Ve0Sa \_ 29  
 70.83% \_ -0.23 \_ FALL \_ 1 days \_ AFTER \_ G-Ve150Ur \_ 48  
 67.06% \_ -0.32 \_ FALL \_ 1 days \_ AFTER \_ H-Ve120Sa \_ 85  
 75.95% \_ -0.28 \_ FALL \_ 1 days \_ AFTER \_ H-Ve150Ne \_ 79  
 95.65% \_ -0.29 \_ FALL \_ 1 days \_ AFTER \_ H-Ma30PI \_ 23  
 77.78% \_ -0.45 \_ FALL \_ 3 days \_ AFTER \_ G-Ve0Sa \_ 27  
 68.63% \_ -0.44 \_ FALL \_ 3 days \_ AFTER \_ G-Su150Ur \_ 51  
 71.88% \_ -0.51 \_ FALL \_ 3 days \_ AFTER \_ G-Ma120Ne \_ 32  
 72.41% \_ -0.41 \_ FALL \_ 3 days \_ AFTER \_ H-Ve90Ea \_ 29  
 69.81% \_ -0.49 \_ FALL \_ 3 days \_ AFTER \_ H-Ea30Sa \_ 53  
 75.86% \_ -0.34 \_ FALL \_ 3 days \_ AFTER \_ H-Ma30PI \_ 29

(HRB) H&R Block start Oct-14-1969

68.57% \_ 0.16 \_ RISE \_ 1 days \_ BEFORE \_ G-Ve90Ma \_ 35  
 77.78% \_ 0.27 \_ RISE \_ 1 days \_ BEFORE \_ H-Ve180Ma \_ 27  
 68.42% \_ 0.41 \_ RISE \_ 3 days \_ BEFORE \_ H-Ea90Ne \_ 57  
 74.07% \_ 0.30 \_ RISE \_ 3 days \_ BEFORE \_ H-Ma120Sa \_ 27  
 71.43% \_ -0.32 \_ FALL \_ 1 days \_ BEFORE \_ G-Ma150Ju \_ 28  
 68.97% \_ -0.20 \_ FALL \_ 1 days \_ BEFORE \_ G-Ma90Sa \_ 29  
 67.57% \_ 0.56 \_ RISE \_ 1 days \_ AFTER \_ G-Mo0Su \_ 37  
 67.65% \_ 0.58 \_ RISE \_ 1 days \_ AFTER \_ G-Mo180Su \_ 34  
 68.52% \_ 0.22 \_ RISE \_ 1 days \_ AFTER \_ G-Su90Ur \_ 54  
 72.41% \_ 0.15 \_ RISE \_ 1 days \_ AFTER \_ H-Ve30Ea \_ 29  
 71.43% \_ 0.32 \_ RISE \_ 3 days \_ AFTER \_ G-Su30Ma \_ 28  
 71.43% \_ 0.34 \_ RISE \_ 3 days \_ AFTER \_ G-Ma60Ur \_ 28  
 68.00% \_ -0.20 \_ FALL \_ 1 days \_ AFTER \_ G-Su60PI \_ 50  
 67.90% \_ -0.22 \_ FALL \_ 1 days \_ AFTER \_ H-Ve150Ne \_ 81

68.89% \_ -0.23 \_ FALL \_ 1 days \_ AFTER \_ H-Ea60Ju \_ 45  
 71.74% \_ -0.21 \_ FALL \_ 1 days \_ AFTER \_ H-Ea120Ju \_ 46

(HRC) HealthSouth start Sept-25-1986

68.97% \_ 0.26 \_ RISE \_ 1 days \_ BEFORE \_ G-Me150Ur \_ 29  
 70.59% \_ 0.48 \_ RISE \_ 3 days \_ BEFORE \_ G-Me30Ju \_ 34  
 74.19% \_ 0.28 \_ RISE \_ 3 days \_ BEFORE \_ H-Me0Ve \_ 31  
 68.57% \_ 0.71 \_ RISE \_ 3 days \_ BEFORE \_ H-Ve150Ju \_ 35  
 72.41% \_ -0.27 \_ FALL \_ 1 days \_ BEFORE \_ G-Me150Ju \_ 29  
 71.88% \_ 0.61 \_ RISE \_ 3 days \_ AFTER \_ G-Me60PI \_ 32  
 71.43% \_ 0.51 \_ RISE \_ 3 days \_ AFTER \_ H-Ve150Ju \_ 35

(HRS) Harris Corp start Jan-3-1968

67.27% \_ 0.27 \_ RISE \_ 1 days \_ BEFORE \_ G-Ve30Ju \_ 55  
 68.97% \_ 0.20 \_ RISE \_ 1 days \_ BEFORE \_ H-Ve180Ma \_ 29  
 68.00% \_ 0.33 \_ RISE \_ 1 days \_ BEFORE \_ H-Ea120Ju \_ 50  
 78.57% \_ 0.30 \_ RISE \_ 1 days \_ BEFORE \_ H-Ma60Ju \_ 28  
 69.70% \_ 0.35 \_ RISE \_ 3 days \_ BEFORE \_ H-Ve0Ma \_ 33  
 74.19% \_ 0.37 \_ RISE \_ 3 days \_ BEFORE \_ H-Ma30Ne \_ 31  
 81.25% \_ 0.91 \_ RISE \_ 10 days \_ BEFORE \_ H-Ma30Ur \_ 32  
 68.75% \_ -0.28 \_ FALL \_ 1 days \_ BEFORE \_ G-Ma60Ju \_ 32  
 67.65% \_ -0.22 \_ FALL \_ 1 days \_ BEFORE \_ G-Ma150Sa \_ 34  
 67.65% \_ -0.24 \_ FALL \_ 1 days \_ BEFORE \_ G-Ma150Ur \_ 34  
 74.19% \_ -0.26 \_ FALL \_ 1 days \_ BEFORE \_ G-Ma60Ne \_ 31  
 71.43% \_ -0.38 \_ FALL \_ 1 days \_ BEFORE \_ H-Ea150Ma \_ 28  
 67.65% \_ 0.56 \_ RISE \_ 1 days \_ AFTER \_ G-Mo180Me \_ 34  
 73.53% \_ 0.69 \_ RISE \_ 1 days \_ AFTER \_ G-Mo180Ve \_ 34  
 67.57% \_ 0.58 \_ RISE \_ 1 days \_ AFTER \_ G-Mo0Ju \_ 37  
 68.29% \_ 0.50 \_ RISE \_ 1 days \_ AFTER \_ G-Mo180Ur \_ 41  
 67.65% \_ 0.31 \_ RISE \_ 1 days \_ AFTER \_ G-Me0Ve \_ 68  
 67.92% \_ 0.36 \_ RISE \_ 1 days \_ AFTER \_ G-Su30PI \_ 53  
 72.41% \_ 0.22 \_ RISE \_ 1 days \_ AFTER \_ H-Ve180Ma \_ 29  
 74.07% \_ 0.30 \_ RISE \_ 1 days \_ AFTER \_ H-Ea180Ur \_ 27  
 68.97% \_ 0.16 \_ RISE \_ 1 days \_ AFTER \_ H-Ma60PI \_ 29  
 68.12% \_ 0.51 \_ RISE \_ 3 days \_ AFTER \_ G-Me60Ma \_ 69  
 68.89% \_ 0.38 \_ RISE \_ 3 days \_ AFTER \_ H-Ve180Ne \_ 45  
 76.92% \_ 0.41 \_ RISE \_ 3 days \_ AFTER \_ H-Ea180Ju \_ 26  
 70.97% \_ -0.37 \_ FALL \_ 1 days \_ AFTER \_ G-Ma120Ne \_ 31  
 72.22% \_ -0.20 \_ FALL \_ 1 days \_ AFTER \_ H-Ea60Ne \_ 54

(HSY) Hershey Foods start Jan-3-1968

67.86% \_ 0.40 \_ RISE \_ 1 days \_ BEFORE \_ G-Ve150Sa \_ 56  
 67.35% \_ 0.23 \_ RISE \_ 1 days \_ BEFORE \_ G-Su60Ne \_ 49



80.77% \_ 0.13 \_ RISE \_ 1 days \_ BEFORE \_ G-Ma90Sa \_ 26  
 75.00% \_ 0.37 \_ RISE \_ 3 days \_ BEFORE \_ G-Ve150Sa \_ 60  
 77.78% \_ 0.35 \_ RISE \_ 3 days \_ BEFORE \_ G-Su150Ma \_ 27  
 69.49% \_ 0.24 \_ RISE \_ 3 days \_ BEFORE \_ G-Su90Ne \_ 59  
 71.93% \_ 0.28 \_ RISE \_ 3 days \_ BEFORE \_ H-Ea150PI \_ 57  
 74.07% \_ -0.25 \_ FALL \_ 1 days \_ BEFORE \_ G-Ve0Sa \_ 27  
 67.44% \_ -0.15 \_ FALL \_ 1 days \_ BEFORE \_ H-Ve180Ne \_ 43  
 80.77% \_ -0.15 \_ FALL \_ 1 days \_ BEFORE \_ H-Ea0Ur \_ 26  
 73.33% \_ -0.28 \_ FALL \_ 3 days \_ BEFORE \_ G-Ve0Sa \_ 30  
 72.22% \_ 0.69 \_ RISE \_ 1 days \_ AFTER \_ G-Mo180Su \_ 37  
 71.23% \_ 0.80 \_ RISE \_ 1 days \_ AFTER \_ G-Mo60Sa \_ 73  
 69.23% \_ 0.82 \_ RISE \_ 1 days \_ AFTER \_ G-Mo180Pi \_ 39  
 72.73% \_ 0.23 \_ RISE \_ 1 days \_ AFTER \_ G-Me120Ma \_ 33  
 70.97% \_ 0.15 \_ RISE \_ 1 days \_ AFTER \_ G-Me180Sa \_ 31  
 69.81% \_ 0.26 \_ RISE \_ 1 days \_ AFTER \_ G-Ve30Ur \_ 53  
 67.27% \_ 0.14 \_ RISE \_ 1 days \_ AFTER \_ G-Ve90Ur \_ 55  
 67.27% \_ 0.22 \_ RISE \_ 1 days \_ AFTER \_ H-Ea150PI \_ 55  
 78.79% \_ 0.34 \_ RISE \_ 3 days \_ AFTER \_ G-Me180Sa \_ 33  
 68.97% \_ 0.21 \_ RISE \_ 3 days \_ AFTER \_ G-Me180Ur \_ 29  
 68.12% \_ 0.36 \_ RISE \_ 3 days \_ AFTER \_ G-Me90PI \_ 69  
 70.97% \_ 0.29 \_ RISE \_ 3 days \_ AFTER \_ G-Me180PI \_ 31  
 84.00% \_ 0.62 \_ RISE \_ 10 days \_ AFTER \_ H-Ma90Ju \_ 25  
 67.09% \_ -0.71 \_ FALL \_ 1 days \_ AFTER \_ G-Mo150Ur \_ 80  
 71.43% \_ -0.12 \_ FALL \_ 1 days \_ AFTER \_ G-Ma30Ur \_ 28  
 71.43% \_ -0.27 \_ FALL \_ 3 days \_ AFTER \_ G-Su120Ne \_ 56  
 85.19% \_ -0.26 \_ FALL \_ 3 days \_ AFTER \_ H-Ve0Ma \_ 27

(HUM) Humana start March-3-1988

72.41% \_ 0.39 \_ RISE \_ 1 days \_ BEFORE \_ G-Me30Ne \_ 29  
 68.42% \_ 0.48 \_ RISE \_ 1 days \_ BEFORE \_ H-Me180Ju \_ 38  
 72.41% \_ 0.74 \_ RISE \_ 3 days \_ BEFORE \_ G-Me30Ju \_ 29  
 69.70% \_ 0.80 \_ RISE \_ 3 days \_ BEFORE \_ H-Me180Ea \_ 33  
 68.75% \_ 0.74 \_ RISE \_ 3 days \_ BEFORE \_ H-Ve150Ne \_ 32  
 70.59% \_ 0.59 \_ RISE \_ 3 days \_ BEFORE \_ H-Ve60PI \_ 34  
 67.12% \_ -0.39 \_ FALL \_ 1 days \_ BEFORE \_ G-Mo120Ma \_ 73  
 71.05% \_ -0.51 \_ FALL \_ 1 days \_ BEFORE \_ G-Mo0Ur \_ 38  
 77.78% \_ -0.31 \_ FALL \_ 1 days \_ BEFORE \_ G-Me150Ju \_ 27  
 71.43% \_ -0.36 \_ FALL \_ 1 days \_ BEFORE \_ H-Ve120Ur \_ 35  
 76.92% \_ 0.55 \_ RISE \_ 3 days \_ AFTER \_ G-Me150Ur \_ 26  
 70.97% \_ -0.32 \_ FALL \_ 1 days \_ AFTER \_ H-Ve150Ju \_ 31  
 69.70% \_ -0.38 \_ FALL \_ 1 days \_ AFTER \_ H-Ve120PI \_ 33

(HWP) Hewlett-Packard start Jan-3-1968

67.65% \_ 0.22 \_ RISE \_ 1 days \_ BEFORE \_ G-Me180Sa \_ 34  
 68.97% \_ 0.17 \_ RISE \_ 1 days \_ BEFORE \_ G-Ma30Ne \_ 29  
 68.75% \_ 0.15 \_ RISE \_ 1 days \_ BEFORE \_ G-Ma90PI \_ 32  
 71.19% \_ 0.30 \_ RISE \_ 1 days \_ BEFORE \_ H-Ea150PI \_ 59  
 69.23% \_ 0.40 \_ RISE \_ 3 days \_ BEFORE \_ G-Me120Ma \_ 39  
 70.97% \_ 0.44 \_ RISE \_ 3 days \_ BEFORE \_ G-Ma60Ur \_ 31  
 71.05% \_ 0.57 \_ RISE \_ 3 days \_ BEFORE \_ H-Ve60Ea \_ 38  
 70.00% \_ 0.39 \_ RISE \_ 3 days \_ BEFORE \_ H-Ea150Ur \_ 60  
 67.74% \_ -0.09 \_ FALL \_ 1 days \_ BEFORE \_ H-Ma90Ur \_ 31  
 72.22% \_ -0.33 \_ FALL \_ 3 days \_ BEFORE \_ G-Ma120Ne \_ 36  
 68.42% \_ -0.23 \_ FALL \_ 1 days \_ AFTER \_ H-Ve120PI \_ 95  
 74.19% \_ 0.25 \_ RISE \_ 1 days \_ AFTER \_ G-Me180Ne \_ 31  
 67.50% \_ 0.27 \_ RISE \_ 1 days \_ AFTER \_ G-Ve90Ma \_ 40  
 73.33% \_ 0.17 \_ RISE \_ 1 days \_ AFTER \_ H-Ma30Ur \_ 30  
 71.88% \_ 0.51 \_ RISE \_ 3 days \_ AFTER \_ G-Me180Ne \_ 32  
 74.19% \_ 0.32 \_ RISE \_ 3 days \_ AFTER \_ G-Ve0Sa \_ 31  
 69.39% \_ 0.51 \_ RISE \_ 3 days \_ AFTER \_ H-Ve0Ne \_ 49

(IBM) International Business Mach. start Jan-3-1968

68.42% \_ 2.48 \_ RISE \_ 1 days \_ BEFORE \_ G-Mo0Ve \_ 38  
 67.50% \_ 2.17 \_ RISE \_ 1 days \_ BEFORE \_ G-Mo180Ma \_ 40  
 69.70% \_ 1.29 \_ RISE \_ 3 days \_ BEFORE \_ G-Ma60Ur \_ 33  
 68.42% \_ 2.22 \_ RISE \_ 3 days \_ BEFORE \_ H-Ve30Ea \_ 38  
 67.57% \_ -1.12 \_ FALL \_ 1 days \_ BEFORE \_ H-Ve60Ea \_ 37  
 68.33% \_ -0.96 \_ FALL \_ 1 days \_ BEFORE \_ H-Ea120PI \_ 60  
 70.97% \_ -1.01 \_ FALL \_ 1 days \_ BEFORE \_ H-Ma150Sa \_ 31  
 74.19% \_ -0.95 \_ FALL \_ 1 days \_ BEFORE \_ H-Ma90Ur \_ 31  
 68.42% \_ 1.43 \_ RISE \_ 1 days \_ AFTER \_ G-Me0Ve \_ 76  
 79.55% \_ 0.95 \_ RISE \_ 1 days \_ AFTER \_ G-Me0Ma \_ 44  
 69.70% \_ 0.91 \_ RISE \_ 1 days \_ AFTER \_ G-Ve0Ur \_ 33  
 68.75% \_ 2.18 \_ RISE \_ 3 days \_ AFTER \_ G-Ve0Ur \_ 32  
 68.75% \_ 2.36 \_ RISE \_ 3 days \_ AFTER \_ H-Ma120PI \_ 32  
 80.00% \_ 3.35 \_ RISE \_ 10 days \_ AFTER \_ H-Ma60Sa \_ 30  
 71.43% \_ -0.74 \_ FALL \_ 1 days \_ AFTER \_ G-Ma90Ur \_ 28  
 70.59% \_ -0.91 \_ FALL \_ 1 days \_ AFTER \_ G-Ma150PI \_ 34  
 68.57% \_ -0.58 \_ FALL \_ 1 days \_ AFTER \_ H-Ve30Ea \_ 35  
 67.24% \_ -1.04 \_ FALL \_ 1 days \_ AFTER \_ H-Ea120Sa \_ 58  
 74.07% \_ -0.89 \_ FALL \_ 1 days \_ AFTER \_ H-Ea180Sa \_ 27  
 68.97% \_ -5.22 \_ FALL \_ 1 days \_ AFTER \_ H-Ea0PI \_ 29  
 73.33% \_ -0.86 \_ FALL \_ 1 days \_ AFTER \_ H-Ma90Sa \_ 30  
 78.57% \_ -1.23 \_ FALL \_ 3 days \_ AFTER \_ G-Su30Ma \_ 28  
 78.57% \_ -1.48 \_ FALL \_ 3 days \_ AFTER \_ G-Su150Ma \_ 28

68.75% -1.29 FALL 3 days AFTER G-Ma60Sa 32

(IFF) International Flavors & Frag. start Jan-3-1968

68.97% 0.37 RISE 3 days BEFORE H-Ea60PI 58  
 67.65% -0.21 FALL 1 days BEFORE G-Ma120Ur 34  
 67.39% -0.23 FALL 1 days BEFORE H-Ve180Ne 46  
 67.24% -0.18 FALL 1 days BEFORE H-Ea150Ne 58  
 70.97% -0.26 FALL 1 days BEFORE H-Ma90Ur 31  
 71.88% -0.25 FALL 1 days BEFORE H-Ma60PI 32  
 71.88% -0.18 FALL 1 days BEFORE H-Ma150PI 32  
 74.19% -0.27 FALL 3 days BEFORE G-Ma30Sa 31  
 78.57% 0.28 RISE 1 days AFTER G-Me0Ma 42  
 71.43% 0.22 RISE 1 days AFTER G-Ma120Ju 28  
 68.57% 0.22 RISE 1 days AFTER H-Ve120Ea 35  
 68.97% 0.19 RISE 1 days AFTER H-Ea180Ur 29  
 70.00% 0.61 RISE 3 days AFTER G-Ma90Sa 30  
 74.19% 0.28 RISE 3 days AFTER H-Ea0Ur 31  
 71.43% -0.17 FALL 1 days AFTER G-Me150Ur 56  
 67.86% -0.22 FALL 1 days AFTER G-Ve60Sa 56  
 78.57% -0.21 FALL 1 days AFTER G-Ve0PI 28  
 68.75% -0.31 FALL 1 days AFTER G-Ma150Ur 32  
 68.18% -0.19 FALL 1 days AFTER H-Me0Ur 110  
 79.17% -0.24 FALL 1 days AFTER H-Ea60Ju 48  
 67.31% -0.21 FALL 1 days AFTER H-Ea120Sa 52  
 68.75% -0.33 FALL 3 days AFTER H-Ma150Ur 32

(ITT) ITT Industries start Dec-22-1995

69.44% -0.41 FALL 1 days BEFORE G-Mo0Ne 36  
 70.97% -0.45 FALL 1 days AFTER G-Mo180Me 31  
 68.57% -0.41 FALL 1 days AFTER G-Mo0Sa 35

(IKN) IKON Office Solutions start Jan-3-1968

69.23% 0.17 RISE 1 days BEFORE G-Me0Ur 39  
 71.43% 0.26 RISE 1 days BEFORE G-Ma60PI 28  
 68.75% 0.14 RISE 1 days BEFORE H-Ve120Ea 32  
 67.35% 0.23 RISE 1 days BEFORE H-Ea60PI 49  
 68.97% 0.32 RISE 3 days BEFORE G-Ve180Ur 29  
 75.86% 0.30 RISE 3 days BEFORE H-Ve180Ma 29  
 68.42% -1.06 FALL 1 days BEFORE G-Mo180Sa 38  
 68.09% -0.15 FALL 1 days BEFORE G-Su150Ur 47  
 68.92% -0.14 FALL 1 days BEFORE H-Me180Ea 74  
 70.00% -0.17 FALL 1 days BEFORE H-Ea30Ne 50  
 67.31% -0.13 FALL 1 days BEFORE H-Ea60Ne 52

70.83% -0.34 FALL 1 days BEFORE H-Ea30PI 48  
 67.35% -0.19 FALL 1 days BEFORE H-Ea90PI 49  
 83.33% -0.57 FALL 3 days BEFORE G-Su90Ma 24  
 69.44% 0.60 RISE 1 days AFTER G-Mo0Ju 36  
 67.65% 0.11 RISE 1 days AFTER G-Me30Sa 68  
 76.92% 0.16 RISE 1 days AFTER G-Me0Ne 26  
 68.09% 0.15 RISE 1 days AFTER H-Ea120Ur 47  
 70.97% 0.33 RISE 3 days AFTER G-Me120Ma 31  
 71.43% 0.40 RISE 3 days AFTER G-Me180Sa 28  
 80.77% 0.47 RISE 3 days AFTER G-Ve0PI 26  
 72.55% 0.32 RISE 3 days AFTER G-Su120Ne 51  
 76.92% 0.25 RISE 3 days AFTER H-Ea120Ma 26  
 68.97% 0.18 RISE 3 days AFTER H-Ma60Sa 29  
 75.00% -0.25 FALL 1 days AFTER G-Ma120Ur 28  
 77.78% -0.17 FALL 1 days AFTER H-Ve0Ur 36  
 70.51% -0.17 FALL 1 days AFTER H-Ve150Ur 78  
 73.33% -0.35 FALL 3 days AFTER H-Ve0Ur 46

(IMNX) Immunex start Aug-24-1990

70.59% 1.10 RISE 1 days BEFORE H-Me180Sa 34  
 70.59% -1.29 FALL 1 days BEFORE G-Mo180Ve 34  
 70.27% -0.85 FALL 1 days BEFORE G-Mo180Ne 37  
 71.79% -0.94 FALL 1 days BEFORE H-Me90Ve 39  
 69.70% -1.21 FALL 1 days BEFORE H-Me0Ur 33  
 69.44% 1.42 RISE 1 days AFTER G-Mo0Ur 36  
 69.44% -2.08 FALL 1 days AFTER G-Mo180Ju 36

(INTC) Intel start Jan-07-1972

70.73% 1.51 RISE 1 days BEFORE G-Mo0PI 41  
 75.61% 0.34 RISE 1 days BEFORE G-Me90Ma 41  
 79.31% 0.25 RISE 1 days BEFORE G-Ma90PI 29  
 68.57% 0.19 RISE 1 days BEFORE H-Ve180Ur 35  
 73.68% 0.50 RISE 3 days BEFORE G-Ve90Ma 38  
 75.00% 0.58 RISE 3 days BEFORE G-Ve0Ur 28  
 75.00% 0.74 RISE 3 days BEFORE G-Ma150Ju 28  
 73.33% 0.59 RISE 3 days BEFORE G-Ma150PI 30  
 76.92% 0.33 RISE 3 days BEFORE H-Ea0Ne 26  
 80.00% 0.42 RISE 10 days BEFORE H-Ea180Sa 25  
 68.00% -0.17 FALL 1 days BEFORE G-Me120Sa 50  
 68.97% -0.22 FALL 1 days BEFORE G-Ma150Sa 29  
 72.73% 0.17 RISE 1 days AFTER G-Me120Ma 33  
 71.15% 0.51 RISE 1 days AFTER G-Me90Ju 52  
 67.74% 0.14 RISE 1 days AFTER G-Ve120Ma 31

69.44% \_ 0.39 \_ RISE \_ 1 days \_ AFTER \_ H-Ve0Ne \_ 36  
 67.09% \_ 0.32 \_ RISE \_ 1 days \_ AFTER \_ H-Ve150PI \_ 79  
 72.58% \_ 0.57 \_ RISE \_ 3 days \_ AFTER \_ G-Me90Sa \_ 62  
 70.00% \_ 0.38 \_ RISE \_ 3 days \_ AFTER \_ G-Me180Sa \_ 30  
 70.59% \_ 0.63 \_ RISE \_ 3 days \_ AFTER \_ G-Me0Ne \_ 34  
 76.92% \_ 0.58 \_ RISE \_ 3 days \_ AFTER \_ G-Ma90Ju \_ 26  
 74.07% \_ 0.57 \_ RISE \_ 3 days \_ AFTER \_ G-Ma90PI \_ 27  
 70.00% \_ 0.43 \_ RISE \_ 3 days \_ AFTER \_ H-Ve180Sa \_ 40  
 74.07% \_ 0.22 \_ RISE \_ 3 days \_ AFTER \_ H-Ma60Sa \_ 27  
 76.92% \_ -0.22 \_ FALL \_ 1 days \_ AFTER \_ G-Ma120PI \_ 26  
 73.33% \_ -0.17 \_ FALL \_ 1 days \_ AFTER \_ H-Ve90Ea \_ 30  
 72.09% \_ -0.31 \_ FALL \_ 1 days \_ AFTER \_ H-Ea60Ju \_ 43  
 68.97% \_ -0.52 \_ FALL \_ 3 days \_ AFTER \_ H-Ve60Ma \_ 58

(INTU) Intuit start March-16-1993

67.57% \_ -1.48 \_ FALL \_ 1 days \_ BEFORE \_ G-Mo180Ve \_ 37  
 74.36% \_ 1.08 \_ RISE \_ 1 days \_ AFTER \_ H-Me30Ma \_ 39  
 72.09% \_ -0.88 \_ FALL \_ 1 days \_ AFTER \_ H-Me120Ju \_ 43  
 67.44% \_ -1.01 \_ FALL \_ 1 days \_ AFTER \_ H-Me120Ne \_ 43

(IP) International Paper start Jan-3-1968

71.05% \_ 0.88 \_ RISE \_ 1 days \_ BEFORE \_ G-Mo180Sa \_ 38  
 72.73% \_ 0.43 \_ RISE \_ 3 days \_ BEFORE \_ G-Ma30Ur \_ 33  
 70.27% \_ 0.36 \_ RISE \_ 3 days \_ BEFORE \_ G-Ma150PI \_ 37  
 70.00% \_ 0.80 \_ RISE \_ 3 days \_ BEFORE \_ H-Ma150PI \_ 30  
 67.50% \_ -0.62 \_ FALL \_ 1 days \_ BEFORE \_ G-Mo0Ur \_ 40  
 68.75% \_ -0.23 \_ FALL \_ 1 days \_ BEFORE \_ H-Ve180PI \_ 48  
 68.97% \_ -0.18 \_ FALL \_ 1 days \_ BEFORE \_ H-Ma90Ur \_ 29  
 80.00% \_ -0.52 \_ FALL \_ 3 days \_ BEFORE \_ G-Ma150Ur \_ 35  
 67.74% \_ 0.51 \_ RISE \_ 1 days \_ AFTER \_ G-Ve180Ur \_ 31  
 68.97% \_ 0.33 \_ RISE \_ 1 days \_ AFTER \_ G-Ma30Ne \_ 29  
 67.74% \_ 0.23 \_ RISE \_ 1 days \_ AFTER \_ H-Ma60Sa \_ 31  
 72.73% \_ 0.67 \_ RISE \_ 3 days \_ AFTER \_ G-Ve180Ur \_ 33  
 68.97% \_ 0.55 \_ RISE \_ 3 days \_ AFTER \_ G-Ma30Ne \_ 29  
 70.10% \_ 0.51 \_ RISE \_ 3 days \_ AFTER \_ H-Ve90Ne \_ 97  
 67.65% \_ -0.22 \_ FALL \_ 1 days \_ AFTER \_ H-Ve60Ea \_ 34  
 74.07% \_ -0.24 \_ FALL \_ 1 days \_ AFTER \_ H-Ma90Ju \_ 27  
 68.75% \_ -0.27 \_ FALL \_ 1 days \_ AFTER \_ H-Ma150Ne \_ 32  
 68.75% \_ -0.57 \_ FALL \_ 3 days \_ AFTER \_ G-Ma30Sa \_ 32  
 68.75% \_ -0.45 \_ FALL \_ 3 days \_ AFTER \_ H-Ma60Ne \_ 32  
 68.75% \_ -0.41 \_ FALL \_ 3 days \_ AFTER \_ H-Ma150Ne \_ 32

(IPG) Interpublic Group of Cos. start July-2-1971

70.27% \_ 0.70 \_ RISE \_ 1 days \_ BEFORE \_ G-Mo60Ma \_ 74  
 68.09% \_ 0.45 \_ RISE \_ 3 days \_ BEFORE \_ G-Ve60Ju \_ 47  
 75.86% \_ 0.52 \_ RISE \_ 3 days \_ BEFORE \_ G-Ve180Ur \_ 29  
 75.00% \_ 0.30 \_ RISE \_ 3 days \_ BEFORE \_ G-Ve180Ne \_ 28  
 70.83% \_ 0.41 \_ RISE \_ 3 days \_ BEFORE \_ G-Su30Sa \_ 48  
 68.29% \_ -0.22 \_ FALL \_ 1 days \_ BEFORE \_ H-Ea120Ju \_ 41  
 76.92% \_ -0.42 \_ FALL \_ 3 days \_ BEFORE \_ H-Ea150Ma \_ 26  
 76.47% \_ 0.91 \_ RISE \_ 1 days \_ AFTER \_ G-Mo180PI \_ 34  
 73.68% \_ 0.21 \_ RISE \_ 1 days \_ AFTER \_ G-Me0Ma \_ 38  
 71.43% \_ 0.31 \_ RISE \_ 1 days \_ AFTER \_ H-Ea30Ju \_ 42  
 72.73% \_ 0.46 \_ RISE \_ 3 days \_ AFTER \_ G-Me60Ma \_ 55  
 83.33% \_ 0.39 \_ RISE \_ 3 days \_ AFTER \_ G-Me180Sa \_ 24  
 69.70% \_ 0.43 \_ RISE \_ 3 days \_ AFTER \_ G-Me0Ne \_ 33  
 70.91% \_ 0.46 \_ RISE \_ 3 days \_ AFTER \_ G-Ve30Ur \_ 55  
 69.23% \_ 0.37 \_ RISE \_ 3 days \_ AFTER \_ G-Ve150Ur \_ 52  
 80.00% \_ 0.35 \_ RISE \_ 3 days \_ AFTER \_ G-Ve150PI \_ 50  
 67.14% \_ -0.15 \_ FALL \_ 1 days \_ AFTER \_ H-Ve90Sa \_ 70  
 82.93% \_ -0.17 \_ FALL \_ 1 days \_ AFTER \_ H-Ea120Ju \_ 41  
 68.89% \_ -0.36 \_ FALL \_ 3 days \_ AFTER \_ H-Ea120Ju \_ 45  
 80.00% \_ -0.77 \_ FALL \_ 10 days \_ AFTER \_ H-Ea180PI \_ 25

(IR) Ingersoll-Rand start Jan-3-1968

68.97% \_ 0.27 \_ RISE \_ 1 days \_ BEFORE \_ G-Ve180Ju \_ 29  
 69.70% \_ 0.48 \_ RISE \_ 3 days \_ BEFORE \_ G-Ma60Ur \_ 33  
 68.75% \_ 0.23 \_ RISE \_ 3 days \_ BEFORE \_ G-Ma90Ur \_ 32  
 68.97% \_ -0.55 \_ FALL \_ 1 days \_ BEFORE \_ H-Ea150Ma \_ 29  
 67.74% \_ -0.28 \_ FALL \_ 1 days \_ BEFORE \_ H-Ea180PI \_ 31  
 68.97% \_ -0.26 \_ FALL \_ 1 days \_ BEFORE \_ H-Ma90Ne \_ 29  
 71.43% \_ -0.83 \_ FALL \_ 3 days \_ BEFORE \_ H-Ea150Ma \_ 28  
 68.42% \_ 0.80 \_ RISE \_ 1 days \_ AFTER \_ G-Mo0Me \_ 38  
 76.32% \_ 0.89 \_ RISE \_ 1 days \_ AFTER \_ G-Mo0Ur \_ 38  
 71.79% \_ 0.72 \_ RISE \_ 1 days \_ AFTER \_ G-Mo0Ne \_ 39  
 68.75% \_ 0.84 \_ RISE \_ 1 days \_ AFTER \_ G-Mo60PI \_ 80  
 67.65% \_ 0.27 \_ RISE \_ 1 days \_ AFTER \_ G-Ve120Ma \_ 34  
 71.70% \_ 0.28 \_ RISE \_ 1 days \_ AFTER \_ G-Ve60Ju \_ 53  
 71.43% \_ 0.27 \_ RISE \_ 1 days \_ AFTER \_ G-Ve180Sa \_ 28  
 70.97% \_ 0.23 \_ RISE \_ 1 days \_ AFTER \_ G-Ve0Ur \_ 31  
 84.00% \_ 0.41 \_ RISE \_ 1 days \_ AFTER \_ H-Ea120Ma \_ 25  
 70.00% \_ 0.37 \_ RISE \_ 3 days \_ AFTER \_ G-Ma30Sa \_ 30  
 75.00% \_ 0.36 \_ RISE \_ 3 days \_ AFTER \_ G-Ma30PI \_ 29  
 73.33% \_ 0.56 \_ RISE \_ 3 days \_ AFTER \_ H-Ea120Ma \_ 30  
 72.41% \_ 0.36 \_ RISE \_ 3 days \_ AFTER \_ H-Ma60PI \_ 30

81.48% \_ 0.82 \_ RISE \_ 10 days \_ AFTER \_ H-Ma30Ju \_ 27  
 80.00% \_ -0.24 \_ FALL \_ 1 days \_ AFTER \_ G-Su120Ma \_ 25

(ITW) Illinois Tool Works start Feb-23-1973

69.23% \_ 0.94 \_ RISE \_ 1 days \_ BEFORE \_ G-Mo180Su \_ 39  
 67.35% \_ 0.30 \_ RISE \_ 1 days \_ BEFORE \_ G-Su150Ne \_ 49  
 68.52% \_ 0.57 \_ RISE \_ 3 days \_ BEFORE \_ G-Ve120PI \_ 54  
 75.00% \_ 0.41 \_ RISE \_ 3 days \_ BEFORE \_ G-Ma60Ur \_ 28  
 68.18% \_ 0.45 \_ RISE \_ 3 days \_ BEFORE \_ H-Ea150Ju \_ 44  
 80.00% \_ 0.89 \_ RISE \_ 10 days \_ BEFORE \_ G-Me0Sa \_ 35  
 69.49% \_ 0.41 \_ RISE \_ 1 days \_ AFTER \_ G-Me0Ve \_ 59  
 69.77% \_ 0.29 \_ RISE \_ 1 days \_ AFTER \_ G-Ve150Ne \_ 43  
 87.50% \_ 0.19 \_ RISE \_ 1 days \_ AFTER \_ G-Ma90Ju \_ 24  
 70.00% \_ 0.52 \_ RISE \_ 3 days \_ AFTER \_ G-Ve150Ne \_ 50  
 70.83% \_ 0.55 \_ RISE \_ 3 days \_ AFTER \_ G-Ve150PI \_ 48  
 68.09% \_ 0.49 \_ RISE \_ 3 days \_ AFTER \_ H-Ea90PI \_ 48  
 90.91% \_ 0.78 \_ RISE \_ 10 days \_ AFTER \_ H-Ma60Ju \_ 22  
 68.09% \_ -0.21 \_ FALL \_ 1 days \_ AFTER \_ G-Ve150Ur \_ 47  
 70.00% \_ -1.97 \_ FALL \_ 1 days \_ AFTER \_ H-Ea60Ur \_ 40

(JCI) Johnson Controls start Jan-3-1968

71.43% \_ 0.49 \_ RISE \_ 1 days \_ BEFORE \_ G-Ma90Ur \_ 28  
 80.65% \_ 0.28 \_ RISE \_ 1 days \_ BEFORE \_ H-Ma150Ur \_ 31  
 75.86% \_ 0.42 \_ RISE \_ 1 days \_ BEFORE \_ H-Ma150PI \_ 29  
 70.00% \_ 0.63 \_ RISE \_ 3 days \_ BEFORE \_ G-Ma90Ur \_ 30  
 72.22% \_ 0.52 \_ RISE \_ 3 days \_ BEFORE \_ G-Ma150Ne \_ 36  
 69.44% \_ 0.71 \_ RISE \_ 3 days \_ BEFORE \_ H-Ve90Ea \_ 36  
 68.42% \_ -0.65 \_ FALL \_ 1 days \_ BEFORE \_ G-Mo0Sa \_ 38  
 67.92% \_ -0.31 \_ FALL \_ 1 days \_ BEFORE \_ G-Ve150Ne \_ 53  
 74.07% \_ -0.35 \_ FALL \_ 1 days \_ BEFORE \_ G-Ma150Ju \_ 27  
 73.53% \_ -0.34 \_ FALL \_ 1 days \_ BEFORE \_ H-Ve60Ea \_ 34  
 68.00% \_ -0.31 \_ FALL \_ 1 days \_ BEFORE \_ H-Ea30Ne \_ 50  
 69.70% \_ -0.45 \_ FALL \_ 3 days \_ BEFORE \_ G-Ve180Ne \_ 33  
 69.44% \_ 0.63 \_ RISE \_ 1 days \_ AFTER \_ G-Mo60Ve \_ 72  
 68.63% \_ 0.50 \_ RISE \_ 1 days \_ AFTER \_ G-Ve60Ju \_ 51  
 75.00% \_ 0.25 \_ RISE \_ 1 days \_ AFTER \_ G-Ma150Ne \_ 32  
 73.53% \_ 0.50 \_ RISE \_ 1 days \_ AFTER \_ H-Ve120Ea \_ 34  
 68.09% \_ 0.36 \_ RISE \_ 1 days \_ AFTER \_ H-Ve0Ne \_ 47  
 74.07% \_ 0.42 \_ RISE \_ 1 days \_ AFTER \_ H-Ea180Ur \_ 27  
 68.42% \_ 0.61 \_ RISE \_ 3 days \_ AFTER \_ G-Me0PI \_ 38  
 71.19% \_ 0.65 \_ RISE \_ 3 days \_ AFTER \_ G-Ve90Ju \_ 59  
 71.05% \_ 0.53 \_ RISE \_ 3 days \_ AFTER \_ H-Ve120Ea \_ 38  
 72.41% \_ 0.72 \_ RISE \_ 3 days \_ AFTER \_ H-Ea0Ur \_ 29

70.97% \_ 0.82 \_ RISE \_ 3 days \_ AFTER \_ H-Ea180Ur \_ 31  
 71.43% \_ 0.51 \_ RISE \_ 3 days \_ AFTER \_ H-Ma60Sa \_ 28  
 70.27% \_ -0.60 \_ FALL \_ 1 days \_ AFTER \_ G-Mo180Sa \_ 37  
 68.52% \_ -0.34 \_ FALL \_ 1 days \_ AFTER \_ G-Su150Ur \_ 54  
 69.05% \_ -0.42 \_ FALL \_ 1 days \_ AFTER \_ H-Ve0Ju \_ 42  
 70.97% \_ -0.87 \_ FALL \_ 3 days \_ AFTER \_ G-Ve0Ju \_ 31  
 72.41% \_ -0.47 \_ FALL \_ 3 days \_ AFTER \_ G-Ma30Ur \_ 29  
 70.00% \_ -0.64 \_ FALL \_ 3 days \_ AFTER \_ H-Ma90Sa \_ 30

(JCOR) Jacor Communications start July-14-1993

70.97% \_ 0.74 \_ RISE \_ 1 days \_ BEFORE \_ H-Me90Ea \_ 31  
 67.65% \_ -0.98 \_ FALL \_ 1 days \_ BEFORE \_ G-Mo0Ma \_ 34  
 67.57% \_ 0.90 \_ RISE \_ 1 days \_ AFTER \_ G-Mo0Me \_ 37  
 67.57% \_ 1.00 \_ RISE \_ 1 days \_ AFTER \_ H-Me60Ma \_ 37  
 87.50% \_ 1.46 \_ RISE \_ 3 days \_ AFTER \_ H-Me150Ve \_ 24

(JCP) J.C. Penney start Aug-26-1969

72.41% \_ 0.38 \_ RISE \_ 3 days \_ BEFORE \_ H-Ma60Ne \_ 29  
 74.07% \_ -0.44 \_ FALL \_ 1 days \_ BEFORE \_ G-Ve0Ma \_ 27  
 68.97% \_ -0.42 \_ FALL \_ 1 days \_ BEFORE \_ G-Ma150Ju \_ 29  
 67.65% \_ -0.37 \_ FALL \_ 1 days \_ BEFORE \_ H-Ve60Ea \_ 34  
 77.78% \_ -0.26 \_ FALL \_ 1 days \_ BEFORE \_ H-Ea180Sa \_ 27  
 77.78% \_ -0.23 \_ FALL \_ 1 days \_ BEFORE \_ H-Ma90Ur \_ 27  
 71.43% \_ -0.56 \_ FALL \_ 3 days \_ BEFORE \_ H-Ea180Sa \_ 28  
 72.41% \_ 0.46 \_ RISE \_ 1 days \_ AFTER \_ G-Me180PI \_ 29  
 68.63% \_ 0.52 \_ RISE \_ 3 days \_ AFTER \_ G-Ve120Ju \_ 51  
 72.41% \_ -0.27 \_ FALL \_ 1 days \_ AFTER \_ G-Ma60Sa \_ 29  
 68.97% \_ -0.40 \_ FALL \_ 1 days \_ AFTER \_ G-Ma30Ur \_ 29  
 78.12% \_ -0.23 \_ FALL \_ 1 days \_ AFTER \_ H-Ve90Ea \_ 32  
 67.07% \_ -0.29 \_ FALL \_ 1 days \_ AFTER \_ H-Ve30Ju \_ 82  
 70.00% \_ -0.65 \_ FALL \_ 3 days \_ AFTER \_ G-Ma30Ur \_ 30

(JNJ) Johnson & Johnson start Aug-26-1969

72.97% \_ 0.84 \_ RISE \_ 1 days \_ BEFORE \_ G-Mo0Me \_ 37  
 69.23% \_ 0.16 \_ RISE \_ 1 days \_ BEFORE \_ G-Me60Ve \_ 65  
 69.44% \_ 0.14 \_ RISE \_ 1 days \_ BEFORE \_ G-Ve120Ma \_ 36  
 68.97% \_ 0.25 \_ RISE \_ 1 days \_ BEFORE \_ G-Ve180Ur \_ 29  
 79.31% \_ 0.23 \_ RISE \_ 1 days \_ BEFORE \_ G-Ma90Sa \_ 29  
 69.70% \_ 0.25 \_ RISE \_ 1 days \_ BEFORE \_ G-Ma150PI \_ 33  
 68.97% \_ 0.22 \_ RISE \_ 1 days \_ BEFORE \_ H-Ma120PI \_ 29  
 69.81% \_ 0.30 \_ RISE \_ 3 days \_ BEFORE \_ G-Su60Ju \_ 53  
 68.42% \_ 0.35 \_ RISE \_ 3 days \_ BEFORE \_ G-Su90Ne \_ 57  
 88.46% \_ 0.44 \_ RISE \_ 3 days \_ BEFORE \_ G-Ma90Sa \_ 26

74.19% \_ 0.12 \_ RISE \_ 3 days \_ BEFORE \_ H-Ve180Ma \_ 31  
 78.26% \_ 0.37 \_ RISE \_ 3 days \_ BEFORE \_ H-Ve0Ju \_ 46  
 75.00% \_ 0.29 \_ RISE \_ 3 days \_ BEFORE \_ H-Ea0Ne \_ 28  
 73.33% \_ -0.30 \_ FALL \_ 1 days \_ BEFORE \_ G-Ve0Ma \_ 30  
 68.57% \_ -0.20 \_ FALL \_ 3 days \_ BEFORE \_ G-Ma150Ur \_ 35  
 67.57% \_ 0.77 \_ RISE \_ 1 days \_ AFTER \_ G-Mo180Ve \_ 37  
 72.41% \_ 0.29 \_ RISE \_ 3 days \_ AFTER \_ G-Ve0Ma \_ 29  
 69.64% \_ 0.29 \_ RISE \_ 3 days \_ AFTER \_ G-Su120Ur \_ 56  
 70.00% \_ 0.21 \_ RISE \_ 3 days \_ AFTER \_ H-Ma60PI \_ 31  
 77.78% \_ -0.21 \_ FALL \_ 1 days \_ AFTER \_ H-Ma150Ne \_ 27  
 70.97% \_ -0.39 \_ FALL \_ 3 days \_ AFTER \_ H-Ve180Ma \_ 31

(JOS) Jostens start Jan-3-1968

67.65% \_ 0.37 \_ RISE \_ 1 days \_ BEFORE \_ G-Mo0Su \_ 34  
 70.27% \_ 0.34 \_ RISE \_ 3 days \_ BEFORE \_ G-Me120Ma \_ 37  
 76.92% \_ 0.29 \_ RISE \_ 3 days \_ BEFORE \_ H-Ea180Ju \_ 26  
 68.97% \_ 0.43 \_ RISE \_ 3 days \_ BEFORE \_ H-Ea180PI \_ 29  
 75.76% \_ 0.35 \_ RISE \_ 1 days \_ AFTER \_ G-Mo0Ma \_ 33  
 67.16% \_ 0.32 \_ RISE \_ 1 days \_ AFTER \_ G-Mo30Ur \_ 67  
 70.97% \_ 0.28 \_ RISE \_ 1 days \_ AFTER \_ G-Mo180PI \_ 31  
 68.75% \_ 0.21 \_ RISE \_ 1 days \_ AFTER \_ G-Me150Ju \_ 48  
 67.74% \_ 0.14 \_ RISE \_ 1 days \_ AFTER \_ G-Me180Sa \_ 31  
 70.00% \_ 0.20 \_ RISE \_ 1 days \_ AFTER \_ G-Ve120Ju \_ 40  
 73.33% \_ 0.18 \_ RISE \_ 1 days \_ AFTER \_ G-Ma150Ne \_ 30  
 71.88% \_ 0.31 \_ RISE \_ 3 days \_ AFTER \_ G-Me180Ne \_ 32  
 70.00% \_ 0.31 \_ RISE \_ 3 days \_ AFTER \_ G-Ve180Ur \_ 30  
 69.23% \_ 0.35 \_ RISE \_ 3 days \_ AFTER \_ G-Su60Ju \_ 52  
 77.78% \_ 0.20 \_ RISE \_ 3 days \_ AFTER \_ H-Ma60PI \_ 28  
 80.65% \_ 0.85 \_ RISE \_ 10 days \_ AFTER \_ G-Ve0PI \_ 31  
 71.43% \_ -0.18 \_ FALL \_ 1 days \_ AFTER \_ G-Me0Sa \_ 35  
 68.97% \_ -0.18 \_ FALL \_ 1 days \_ AFTER \_ G-Ma120Ur \_ 29  
 68.75% \_ -0.17 \_ FALL \_ 1 days \_ AFTER \_ H-Ve30Ea \_ 32  
 68.18% \_ -0.18 \_ FALL \_ 1 days \_ AFTER \_ H-Ve180Ne \_ 44

(JP) Jefferson-Pilot Corp. start Jan-3-1968

71.79% \_ 0.17 \_ RISE \_ 1 days \_ BEFORE \_ G-Me0Ur \_ 39  
 67.74% \_ 0.08 \_ RISE \_ 1 days \_ BEFORE \_ G-Ma60Sa \_ 31  
 74.42% \_ 0.37 \_ RISE \_ 3 days \_ BEFORE \_ H-Ve180Ju \_ 43  
 70.00% \_ 0.13 \_ RISE \_ 3 days \_ BEFORE \_ H-Ma60Sa \_ 30  
 68.97% \_ -0.13 \_ FALL \_ 1 days \_ BEFORE \_ G-Ve180Sa \_ 29  
 74.07% \_ -0.21 \_ FALL \_ 1 days \_ BEFORE \_ G-Ma150Ju \_ 27  
 70.97% \_ -0.14 \_ FALL \_ 3 days \_ BEFORE \_ G-Me150Sa \_ 62  
 68.97% \_ -0.27 \_ FALL \_ 3 days \_ BEFORE \_ H-Ma90Ur \_ 29

68.75% \_ 0.17 \_ RISE \_ 1 days \_ AFTER \_ G-Me180PI \_ 32  
 75.00% \_ 0.14 \_ RISE \_ 1 days \_ AFTER \_ G-Ma90Ju \_ 28  
 77.78% \_ 0.17 \_ RISE \_ 1 days \_ AFTER \_ G-Ma150Ju \_ 27  
 69.77% \_ 0.11 \_ RISE \_ 1 days \_ AFTER \_ H-Ve180PI \_ 43  
 74.07% \_ 0.08 \_ RISE \_ 1 days \_ AFTER \_ H-Ea180Ur \_ 27  
 68.75% \_ 0.10 \_ RISE \_ 1 days \_ AFTER \_ H-Ma150PI \_ 32  
 79.31% \_ 0.20 \_ RISE \_ 3 days \_ AFTER \_ G-Me180Ne \_ 29  
 71.43% \_ 0.32 \_ RISE \_ 3 days \_ AFTER \_ G-Ve0Ma \_ 28  
 75.00% \_ 0.26 \_ RISE \_ 3 days \_ AFTER \_ H-Ea180Ne \_ 28  
 78.57% \_ -1.32 \_ FALL \_ 1 days \_ AFTER \_ H-Ma120PI \_ 28  
 68.97% \_ -0.16 \_ FALL \_ 3 days \_ AFTER \_ G-Ve180PI \_ 29  
 71.43% \_ -1.46 \_ FALL \_ 3 days \_ AFTER \_ H-Ma120PI \_ 28

(JPM) J.P. Morgan start Jan-3-1968

71.43% \_ 0.23 \_ RISE \_ 1 days \_ BEFORE \_ G-Me0Ju \_ 35  
 72.41% \_ 0.42 \_ RISE \_ 1 days \_ BEFORE \_ G-Ma90Ur \_ 29  
 68.97% \_ 0.81 \_ RISE \_ 3 days \_ BEFORE \_ G-Ve150Sa \_ 58  
 73.33% \_ 1.02 \_ RISE \_ 3 days \_ BEFORE \_ G-Ve0Ur \_ 30  
 68.97% \_ 1.34 \_ RISE \_ 3 days \_ BEFORE \_ G-Ma60Ur \_ 29  
 84.38% \_ 0.85 \_ RISE \_ 3 days \_ BEFORE \_ H-Ve180Ma \_ 32  
 68.97% \_ 0.76 \_ RISE \_ 3 days \_ BEFORE \_ H-Ma60Ne \_ 29  
 78.57% \_ 0.81 \_ RISE \_ 3 days \_ BEFORE \_ H-Ma90PI \_ 28  
 70.97% \_ 1.05 \_ RISE \_ 3 days \_ BEFORE \_ H-Ma150PI \_ 31  
 70.97% \_ -0.64 \_ FALL \_ 1 days \_ BEFORE \_ G-Me180Ju \_ 31  
 67.65% \_ -0.39 \_ FALL \_ 1 days \_ BEFORE \_ G-Ma90PI \_ 34  
 68.09% \_ -0.36 \_ FALL \_ 1 days \_ BEFORE \_ H-Me0Ma \_ 94  
 69.05% \_ -0.29 \_ FALL \_ 1 days \_ BEFORE \_ H-Ve180Ur \_ 42  
 68.97% \_ -0.62 \_ FALL \_ 1 days \_ BEFORE \_ H-Ea120Ma \_ 29  
 75.00% \_ -1.13 \_ FALL \_ 3 days \_ BEFORE \_ G-Me180Ju \_ 32  
 74.07% \_ -1.69 \_ FALL \_ 3 days \_ BEFORE \_ G-Ve0Ma \_ 27  
 70.27% \_ 1.67 \_ RISE \_ 1 days \_ AFTER \_ G-Mo0Ma \_ 37  
 67.19% \_ 0.47 \_ RISE \_ 1 days \_ AFTER \_ G-Me150Ne \_ 64  
 70.00% \_ 0.60 \_ RISE \_ 1 days \_ AFTER \_ G-Ma60PI \_ 30  
 74.07% \_ 0.51 \_ RISE \_ 1 days \_ AFTER \_ H-Ma30Ne \_ 27  
 68.97% \_ 0.63 \_ RISE \_ 3 days \_ AFTER \_ H-Ea0Sa \_ 29  
 68.52% \_ -0.50 \_ FALL \_ 1 days \_ AFTER \_ G-Ve90Ju \_ 54  
 67.80% \_ -0.42 \_ FALL \_ 1 days \_ AFTER \_ G-Ve120Ne \_ 59  
 67.47% \_ -0.40 \_ FALL \_ 1 days \_ AFTER \_ H-Me180Ea \_ 83  
 73.40% \_ -0.36 \_ FALL \_ 1 days \_ AFTER \_ H-Me0Ma \_ 94  
 81.48% \_ -0.36 \_ FALL \_ 1 days \_ AFTER \_ H-Ea180Sa \_ 27  
 69.23% \_ -0.62 \_ FALL \_ 1 days \_ AFTER \_ H-Ea90Ne \_ 52  
 73.33% \_ -1.26 \_ FALL \_ 3 days \_ AFTER \_ G-Ve0Ju \_ 30  
 68.09% \_ -0.73 \_ FALL \_ 3 days \_ AFTER \_ H-Ve180PI \_ 47

70.97% -0.92 FALL 3 days AFTER H-Ma150PI 31

(K) Kellogg start Jan-3-1968

67.65% 0.38 RISE 1 days BEFORE G-Me60Ju 68  
 68.75% 0.33 RISE 1 days BEFORE G-Me180Sa 32  
 67.31% 0.28 RISE 1 days BEFORE G-Ve150PI 52  
 68.06% 0.59 RISE 3 days BEFORE G-Me60Ju 72  
 68.75% 0.43 RISE 3 days BEFORE G-Ve180Ur 32  
 73.33% 0.41 RISE 3 days BEFORE G-Ma90Sa 30  
 70.37% 0.51 RISE 3 days BEFORE H-Ea60Ju 54  
 70.37% 0.42 RISE 3 days BEFORE H-Ea90Ju 54  
 71.79% -0.50 FALL 1 days BEFORE G-Mo0Ur 39  
 68.97% -0.32 FALL 1 days BEFORE H-Ea180Ur 29  
 68.97% -0.59 FALL 3 days BEFORE G-Ma30Sa 29  
 73.53% 0.34 RISE 1 days AFTER G-Me0Ne 34  
 69.44% 0.29 RISE 1 days AFTER H-Ve120Ea 36  
 70.97% 0.38 RISE 3 days AFTER G-Me180Ne 31  
 72.22% 0.45 RISE 3 days AFTER G-Su90Ne 54  
 69.09% 0.78 RISE 3 days AFTER H-Ea30Ur 55  
 71.70% 0.47 RISE 3 days AFTER H-Ea90Ne 53  
 67.09% -0.73 FALL 1 days AFTER G-Mo120Sa 79  
 74.07% -0.29 FALL 1 days AFTER G-Su90Ma 27  
 70.00% -0.31 FALL 1 days AFTER H-Ma150PI 30

(KBH) Kaufman & Broad start Aug-5-1986

70.00% 0.37 RISE 1 days BEFORE G-Me30Ur 30  
 72.41% -0.78 FALL 3 days BEFORE G-Me150Ju 29  
 69.44% -0.76 FALL 3 days BEFORE H-Ve90Sa 36  
 78.12% 0.34 RISE 1 days AFTER H-Ve90Ju 32  
 70.59% 0.45 RISE 3 days AFTER H-Me0Ea 34  
 68.29% -0.35 FALL 1 days AFTER H-Me0Ur 41  
 67.39% -0.37 FALL 1 days AFTER H-Me0Ne 46  
 70.97% -0.28 FALL 1 days AFTER H-Ve60Ju 31  
 75.86% -0.38 FALL 1 days AFTER H-Ve150Ju 29  
 88.89% -0.40 FALL 1 days AFTER H-Ve150Ne 27  
 74.07% -0.68 FALL 3 days AFTER G-Me30PI 27  
 72.97% -0.73 FALL 3 days AFTER H-Ve30Ne 37

(KEY) KeyCorp start July-5-1972

69.44% 0.11 RISE 1 days BEFORE G-Me60Ve 36  
 67.44% 0.10 RISE 1 days BEFORE G-Me60PI 43  
 68.75% 0.14 RISE 1 days BEFORE G-Su150Ne 32  
 71.88% 0.16 RISE 1 days BEFORE G-Su150PI 32

67.74% 0.14 RISE 1 days BEFORE H-Ea60Ju 31  
 71.88% 0.15 RISE 1 days BEFORE H-Ea60PI 32  
 78.57% 0.20 RISE 3 days BEFORE G-Me0Ne 28  
 70.59% 0.28 RISE 3 days BEFORE G-Ve30Su 51  
 68.12% 0.16 RISE 3 days BEFORE H-Ve120Sa 69  
 74.36% 0.30 RISE 3 days BEFORE H-Ea120Ne 39  
 67.50% 0.45 RISE 1 days AFTER G-Mo0Ju 40  
 67.09% 0.42 RISE 1 days AFTER G-Mo60Sa 79  
 69.23% 1.04 RISE 1 days AFTER G-Mo30Ur 78  
 71.05% 0.09 RISE 1 days AFTER G-Me120Ne 38  
 80.56% 0.26 RISE 1 days AFTER G-Me150Ne 36  
 79.49% 0.15 RISE 1 days AFTER G-Me90PI 39  
 75.00% 0.15 RISE 1 days AFTER G-Ve150PI 28  
 84.62% 0.13 RISE 1 days AFTER G-Su30Ju 26  
 100.00% 0.15 RISE 1 days AFTER G-Su60Ju 27  
 69.70% 0.11 RISE 1 days AFTER G-Su60Sa 33  
 71.88% 0.10 RISE 1 days AFTER G-Su90Sa 32  
 68.97% 0.15 RISE 1 days AFTER G-Su30Ur 29  
 68.18% 0.10 RISE 1 days AFTER H-Ve90Ju 44  
 68.75% 0.15 RISE 1 days AFTER H-Ve30Sa 48  
 67.35% 0.14 RISE 1 days AFTER H-Ve30Ur 49  
 71.43% 0.18 RISE 1 days AFTER H-Ve0Ne 28  
 77.78% 0.15 RISE 1 days AFTER H-Ea30Ju 27  
 72.73% 0.11 RISE 1 days AFTER H-Ea60Ur 33  
 70.00% 0.12 RISE 1 days AFTER H-Ea30Ne 30  
 73.68% 0.19 RISE 3 days AFTER G-Ve60Ju 38  
 78.79% 0.17 RISE 3 days AFTER G-Su120Ju 33  
 73.53% 0.35 RISE 3 days AFTER G-Su150Ju 34  
 77.78% 0.21 RISE 3 days AFTER G-Su90PI 36  
 73.17% 0.14 RISE 3 days AFTER H-Me180Ju 82  
 81.25% 0.20 RISE 3 days AFTER H-Ea150Sa 32  
 73.68% 0.22 RISE 3 days AFTER H-Ea60Ur 38  
 74.36% 0.18 RISE 3 days AFTER H-Ea30PI 39  
 80.00% 0.50 RISE 10 days AFTER G-Ma150Ne 30  
 67.57% -0.23 FALL 1 days AFTER G-Me120Ju 37  
 80.65% -0.11 FALL 1 days AFTER G-Me90Ne 31  
 85.19% -0.11 FALL 1 days AFTER H-Ea30Sa 27  
 71.88% -0.15 FALL 1 days AFTER H-Ea60PI 32  
 68.42% -0.20 FALL 3 days AFTER H-Ea30Sa 38

(KLAC) KLA-Tencor Aug-2-1982

71.43% 1.10 RISE 3 days BEFORE G-Me150PI 35  
 72.41% 1.10 RISE 3 days BEFORE G-Ve150Ju 29

71.88% \_ 0.93 \_ RISE \_ 3 days \_ BEFORE \_ G-Su30Ne \_ 32  
 74.19% \_ 0.60 \_ RISE \_ 3 days \_ BEFORE \_ G-Su120Ne \_ 31  
 68.75% \_ 0.75 \_ RISE \_ 3 days \_ BEFORE \_ H-Ea120Ne \_ 32  
 72.73% \_ 0.95 \_ RISE \_ 3 days \_ BEFORE \_ H-Ea150Ne \_ 33  
 80.77% \_ 0.68 \_ RISE \_ 10 days \_ BEFORE \_ H-Ve0Sa \_ 26  
 68.42% \_ -1.10 \_ FALL \_ 1 days \_ BEFORE \_ G-Mo120Me \_ 76  
 83.33% \_ 1.09 \_ RISE \_ 1 days \_ AFTER \_ G-Mo0Me \_ 36  
 76.32% \_ 1.56 \_ RISE \_ 1 days \_ AFTER \_ G-Mo180Ve \_ 38  
 74.07% \_ 0.48 \_ RISE \_ 1 days \_ AFTER \_ G-Me150Ne \_ 27  
 75.00% \_ 0.39 \_ RISE \_ 1 days \_ AFTER \_ H-Ve30Ma \_ 28  
 70.97% \_ 0.75 \_ RISE \_ 3 days \_ AFTER \_ G-Ve90Ju \_ 31  
 86.67% \_ 0.70 \_ RISE \_ 3 days \_ AFTER \_ G-Ve30Ne \_ 30  
 75.00% \_ 0.90 \_ RISE \_ 3 days \_ AFTER \_ G-Ve60PI \_ 32  
 76.67% \_ 0.92 \_ RISE \_ 3 days \_ AFTER \_ G-Ve150PI \_ 30  
 68.75% \_ 0.44 \_ RISE \_ 3 days \_ AFTER \_ G-Su30Ne \_ 32  
 78.26% \_ 1.00 \_ RISE \_ 3 days \_ AFTER \_ H-Ve120Sa \_ 46  
 67.74% \_ -0.80 \_ FALL \_ 1 days \_ AFTER \_ G-Me150Sa \_ 31  
 74.19% \_ -0.30 \_ FALL \_ 1 days \_ AFTER \_ G-Me120Ur \_ 31  
 75.86% \_ -0.42 \_ FALL \_ 1 days \_ AFTER \_ G-Me120PI \_ 29  
 72.41% \_ -0.37 \_ FALL \_ 1 days \_ AFTER \_ G-Ve150Ne \_ 29  
 75.00% \_ -0.43 \_ FALL \_ 1 days \_ AFTER \_ G-Su30Ju \_ 28  
 67.39% \_ -0.59 \_ FALL \_ 1 days \_ AFTER \_ H-Ve30Ne \_ 46  
 67.44% \_ -0.32 \_ FALL \_ 1 days \_ AFTER \_ H-Ve120Ne \_ 43  
 71.43% \_ -0.70 \_ FALL \_ 3 days \_ AFTER \_ G-Me120PI \_ 35  
 68.75% \_ -0.79 \_ FALL \_ 3 days \_ AFTER \_ H-Me180Ea \_ 48  
 76.67% \_ -0.98 \_ FALL \_ 3 days \_ AFTER \_ H-Ea120PI \_ 30  
 68.75% \_ -0.62 \_ FALL \_ 3 days \_ AFTER \_ H-Ea150PI \_ 32

(KM) KMart start Jan-3-1968

69.23% \_ 0.20 \_ RISE \_ 1 days \_ BEFORE \_ G-Ve90Ma \_ 39  
 69.09% \_ 0.40 \_ RISE \_ 3 days \_ BEFORE \_ G-Su60Ju \_ 55  
 67.35% \_ -0.20 \_ FALL \_ 1 days \_ BEFORE \_ G-Su150Ju \_ 49  
 67.65% \_ -0.16 \_ FALL \_ 1 days \_ BEFORE \_ G-Ma120Ur \_ 34  
 72.73% \_ -0.15 \_ FALL \_ 1 days \_ BEFORE \_ G-Ma150Ur \_ 33  
 68.97% \_ -0.36 \_ FALL \_ 1 days \_ BEFORE \_ G-Ma90Ne \_ 29  
 69.09% \_ -0.20 \_ FALL \_ 1 days \_ BEFORE \_ H-Ea30Sa \_ 55  
 72.41% \_ -0.17 \_ FALL \_ 1 days \_ BEFORE \_ H-Ma60PI \_ 29  
 77.42% \_ -0.30 \_ FALL \_ 3 days \_ BEFORE \_ G-Ma60Ne \_ 31  
 78.57% \_ -0.25 \_ FALL \_ 3 days \_ BEFORE \_ H-Ea180Sa \_ 28  
 70.00% \_ -0.34 \_ FALL \_ 3 days \_ BEFORE \_ H-Ea180Ne \_ 30  
 70.97% \_ 0.21 \_ RISE \_ 1 days \_ AFTER \_ G-Mo0Me \_ 31  
 69.70% \_ 0.19 \_ RISE \_ 1 days \_ AFTER \_ G-Ve120Ma \_ 33  
 68.97% \_ 0.16 \_ RISE \_ 1 days \_ AFTER \_ H-Ma60PI \_ 29

70.00% \_ 0.50 \_ RISE \_ 3 days \_ AFTER \_ G-Me180Sa \_ 30  
 71.43% \_ 0.31 \_ RISE \_ 3 days \_ AFTER \_ G-Ve180Ju \_ 28  
 70.00% \_ 0.28 \_ RISE \_ 3 days \_ AFTER \_ G-Ve0Ur \_ 30  
 72.41% \_ 0.27 \_ RISE \_ 3 days \_ AFTER \_ G-Ma120Ju \_ 29  
 77.42% \_ 0.38 \_ RISE \_ 3 days \_ AFTER \_ G-Ma90PI \_ 31  
 71.43% \_ -0.20 \_ FALL \_ 1 days \_ AFTER \_ G-Ve180Ur \_ 28  
 68.63% \_ -0.20 \_ FALL \_ 1 days \_ AFTER \_ G-Su60Ur \_ 51  
 71.15% \_ -0.17 \_ FALL \_ 1 days \_ AFTER \_ H-Ea120PI \_ 52  
 77.78% \_ -0.18 \_ FALL \_ 1 days \_ AFTER \_ H-Ma90Sa \_ 27  
 75.00% \_ -0.17 \_ FALL \_ 1 days \_ AFTER \_ H-Ma60Ur \_ 28  
 71.43% \_ -0.17 \_ FALL \_ 1 days \_ AFTER \_ H-Ma120Ur \_ 28  
 68.75% \_ -0.25 \_ FALL \_ 3 days \_ AFTER \_ G-Ve0Ju \_ 32  
 82.14% \_ -0.41 \_ FALL \_ 3 days \_ AFTER \_ H-Ma90Sa \_ 28

(KMB) Kimberly-Clark start Jan-3-1968

69.70% \_ 0.23 \_ RISE \_ 1 days \_ BEFORE \_ G-Ma150PI \_ 33  
 75.00% \_ 0.22 \_ RISE \_ 1 days \_ BEFORE \_ H-Ea0Ur \_ 28  
 79.31% \_ 0.28 \_ RISE \_ 1 days \_ BEFORE \_ H-Ma60Ur \_ 29  
 68.57% \_ 0.66 \_ RISE \_ 3 days \_ BEFORE \_ G-Me180Sa \_ 35  
 68.97% \_ 0.63 \_ RISE \_ 3 days \_ BEFORE \_ G-Ve180Ju \_ 29  
 69.35% \_ 0.45 \_ RISE \_ 3 days \_ BEFORE \_ G-Ve120Ur \_ 62  
 68.75% \_ 0.37 \_ RISE \_ 3 days \_ BEFORE \_ G-Ve180PI \_ 32  
 70.00% \_ 0.41 \_ RISE \_ 3 days \_ BEFORE \_ G-Ma90Ju \_ 30  
 71.43% \_ 0.78 \_ RISE \_ 3 days \_ BEFORE \_ G-Ma150Ju \_ 28  
 74.07% \_ 0.74 \_ RISE \_ 3 days \_ BEFORE \_ H-Ea0Sa \_ 27  
 71.88% \_ 0.46 \_ RISE \_ 3 days \_ BEFORE \_ H-Ma90PI \_ 32  
 67.39% \_ -0.21 \_ FALL \_ 1 days \_ BEFORE \_ H-Ve180Ju \_ 46  
 68.18% \_ -0.22 \_ FALL \_ 1 days \_ BEFORE \_ H-Ve180Sa \_ 44  
 67.74% \_ -0.27 \_ FALL \_ 1 days \_ BEFORE \_ H-Ma30Sa \_ 31  
 67.16% \_ 0.24 \_ RISE \_ 1 days \_ AFTER \_ G-Me150PI \_ 67  
 68.00% \_ 0.16 \_ RISE \_ 1 days \_ AFTER \_ G-Su120PI \_ 50  
 83.33% \_ 0.28 \_ RISE \_ 1 days \_ AFTER \_ G-Ma90Sa \_ 24  
 78.57% \_ 0.24 \_ RISE \_ 1 days \_ AFTER \_ G-Ma60Ne \_ 28  
 71.43% \_ 0.20 \_ RISE \_ 1 days \_ AFTER \_ G-Ma60PI \_ 28  
 68.42% \_ 0.26 \_ RISE \_ 1 days \_ AFTER \_ H-Ea120Ne \_ 57  
 75.86% \_ 0.25 \_ RISE \_ 1 days \_ AFTER \_ H-Ma60Ur \_ 29  
 70.00% \_ 0.55 \_ RISE \_ 3 days \_ AFTER \_ G-Me180Ju \_ 30  
 71.88% \_ 0.43 \_ RISE \_ 3 days \_ AFTER \_ G-Me180Ur \_ 32  
 73.33% \_ 0.49 \_ RISE \_ 3 days \_ AFTER \_ G-Ma60Ne \_ 30  
 71.43% \_ 0.47 \_ RISE \_ 3 days \_ AFTER \_ G-Ma90PI \_ 35  
 75.76% \_ 0.44 \_ RISE \_ 3 days \_ AFTER \_ H-Ve90Ea \_ 33  
 73.21% \_ 0.56 \_ RISE \_ 3 days \_ AFTER \_ H-Ea30PI \_ 56

74.19% \_ 0.49 \_ RISE \_ 3 days \_ AFTER \_ H-Ma60Ur \_ 31  
 70.97% \_ 0.52 \_ RISE \_ 3 days \_ AFTER \_ H-Ma120Ne \_ 31  
 82.35% \_ 0.80 \_ RISE \_ 10 days \_ AFTER \_ G-Ma90PI \_ 34  
 67.44% \_ -0.27 \_ FALL \_ 1 days \_ AFTER \_ H-Ve0Ju \_ 43  
 74.07% \_ -0.21 \_ FALL \_ 1 days \_ AFTER \_ H-Ea0Ne \_ 27  
 71.43% \_ -0.27 \_ FALL \_ 1 days \_ AFTER \_ H-Ma120Ur \_ 28  
 70.00% \_ -0.22 \_ FALL \_ 1 days \_ AFTER \_ H-Ma30PI \_ 30  
 75.76% \_ -0.50 \_ FALL \_ 3 days \_ AFTER \_ G-Ma120Ne \_ 33  
 75.86% \_ -0.41 \_ FALL \_ 3 days \_ AFTER \_ H-Ma150Ur \_ 29

(KMG) Kerr-McGee start Jan-3-1968

70.00% \_ 0.53 \_ RISE \_ 1 days \_ BEFORE \_ G-Ve180Ju \_ 30  
 68.75% \_ 0.32 \_ RISE \_ 1 days \_ BEFORE \_ G-Ve180Ur \_ 32  
 69.05% \_ 0.43 \_ RISE \_ 1 days \_ BEFORE \_ H-Ve180Ju \_ 42  
 68.97% \_ 0.41 \_ RISE \_ 1 days \_ BEFORE \_ H-Ea180PI \_ 29  
 69.70% \_ 0.45 \_ RISE \_ 1 days \_ BEFORE \_ H-Ma150Ne \_ 33  
 67.74% \_ 0.42 \_ RISE \_ 1 days \_ BEFORE \_ H-Ma90PI \_ 31  
 69.70% \_ 0.61 \_ RISE \_ 3 days \_ BEFORE \_ G-Ve180Ur \_ 33  
 71.43% \_ 0.57 \_ RISE \_ 3 days \_ BEFORE \_ G-Su60Ma \_ 28  
 70.97% \_ -0.36 \_ FALL \_ 1 days \_ BEFORE \_ G-Ve0Sa \_ 31  
 75.86% \_ -0.64 \_ FALL \_ 1 days \_ BEFORE \_ H-Ma90Ur \_ 29  
 70.21% \_ -0.72 \_ FALL \_ 3 days \_ BEFORE \_ H-Ve0Ur \_ 47  
 70.00% \_ -0.92 \_ FALL \_ 3 days \_ BEFORE \_ H-Ma150Sa \_ 30  
 69.05% \_ 0.57 \_ RISE \_ 1 days \_ AFTER \_ G-Me0Ma \_ 42  
 67.65% \_ 0.44 \_ RISE \_ 1 days \_ AFTER \_ G-Me60Ma \_ 68  
 85.19% \_ 0.47 \_ RISE \_ 1 days \_ AFTER \_ H-Ma60Ne \_ 27  
 73.33% \_ 1.14 \_ RISE \_ 3 days \_ AFTER \_ G-Me0Ma \_ 45  
 70.97% \_ -0.44 \_ FALL \_ 1 days \_ AFTER \_ G-Me180Sa \_ 31  
 73.58% \_ -0.52 \_ FALL \_ 1 days \_ AFTER \_ G-Ve30Ju \_ 53  
 72.41% \_ -0.42 \_ FALL \_ 1 days \_ AFTER \_ G-Ma30Ju \_ 29  
 70.59% \_ -0.47 \_ FALL \_ 1 days \_ AFTER \_ G-Ma120Ur \_ 34  
 67.65% \_ -0.46 \_ FALL \_ 1 days \_ AFTER \_ G-Ma90Ne \_ 34  
 67.65% \_ -0.57 \_ FALL \_ 1 days \_ AFTER \_ H-Ve30Ea \_ 34  
 70.49% \_ -0.44 \_ FALL \_ 1 days \_ AFTER \_ H-Ve120Ma \_ 61  
 70.37% \_ -0.46 \_ FALL \_ 1 days \_ AFTER \_ H-Ea60Ju \_ 54  
 68.97% \_ -0.60 \_ FALL \_ 1 days \_ AFTER \_ H-Ma30Ne \_ 29  
 76.67% \_ -0.96 \_ FALL \_ 3 days \_ AFTER \_ G-Ve0Sa \_ 30  
 74.07% \_ -0.82 \_ FALL \_ 3 days \_ AFTER \_ H-Ea30Ma \_ 28

(KO) Coca Cola start Jan-3-68

67.53% \_ 0.94 \_ RISE \_ 1 days \_ BEFORE \_ G-Mo30Su \_ 77  
 70.73% \_ 0.82 \_ RISE \_ 1 days \_ BEFORE \_ G-Mo180Ur \_ 41  
 68.67% \_ 0.93 \_ RISE \_ 1 days \_ BEFORE \_ G-Mo150Ne \_ 83

69.44% \_ 0.13 \_ RISE \_ 1 days \_ BEFORE \_ G-Ma150PI \_ 36  
 71.88% \_ 0.34 \_ RISE \_ 3 days \_ BEFORE \_ G-Ve0Ne \_ 32  
 70.69% \_ 0.38 \_ RISE \_ 3 days \_ BEFORE \_ H-Ea120Ne \_ 58  
 82.76% \_ 0.17 \_ RISE \_ 3 days \_ BEFORE \_ H-Ma60Ne \_ 29  
 67.27% \_ -0.17 \_ FALL \_ 1 days \_ BEFORE \_ G-Ve120Ju \_ 55  
 67.39% \_ -0.09 \_ FALL \_ 1 days \_ BEFORE \_ H-Ve180Ur \_ 46  
 67.57% \_ 0.70 \_ RISE \_ 1 days \_ AFTER \_ G-Mo0Su \_ 37  
 72.22% \_ 0.10 \_ RISE \_ 1 days \_ AFTER \_ G-Ve120Ma \_ 36  
 70.00% \_ 0.13 \_ RISE \_ 1 days \_ AFTER \_ G-Su90Sa \_ 50  
 76.92% \_ 0.04 \_ RISE \_ 1 days \_ AFTER \_ H-Ea120Ma \_ 26  
 70.91% \_ 0.14 \_ RISE \_ 1 days \_ AFTER \_ H-Ea60Ur \_ 55  
 80.77% \_ 0.16 \_ RISE \_ 1 days \_ AFTER \_ H-Ma60Ju \_ 26  
 67.74% \_ 0.18 \_ RISE \_ 1 days \_ AFTER \_ H-Ma30Ur \_ 31  
 69.74% \_ 0.29 \_ RISE \_ 3 days \_ AFTER \_ G-Me0Ve \_ 76  
 70.83% \_ 0.26 \_ RISE \_ 3 days \_ AFTER \_ G-Me90Sa \_ 72  
 78.57% \_ 0.35 \_ RISE \_ 3 days \_ AFTER \_ G-Ve0Ma \_ 28  
 70.00% \_ 0.30 \_ RISE \_ 3 days \_ AFTER \_ G-Ma90Ju \_ 30  
 70.97% \_ 0.24 \_ RISE \_ 3 days \_ AFTER \_ G-Ma30Sa \_ 31  
 70.83% \_ 0.26 \_ RISE \_ 3 days \_ AFTER \_ H-Ve60PI \_ 96  
 71.43% \_ 0.15 \_ RISE \_ 3 days \_ AFTER \_ H-Ea0Sa \_ 28  
 69.64% \_ 0.22 \_ RISE \_ 3 days \_ AFTER \_ H-Ea120Sa \_ 57  
 68.33% \_ 0.41 \_ RISE \_ 3 days \_ AFTER \_ H-Ea150Sa \_ 60  
 81.48% \_ -0.08 \_ FALL \_ 1 days \_ AFTER \_ H-Ea150Ma \_ 27  
 76.67% \_ -0.35 \_ FALL \_ 3 days \_ AFTER \_ H-Ma90Sa \_ 30  
 71.88% \_ -0.28 \_ FALL \_ 3 days \_ AFTER \_ H-Ma150Ne \_ 32

(KR) Kroger start Oct-11-1988

80.00% \_ 0.47 \_ RISE \_ 1 days \_ BEFORE \_ G-Me30Ju \_ 25  
 68.97% \_ 0.51 \_ RISE \_ 1 days \_ BEFORE \_ H-Me0Ma \_ 29  
 68.97% \_ 0.86 \_ RISE \_ 3 days \_ BEFORE \_ G-Me60PI \_ 29  
 69.77% \_ -0.39 \_ FALL \_ 1 days \_ BEFORE \_ H-Me120Ve \_ 43  
 80.00% \_ -1.20 \_ FALL \_ 10 days \_ BEFORE \_ G-Me90Ur \_ 25  
 68.57% \_ 0.59 \_ RISE \_ 1 days \_ AFTER \_ G-Mo180Ve \_ 35  
 72.22% \_ 0.80 \_ RISE \_ 1 days \_ AFTER \_ G-Mo0Ju \_ 36  
 75.86% \_ 0.51 \_ RISE \_ 1 days \_ AFTER \_ H-Me0Ma \_ 29  
 71.43% \_ 0.52 \_ RISE \_ 1 days \_ AFTER \_ H-Ve150Sa \_ 28  
 72.41% \_ 0.46 \_ RISE \_ 1 days \_ AFTER \_ H-Ve90Ur \_ 29  
 68.97% \_ 0.44 \_ RISE \_ 1 days \_ AFTER \_ H-Ve30Ne \_ 29  
 74.07% \_ 0.60 \_ RISE \_ 1 days \_ AFTER \_ H-Ve150PI \_ 27  
 67.44% \_ -0.48 \_ FALL \_ 1 days \_ AFTER \_ H-Me120Ve \_ 43

(KRB) MBNA Corp. start Jan-24-1991

69.23% \_ 0.45 \_ RISE \_ 1 days \_ BEFORE \_ G-Mo180PI \_ 39



69.70% \_ 0.17 \_ RISE \_ 1 days \_ BEFORE \_ H-Me180Ur \_ 33  
 68.75% \_ 0.20 \_ RISE \_ 1 days \_ BEFORE \_ H-Me0Ne \_ 32  
 67.69% \_ 0.24 \_ RISE \_ 1 days \_ BEFORE \_ H-Me90PI \_ 65  
 80.77% \_ 0.19 \_ RISE \_ 1 days \_ BEFORE \_ H-Ve150PI \_ 26  
 70.69% \_ 0.27 \_ RISE \_ 3 days \_ BEFORE \_ H-Me60Ma \_ 58  
 69.70% \_ 0.33 \_ RISE \_ 3 days \_ BEFORE \_ H-Me150Sa \_ 66  
 68.18% \_ 0.29 \_ RISE \_ 3 days \_ BEFORE \_ H-Me60Ne \_ 66  
 80.77% \_ 0.59 \_ RISE \_ 10 days \_ BEFORE \_ H-Ve120Sa \_ 26  
 67.50% \_ -0.43 \_ FALL \_ 1 days \_ BEFORE \_ G-Mo0Sa \_ 40  
 67.95% \_ -0.45 \_ FALL \_ 1 days \_ BEFORE \_ G-Mo90Ne \_ 78  
 73.68% \_ 0.39 \_ RISE \_ 1 days \_ AFTER \_ G-Mo0Ur \_ 38  
 68.75% \_ 0.22 \_ RISE \_ 1 days \_ AFTER \_ H-Me90Sa \_ 64  
 71.88% \_ 0.22 \_ RISE \_ 1 days \_ AFTER \_ H-Me0PI \_ 32  
 71.88% \_ 0.34 \_ RISE \_ 3 days \_ AFTER \_ H-Me0PI \_ 32  
 88.46% \_ 0.41 \_ RISE \_ 3 days \_ AFTER \_ H-Ve90Ne \_ 26

(KRI) Knight Ridder start Jan-5-1968

67.35% \_ 0.20 \_ RISE \_ 1 days \_ BEFORE \_ H-Ea150Ne \_ 49  
 69.70% \_ 0.47 \_ RISE \_ 3 days \_ BEFORE \_ G-Me120Ma \_ 33  
 78.79% \_ 0.34 \_ RISE \_ 3 days \_ BEFORE \_ G-Ma90Ne \_ 33  
 69.64% \_ 0.35 \_ RISE \_ 3 days \_ BEFORE \_ H-Ea150Ne \_ 56  
 68.97% \_ 0.35 \_ RISE \_ 3 days \_ BEFORE \_ H-Ma60Ne \_ 29  
 72.41% \_ 0.42 \_ RISE \_ 3 days \_ BEFORE \_ H-Ma90PI \_ 29  
 74.19% \_ 0.46 \_ RISE \_ 3 days \_ BEFORE \_ H-Ma150PI \_ 31  
 67.65% \_ -0.36 \_ FALL \_ 1 days \_ BEFORE \_ G-Mo180Su \_ 34  
 70.00% \_ -0.50 \_ FALL \_ 1 days \_ BEFORE \_ G-Mo180Sa \_ 40  
 71.43% \_ -0.14 \_ FALL \_ 1 days \_ BEFORE \_ G-Ve0Sa \_ 28  
 72.41% \_ -0.18 \_ FALL \_ 1 days \_ BEFORE \_ G-Ma120Ne \_ 29  
 72.73% \_ -0.22 \_ FALL \_ 1 days \_ BEFORE \_ H-Ve60Ea \_ 33  
 69.57% \_ -0.24 \_ FALL \_ 1 days \_ BEFORE \_ H-Ea90Ur \_ 46  
 73.53% \_ -0.48 \_ FALL \_ 3 days \_ BEFORE \_ G-Ma150Ur \_ 34  
 68.97% \_ -0.25 \_ FALL \_ 3 days \_ BEFORE \_ G-Ma120Ne \_ 29  
 67.65% \_ 0.57 \_ RISE \_ 1 days \_ AFTER \_ G-Mo180Me \_ 34  
 75.76% \_ 0.64 \_ RISE \_ 1 days \_ AFTER \_ G-Mo180Su \_ 34  
 68.42% \_ 0.53 \_ RISE \_ 1 days \_ AFTER \_ G-Mo0Ju \_ 38  
 69.64% \_ 0.26 \_ RISE \_ 1 days \_ AFTER \_ G-Me150Ne \_ 56  
 71.19% \_ 0.17 \_ RISE \_ 1 days \_ AFTER \_ G-Me150PI \_ 59  
 71.43% \_ 0.21 \_ RISE \_ 1 days \_ AFTER \_ G-Ve150PI \_ 49  
 78.57% \_ 0.16 \_ RISE \_ 1 days \_ AFTER \_ G-Ma150Ne \_ 28  
 83.87% \_ 0.16 \_ RISE \_ 1 days \_ AFTER \_ H-Ve180Ju \_ 31  
 71.43% \_ 0.20 \_ RISE \_ 1 days \_ AFTER \_ H-Ma150Ur \_ 28  
 73.33% \_ 0.42 \_ RISE \_ 3 days \_ AFTER \_ G-Me180Sa \_ 30  
 68.54% \_ 0.45 \_ RISE \_ 3 days \_ AFTER \_ H-Ve90Ne \_ 89

78.57% \_ 0.37 \_ RISE \_ 3 days \_ AFTER \_ H-Ma150Sa \_ 28  
 69.12% \_ -0.22 \_ FALL \_ 1 days \_ AFTER \_ G-Me30PI \_ 68  
 67.65% \_ -0.22 \_ FALL \_ 1 days \_ AFTER \_ G-Me0PI \_ 34  
 67.50% \_ -0.21 \_ FALL \_ 1 days \_ AFTER \_ H-Me30Ve \_ 120  
 68.00% \_ -0.16 \_ FALL \_ 1 days \_ AFTER \_ H-Me180Ea \_ 75  
 68.52% \_ -0.23 \_ FALL \_ 1 days \_ AFTER \_ H-Ve60Ma \_ 54  
 67.86% \_ -0.27 \_ FALL \_ 1 days \_ AFTER \_ H-Ve30Ne \_ 84

(KSS) Kohl's start May-21-1992

71.43% \_ 0.38 \_ RISE \_ 1 days \_ BEFORE \_ H-Me0Ur \_ 28  
 70.97% \_ 0.73 \_ RISE \_ 3 days \_ BEFORE \_ H-Me60Ve \_ 31  
 88.89% \_ 0.46 \_ RISE \_ 3 days \_ BEFORE \_ H-Me0Ur \_ 27  
 85.71% \_ 0.86 \_ RISE \_ 3 days \_ BEFORE \_ H-Me0Ne \_ 28  
 77.36% \_ 0.79 \_ RISE \_ 3 days \_ BEFORE \_ H-Me60PI \_ 53  
 68.42% \_ -0.41 \_ FALL \_ 1 days \_ BEFORE \_ G-Mo0Ma \_ 38  
 70.00% \_ 0.74 \_ RISE \_ 1 days \_ AFTER \_ G-Mo180PI \_ 40  
 83.33% \_ 2.31 \_ RISE \_ 1 days \_ AFTER \_ H-Me0Ju \_ 24  
 69.23% \_ 0.55 \_ RISE \_ 3 days \_ AFTER \_ H-Me90Sa \_ 52

(KWP) King World Productions start Dec-6-1984

68.75% \_ 0.41 \_ RISE \_ 1 days \_ BEFORE \_ G-Mo180Ma \_ 32  
 67.65% \_ 0.15 \_ RISE \_ 1 days \_ BEFORE \_ G-Me30Ne \_ 34  
 75.00% \_ 0.21 \_ RISE \_ 1 days \_ BEFORE \_ G-Ve150Sa \_ 28  
 72.41% \_ 0.42 \_ RISE \_ 3 days \_ BEFORE \_ G-Ve30Ur \_ 29  
 70.00% \_ 0.40 \_ RISE \_ 3 days \_ BEFORE \_ G-Ve150Ne \_ 30  
 72.41% \_ 0.30 \_ RISE \_ 3 days \_ BEFORE \_ G-Ve120PI \_ 29  
 77.78% \_ -0.17 \_ FALL \_ 1 days \_ BEFORE \_ G-Ve120Ju \_ 27  
 77.78% \_ -0.27 \_ FALL \_ 1 days \_ BEFORE \_ H-Ea60Sa \_ 27  
 82.14% \_ 0.18 \_ RISE \_ 1 days \_ AFTER \_ G-Me150Ne \_ 28  
 75.00% \_ 0.30 \_ RISE \_ 1 days \_ AFTER \_ G-Me90PI \_ 32  
 72.41% \_ 0.44 \_ RISE \_ 3 days \_ AFTER \_ G-Ve30Ur \_ 29  
 70.00% \_ 0.26 \_ RISE \_ 3 days \_ AFTER \_ H-Ve60Ma \_ 30  
 68.18% \_ 0.57 \_ RISE \_ 3 days \_ AFTER \_ H-Ve150PI \_ 44  
 67.95% \_ -0.31 \_ FALL \_ 1 days \_ AFTER \_ G-Mo150Ju \_ 78  
 70.00% \_ -0.24 \_ FALL \_ 1 days \_ AFTER \_ G-Me120Ur \_ 30  
 76.67% \_ -0.23 \_ FALL \_ 1 days \_ AFTER \_ G-Me120Ne \_ 30  
 68.97% \_ -0.27 \_ FALL \_ 1 days \_ AFTER \_ G-Ve120Sa \_ 29  
 68.52% \_ -0.25 \_ FALL \_ 1 days \_ AFTER \_ H-Me0Sa \_ 54  
 69.81% \_ -0.22 \_ FALL \_ 1 days \_ AFTER \_ H-Me0Ne \_ 53  
 71.05% \_ -0.20 \_ FALL \_ 1 days \_ AFTER \_ H-Ve60Ur \_ 38

(LDG) Longs Drugs Stores start Oct-4-1971

67.57% \_ 0.55 \_ RISE \_ 1 days \_ BEFORE \_ G-Mo180Ma \_ 37

67.65% \_ 0.19 \_ RISE \_ 1 days \_ BEFORE \_ G-Me0Ne \_ 34  
 68.42% \_ 0.19 \_ RISE \_ 1 days \_ BEFORE \_ H-Ve180Ju \_ 38  
 72.22% \_ 0.34 \_ RISE \_ 3 days \_ BEFORE \_ G-Me0PI \_ 36  
 68.97% \_ 0.25 \_ RISE \_ 3 days \_ BEFORE \_ G-Ma30Sa \_ 29  
 73.68% \_ -0.40 \_ FALL \_ 1 days \_ BEFORE \_ G-Mo180Su \_ 38  
 68.63% \_ -0.23 \_ FALL \_ 1 days \_ BEFORE \_ G-Me120PI \_ 51  
 68.09% \_ -0.22 \_ FALL \_ 1 days \_ BEFORE \_ G-Ve150Ju \_ 47  
 68.57% \_ -0.18 \_ FALL \_ 1 days \_ BEFORE \_ G-Ma150Ne \_ 35  
 74.00% \_ -0.18 \_ FALL \_ 1 days \_ BEFORE \_ H-Ea60Ur \_ 50  
 71.19% \_ 0.18 \_ RISE \_ 1 days \_ AFTER \_ G-Me60Ve \_ 59  
 72.34% \_ 0.24 \_ RISE \_ 1 days \_ AFTER \_ G-Ve150Ju \_ 47  
 69.57% \_ 0.21 \_ RISE \_ 1 days \_ AFTER \_ G-Ve150PI \_ 46  
 68.09% \_ 0.25 \_ RISE \_ 1 days \_ AFTER \_ G-Su30PI \_ 47  
 67.39% \_ 0.17 \_ RISE \_ 1 days \_ AFTER \_ G-Su150PI \_ 46  
 84.00% \_ 0.21 \_ RISE \_ 1 days \_ AFTER \_ H-Ma150Ur \_ 25  
 68.75% \_ 0.25 \_ RISE \_ 3 days \_ AFTER \_ G-Su30PI \_ 48  
 74.51% \_ 0.32 \_ RISE \_ 3 days \_ AFTER \_ G-Su150PI \_ 51  
 75.00% \_ 0.31 \_ RISE \_ 3 days \_ AFTER \_ G-Ma60Ur \_ 28  
 71.05% \_ -0.29 \_ FALL \_ 1 days \_ AFTER \_ G-Mo0Sa \_ 38  
 72.41% \_ -0.12 \_ FALL \_ 1 days \_ AFTER \_ G-Me0Ju \_ 29  
 69.05% \_ -0.18 \_ FALL \_ 1 days \_ AFTER \_ G-Ve120Ur \_ 42  
 76.92% \_ -0.15 \_ FALL \_ 1 days \_ AFTER \_ G-Ma60Sa \_ 26  
 105.00% \_ -0.19 \_ FALL \_ 1 days \_ AFTER \_ G-Ma120Ur \_ 20  
 69.81% \_ -0.37 \_ FALL \_ 3 days \_ AFTER \_ G-Su90PI \_ 54

(LDW) Laidlaw start Feb-13-1998

NONE

(LEH) Lehman Brothers Holdings start June-2-1994

72.97% \_ 1.23 \_ RISE \_ 1 days \_ BEFORE \_ G-Mo0Ve \_ 37  
 68.92% \_ 1.10 \_ RISE \_ 1 days \_ BEFORE \_ G-Mo30Su \_ 74  
 70.27% \_ 1.19 \_ RISE \_ 3 days \_ BEFORE \_ H-Me90PI \_ 37  
 73.53% \_ -0.75 \_ FALL \_ 1 days \_ BEFORE \_ H-Me90Sa \_ 34  
 68.75% \_ -0.80 \_ FALL \_ 1 days \_ BEFORE \_ H-Me60Ur \_ 32  
 68.75% \_ -1.29 \_ FALL \_ 3 days \_ BEFORE \_ H-Me60Ma \_ 32  
 67.65% \_ 1.71 \_ RISE \_ 1 days \_ AFTER \_ G-Mo180Ve \_ 34  
 68.42% \_ 1.12 \_ RISE \_ 1 days \_ AFTER \_ G-Mo0Su \_ 38  
 68.57% \_ 1.29 \_ RISE \_ 1 days \_ AFTER \_ G-Mo180Su \_ 36  
 67.57% \_ 1.05 \_ RISE \_ 1 days \_ AFTER \_ G-Mo60Sa \_ 74  
 79.41% \_ 0.92 \_ RISE \_ 1 days \_ AFTER \_ H-Me30Sa \_ 34  
 68.97% \_ 1.20 \_ RISE \_ 3 days \_ AFTER \_ H-Me30Ma \_ 29  
 71.43% \_ 1.93 \_ RISE \_ 3 days \_ AFTER \_ H-Me90Ur \_ 35  
 68.42% \_ 1.50 \_ RISE \_ 3 days \_ AFTER \_ H-Me90Ne \_ 38

74.29% \_ -0.57 \_ FALL \_ 1 days \_ AFTER \_ H-Me150Sa \_ 35

(LIZ) Liz Claiborne start Aug-3-1982

70.59% \_ 0.49 \_ RISE \_ 1 days \_ BEFORE \_ G-Me60Ma \_ 34  
 70.00% \_ 0.44 \_ RISE \_ 1 days \_ BEFORE \_ G-Ve150Sa \_ 30  
 88.89% \_ 0.41 \_ RISE \_ 1 days \_ BEFORE \_ G-Su60Ne \_ 27  
 69.23% \_ 0.53 \_ RISE \_ 1 days \_ BEFORE \_ H-Me0Ve \_ 39  
 68.75% \_ 0.44 \_ RISE \_ 1 days \_ BEFORE \_ H-Ve120Ma \_ 32  
 69.81% \_ 0.75 \_ RISE \_ 3 days \_ BEFORE \_ H-Ve60Ne \_ 53  
 67.09% \_ -0.71 \_ FALL \_ 1 days \_ BEFORE \_ G-Mo90Ne \_ 79  
 74.47% \_ -0.57 \_ FALL \_ 1 days \_ BEFORE \_ H-Ve60Sa \_ 47  
 80.00% \_ 0.57 \_ RISE \_ 1 days \_ AFTER \_ G-Ve60Ju \_ 25  
 81.25% \_ 0.39 \_ RISE \_ 1 days \_ AFTER \_ G-Ve90Ur \_ 32  
 68.97% \_ 0.80 \_ RISE \_ 1 days \_ AFTER \_ G-Ve90Ne \_ 29  
 73.91% \_ 0.44 \_ RISE \_ 1 days \_ AFTER \_ H-Ve90Ne \_ 46  
 68.97% \_ 0.39 \_ RISE \_ 1 days \_ AFTER \_ H-Ea150PI \_ 29  
 72.50% \_ 0.72 \_ RISE \_ 3 days \_ AFTER \_ G-Me120Ne \_ 40  
 68.75% \_ 0.79 \_ RISE \_ 3 days \_ AFTER \_ G-Su90Ne \_ 32  
 70.00% \_ 0.73 \_ RISE \_ 3 days \_ AFTER \_ G-Su150PI \_ 30  
 72.55% \_ 0.88 \_ RISE \_ 3 days \_ AFTER \_ H-Ve90Ne \_ 51  
 68.97% \_ 0.79 \_ RISE \_ 3 days \_ AFTER \_ H-Ea120Sa \_ 29  
 70.00% \_ -0.41 \_ FALL \_ 1 days \_ AFTER \_ H-Me180Ne \_ 60  
 74.07% \_ -0.44 \_ FALL \_ 1 days \_ AFTER \_ H-Ea30Sa \_ 27  
 68.97% \_ -0.43 \_ FALL \_ 1 days \_ AFTER \_ H-Ea30PI \_ 29  
 74.19% \_ -0.77 \_ FALL \_ 3 days \_ AFTER \_ G-Me90Sa \_ 31

(LLTC) Linear Technology start May-28-1986

67.57% \_ 0.44 \_ RISE \_ 1 days \_ BEFORE \_ H-Ve60Ne \_ 37  
 68.75% \_ 1.43 \_ RISE \_ 3 days \_ BEFORE \_ G-Me30PI \_ 32  
 75.68% \_ 1.06 \_ RISE \_ 3 days \_ BEFORE \_ H-Ve150Ju \_ 37  
 88.46% \_ 1.71 \_ RISE \_ 10 days \_ BEFORE \_ G-Su60PI \_ 26  
 80.77% \_ 1.26 \_ RISE \_ 10 days \_ BEFORE \_ H-Ea120PI \_ 26  
 67.11% \_ -1.46 \_ FALL \_ 1 days \_ BEFORE \_ G-Mo120Me \_ 76  
 73.33% \_ -0.44 \_ FALL \_ 1 days \_ BEFORE \_ G-Me150Ur \_ 30  
 67.57% \_ -0.77 \_ FALL \_ 1 days \_ BEFORE \_ H-Ve90Sa \_ 37  
 71.79% \_ -0.35 \_ FALL \_ 1 days \_ BEFORE \_ H-Ve120Sa \_ 39  
 77.78% \_ 2.19 \_ RISE \_ 1 days \_ AFTER \_ G-Mo180Ve \_ 36  
 71.88% \_ 1.05 \_ RISE \_ 3 days \_ AFTER \_ G-Me150Ju \_ 32  
 80.00% \_ 0.79 \_ RISE \_ 3 days \_ AFTER \_ G-Ve30PI \_ 25  
 80.00% \_ 1.37 \_ RISE \_ 10 days \_ AFTER \_ G-Su90Ur \_ 25  
 75.68% \_ -0.52 \_ FALL \_ 1 days \_ AFTER \_ H-Ve60PI \_ 37

(LLY) Eli Lilly & Co. start July-10-1970

82.14% \_ 0.16 \_ RISE \_ 1 days \_ BEFORE \_ G-Ve180Ur \_ 28  
 71.70% \_ 0.36 \_ RISE \_ 1 days \_ BEFORE \_ H-Ea120Ur \_ 53  
 68.75% \_ 0.30 \_ RISE \_ 3 days \_ BEFORE \_ G-Me180PI \_ 32  
 68.97% \_ 0.28 \_ RISE \_ 3 days \_ BEFORE \_ G-Ve180Ur \_ 29  
 77.42% \_ 0.31 \_ RISE \_ 3 days \_ BEFORE \_ G-Ma60Ur \_ 31  
 70.00% \_ 0.28 \_ RISE \_ 3 days \_ BEFORE \_ H-Ma60Ne \_ 30  
 72.41% \_ 0.35 \_ RISE \_ 3 days \_ BEFORE \_ H-Ma90PI \_ 29  
 67.27% \_ -0.18 \_ FALL \_ 1 days \_ BEFORE \_ H-Ea60Ne \_ 55  
 73.17% \_ 0.18 \_ RISE \_ 1 days \_ AFTER \_ H-Me0Ea \_ 82  
 80.65% \_ 0.23 \_ RISE \_ 1 days \_ AFTER \_ H-Ve120Ea \_ 31  
 71.88% \_ 0.26 \_ RISE \_ 3 days \_ AFTER \_ G-Me180Sa \_ 32  
 72.73% \_ 0.19 \_ RISE \_ 3 days \_ AFTER \_ G-Ve120Ma \_ 33  
 75.00% \_ 0.43 \_ RISE \_ 3 days \_ AFTER \_ H-Ma60Sa \_ 28  
 80.00% \_ 0.29 \_ RISE \_ 10 days \_ AFTER \_ H-Ma30Ju \_ 25  
 68.75% \_ -0.25 \_ FALL \_ 1 days \_ AFTER \_ H-Ve60Ea \_ 32  
 67.07% \_ -0.11 \_ FALL \_ 1 days \_ AFTER \_ H-Ve60Sa \_ 82  
 80.00% \_ -0.13 \_ FALL \_ 1 days \_ AFTER \_ H-Ea180Ju \_ 25  
 68.75% \_ -0.59 \_ FALL \_ 3 days \_ AFTER \_ G-Ma120Ne \_ 32

(LMT) Lockheed Martin start March-20-1995

67.50% \_ -0.85 \_ FALL \_ 1 days \_ BEFORE \_ G-Mo180PI \_ 40  
 68.75% \_ -1.24 \_ FALL \_ 1 days \_ BEFORE \_ H-Me120PI \_ 32  
 70.00% \_ -1.12 \_ FALL \_ 3 days \_ BEFORE \_ H-Me60Ur \_ 30  
 74.19% \_ -1.52 \_ FALL \_ 3 days \_ BEFORE \_ H-Me120PI \_ 31  
 67.57% \_ 1.35 \_ RISE \_ 1 days \_ AFTER \_ G-Mo180Su \_ 38  
 71.43% \_ 1.66 \_ RISE \_ 3 days \_ AFTER \_ H-Me120Ma \_ 29  
 68.97% \_ 1.61 \_ RISE \_ 3 days \_ AFTER \_ H-Me90Ju \_ 29  
 75.00% \_ 1.70 \_ RISE \_ 3 days \_ AFTER \_ H-Me90Ur \_ 32  
 69.23% \_ -1.31 \_ FALL \_ 1 days \_ AFTER \_ G-Mo180Ju \_ 39

(LNC) Lincoln National start Jan-4-1968

71.79% \_ 0.78 \_ RISE \_ 1 days \_ BEFORE \_ G-Mo0Ve \_ 39  
 68.57% \_ 0.33 \_ RISE \_ 1 days \_ BEFORE \_ G-Me0PI \_ 35  
 68.75% \_ 0.27 \_ RISE \_ 1 days \_ BEFORE \_ H-Ea150PI \_ 48  
 69.12% \_ 0.60 \_ RISE \_ 3 days \_ BEFORE \_ G-Me120Ne \_ 68  
 68.75% \_ 0.37 \_ RISE \_ 3 days \_ BEFORE \_ G-Ve0Ne \_ 32  
 68.97% \_ 0.82 \_ RISE \_ 3 days \_ BEFORE \_ G-Su30Ne \_ 58  
 76.67% \_ 0.40 \_ RISE \_ 3 days \_ BEFORE \_ G-Ma90Sa \_ 30  
 68.75% \_ 0.50 \_ RISE \_ 3 days \_ BEFORE \_ G-Ma90Ne \_ 32  
 70.45% \_ 0.80 \_ RISE \_ 3 days \_ BEFORE \_ H-Ve0Sa \_ 44  
 88.00% \_ 0.38 \_ RISE \_ 3 days \_ BEFORE \_ H-Ea180Ju \_ 25  
 68.97% \_ 0.48 \_ RISE \_ 3 days \_ BEFORE \_ H-Ea0Ne \_ 29

79.31% \_ -0.43 \_ FALL \_ 1 days \_ BEFORE \_ G-Ma90PI \_ 29  
 71.43% \_ -0.27 \_ FALL \_ 1 days \_ BEFORE \_ H-Ma90Ur \_ 28  
 68.97% \_ -0.44 \_ FALL \_ 3 days \_ BEFORE \_ G-Ma120Ju \_ 29  
 71.43% \_ -0.42 \_ FALL \_ 3 days \_ BEFORE \_ G-Ma60Ne \_ 28  
 69.70% \_ -0.74 \_ FALL \_ 3 days \_ BEFORE \_ G-Ma60PI \_ 33  
 68.89% \_ -0.36 \_ FALL \_ 3 days \_ BEFORE \_ H-Ve180PI \_ 45  
 71.62% \_ 0.85 \_ RISE \_ 1 days \_ AFTER \_ G-Mo60Sa \_ 74  
 73.17% \_ 0.53 \_ RISE \_ 1 days \_ AFTER \_ G-Mo180PI \_ 41  
 68.75% \_ 0.29 \_ RISE \_ 1 days \_ AFTER \_ G-Me150Ne \_ 64  
 67.39% \_ 0.31 \_ RISE \_ 1 days \_ AFTER \_ G-Su30Ju \_ 46  
 70.27% \_ 0.21 \_ RISE \_ 1 days \_ AFTER \_ H-Ve0Ur \_ 37  
 75.00% \_ 0.57 \_ RISE \_ 3 days \_ AFTER \_ G-Me180Ne \_ 28  
 69.23% \_ 0.30 \_ RISE \_ 3 days \_ AFTER \_ G-Su30Sa \_ 52  
 76.92% \_ 0.48 \_ RISE \_ 3 days \_ AFTER \_ H-Ea0Sa \_ 26  
 68.97% \_ 0.56 \_ RISE \_ 3 days \_ AFTER \_ H-Ma60Ne \_ 29  
 68.00% \_ -0.22 \_ FALL \_ 1 days \_ AFTER \_ H-Ea120Ne \_ 50  
 80.00% \_ -0.24 \_ FALL \_ 1 days \_ AFTER \_ H-Ma120Ur \_ 25

(LNCR) Lincare Holdings start March-20-1992

69.14% \_ 0.55 \_ RISE \_ 1 days \_ BEFORE \_ G-Mo120Sa \_ 81  
 67.50% \_ 0.53 \_ RISE \_ 1 days \_ BEFORE \_ G-Mo0PI \_ 40  
 68.18% \_ 0.68 \_ RISE \_ 3 days \_ BEFORE \_ H-Me120Ma \_ 44  
 82.35% \_ 0.48 \_ RISE \_ 1 days \_ AFTER \_ G-Mo180Ve \_ 34  
 69.44% \_ 0.66 \_ RISE \_ 1 days \_ AFTER \_ G-Mo180PI \_ 36  
 73.81% \_ 1.34 \_ RISE \_ 1 days \_ AFTER \_ H-Me30Ma \_ 42  
 69.57% \_ 0.38 \_ RISE \_ 1 days \_ AFTER \_ H-Me120Ma \_ 46  
 70.45% \_ 0.49 \_ RISE \_ 3 days \_ AFTER \_ H-Me120Ma \_ 44  
 68.52% \_ 0.49 \_ RISE \_ 3 days \_ AFTER \_ H-Me60Ur \_ 54  
 70.91% \_ 0.66 \_ RISE \_ 3 days \_ AFTER \_ H-Me90PI \_ 55  
 68.75% \_ -0.62 \_ FALL \_ 1 days \_ AFTER \_ G-Mo180Me \_ 32

(LOW) Lowe's Cos. start Jan-14-1972

67.57% \_ 0.50 \_ RISE \_ 1 days \_ BEFORE \_ G-Mo0Ve \_ 37  
 69.86% \_ 1.08 \_ RISE \_ 1 days \_ BEFORE \_ G-Mo30Su \_ 73  
 68.75% \_ 0.56 \_ RISE \_ 1 days \_ BEFORE \_ G-Mo150Ur \_ 80  
 71.79% \_ 0.08 \_ RISE \_ 1 days \_ BEFORE \_ H-Ve0Ju \_ 39  
 70.97% \_ 0.16 \_ RISE \_ 3 days \_ BEFORE \_ G-Me180PI \_ 31  
 74.07% \_ 0.35 \_ RISE \_ 3 days \_ BEFORE \_ G-Ma30Ur \_ 27  
 69.23% \_ 0.35 \_ RISE \_ 3 days \_ BEFORE \_ H-Ve0Ju \_ 39  
 68.63% \_ 0.20 \_ RISE \_ 3 days \_ BEFORE \_ H-Ea120Ne \_ 51  
 71.43% \_ -0.09 \_ FALL \_ 1 days \_ BEFORE \_ G-Me0Ma \_ 35  
 71.70% \_ -0.32 \_ FALL \_ 1 days \_ BEFORE \_ G-Me150Ju \_ 53  
 74.42% \_ -0.13 \_ FALL \_ 3 days \_ BEFORE \_ G-Me0Ma \_ 43

68.57% \_ 0.60 \_ RISE \_ 1 days \_ AFTER \_ G-Mo0Me \_ 35  
 70.27% \_ 0.62 \_ RISE \_ 1 days \_ AFTER \_ G-Mo180Ve \_ 37  
 80.00% \_ 0.14 \_ RISE \_ 1 days \_ AFTER \_ G-Me90Ma \_ 35  
 68.75% \_ 0.50 \_ RISE \_ 3 days \_ AFTER \_ G-Me0PI \_ 32  
 68.97% \_ 0.42 \_ RISE \_ 3 days \_ AFTER \_ G-Ve0Ne \_ 29  
 69.23% \_ 0.29 \_ RISE \_ 3 days \_ AFTER \_ G-Ve30PI \_ 52  
 84.00% \_ 0.16 \_ RISE \_ 3 days \_ AFTER \_ G-Ma30Sa \_ 25  
 70.27% \_ 0.10 \_ RISE \_ 3 days \_ AFTER \_ H-Ve180Ju \_ 37  
 84.00% \_ 0.39 \_ RISE \_ 10 days \_ AFTER \_ H-Ea180Ne \_ 25  
 69.57% \_ -0.19 \_ FALL \_ 1 days \_ AFTER \_ G-Su90PI \_ 46  
 71.43% \_ -0.31 \_ FALL \_ 1 days \_ AFTER \_ G-Ma150Ne \_ 28  
 67.57% \_ -0.19 \_ FALL \_ 1 days \_ AFTER \_ H-Ve180Ne \_ 37  
 81.08% \_ -0.09 \_ FALL \_ 1 days \_ AFTER \_ H-Ve0PI \_ 37  
 69.77% \_ -0.12 \_ FALL \_ 1 days \_ AFTER \_ H-Ea60Ur \_ 43  
 70.00% \_ -0.21 \_ FALL \_ 3 days \_ AFTER \_ H-Ve120Ma \_ 50

(LPX) Louisiana-Pacific start Dec-29-1972

71.43% \_ -0.33 \_ FALL \_ 1 days \_ BEFORE \_ G-Mo0Ve \_ 35  
 67.57% \_ -0.39 \_ FALL \_ 1 days \_ BEFORE \_ G-Mo0Ne \_ 37  
 72.34% \_ -0.23 \_ FALL \_ 1 days \_ BEFORE \_ G-Su150PI \_ 47  
 77.78% \_ -0.27 \_ FALL \_ 1 days \_ BEFORE \_ H-Ve60Ea \_ 27  
 74.07% \_ -0.12 \_ FALL \_ 1 days \_ BEFORE \_ H-Ve90Ea \_ 27  
 72.73% \_ -0.21 \_ FALL \_ 1 days \_ BEFORE \_ H-Ea120PI \_ 44  
 80.65% \_ -0.49 \_ FALL \_ 3 days \_ BEFORE \_ G-Ma150Ur \_ 31  
 76.67% \_ 0.15 \_ RISE \_ 1 days \_ AFTER \_ G-Me120Ma \_ 30  
 78.57% \_ 0.21 \_ RISE \_ 1 days \_ AFTER \_ G-Ve120Ma \_ 28  
 71.43% \_ 0.33 \_ RISE \_ 1 days \_ AFTER \_ H-Ve120Ea \_ 28  
 68.97% \_ 0.39 \_ RISE \_ 3 days \_ AFTER \_ G-Me120Ne \_ 58  
 68.42% \_ 0.40 \_ RISE \_ 3 days \_ AFTER \_ G-Ve90Ma \_ 38  
 70.97% \_ -0.34 \_ FALL \_ 1 days \_ AFTER \_ G-Mo180Me \_ 31  
 67.65% \_ -0.39 \_ FALL \_ 1 days \_ AFTER \_ G-Mo30Ne \_ 68  
 68.85% \_ -0.20 \_ FALL \_ 1 days \_ AFTER \_ G-Me30Ma \_ 61  
 74.07% \_ -0.12 \_ FALL \_ 1 days \_ AFTER \_ G-Me0Ju \_ 27  
 75.93% \_ -0.18 \_ FALL \_ 1 days \_ AFTER \_ G-Me60Sa \_ 54  
 67.27% \_ -0.19 \_ FALL \_ 1 days \_ AFTER \_ G-Me120Sa \_ 55  
 68.75% \_ -0.22 \_ FALL \_ 1 days \_ AFTER \_ H-Ve180Ur \_ 32  
 70.00% \_ -0.33 \_ FALL \_ 3 days \_ AFTER \_ G-Ma120Ne \_ 30

(LSI) LSI Logic start May-16-1983

68.97% \_ 0.31 \_ RISE \_ 1 days \_ BEFORE \_ H-Ve60Ma \_ 29  
 70.00% \_ 0.43 \_ RISE \_ 1 days \_ BEFORE \_ H-Ve90Ju \_ 40  
 67.11% \_ -0.66 \_ FALL \_ 1 days \_ BEFORE \_ G-Mo120Me \_ 76  
 67.11% \_ -0.71 \_ FALL \_ 1 days \_ BEFORE \_ G-Mo120Su \_ 76

69.77% \_ 0.32 \_ RISE \_ 3 days \_ BEFORE \_ G-Ve120PI \_ 43  
 68.89% \_ 0.23 \_ RISE \_ 3 days \_ BEFORE \_ G-Su30Ne \_ 45  
 72.97% \_ -0.31 \_ FALL \_ 1 days \_ BEFORE \_ G-Mo0Ju \_ 37  
 69.09% \_ -0.14 \_ FALL \_ 1 days \_ BEFORE \_ G-Me60Ur \_ 55  
 67.65% \_ -0.13 \_ FALL \_ 1 days \_ BEFORE \_ H-Ve0PI \_ 34  
 68.00% \_ 0.45 \_ RISE \_ 1 days \_ AFTER \_ G-Mo90PI \_ 76  
 76.00% \_ 0.09 \_ RISE \_ 1 days \_ AFTER \_ G-Me60Ve \_ 50  
 69.39% \_ 0.12 \_ RISE \_ 1 days \_ AFTER \_ G-Me30Sa \_ 49  
 67.44% \_ 0.11 \_ RISE \_ 1 days \_ AFTER \_ G-Ve30Ju \_ 43  
 68.29% \_ 0.20 \_ RISE \_ 1 days \_ AFTER \_ G-Ve150PI \_ 41  
 79.55% \_ 0.27 \_ RISE \_ 3 days \_ AFTER \_ G-Ve150PI \_ 44  
 84.00% \_ -0.21 \_ FALL \_ 10 days \_ AFTER \_ G-Ma30Sa \_ 25

(LVL) Level 3 Communications start May-20-1998

NONE

(MAR) Marriott Int'l. start Oct-15-1993

67.74% \_ 0.77 \_ RISE \_ 1 days \_ BEFORE \_ H-Me90Ea \_ 31  
 69.44% \_ 0.68 \_ RISE \_ 1 days \_ BEFORE \_ H-Me120Ma \_ 36  
 69.23% \_ 0.72 \_ RISE \_ 1 days \_ BEFORE \_ H-Me90PI \_ 39  
 68.18% \_ 0.85 \_ RISE \_ 3 days \_ BEFORE \_ H-Me90PI \_ 44  
 67.57% \_ -0.77 \_ FALL \_ 1 days \_ BEFORE \_ G-Mo180Ve \_ 37  
 67.74% \_ 0.75 \_ RISE \_ 1 days \_ AFTER \_ H-Me120Ea \_ 31  
 67.50% \_ 0.47 \_ RISE \_ 1 days \_ AFTER \_ H-Me30Ur \_ 40  
 70.27% \_ 0.78 \_ RISE \_ 1 days \_ AFTER \_ H-Me120PI \_ 37  
 69.44% \_ 1.19 \_ RISE \_ 3 days \_ AFTER \_ H-Me30Ma \_ 36  
 71.43% \_ 1.08 \_ RISE \_ 3 days \_ AFTER \_ H-Me90Sa \_ 42  
 68.18% \_ 0.75 \_ RISE \_ 3 days \_ AFTER \_ H-Me30Ne \_ 44

(MAS) Masco Corp start Jan-3-1968

67.57% \_ 0.34 \_ RISE \_ 1 days \_ BEFORE \_ G-Mo180Ma \_ 37  
 67.65% \_ -0.32 \_ FALL \_ 1 days \_ BEFORE \_ G-Mo180Su \_ 34  
 72.41% \_ -0.12 \_ FALL \_ 1 days \_ BEFORE \_ G-Me180Ne \_ 29  
 78.12% \_ -0.13 \_ FALL \_ 1 days \_ BEFORE \_ G-Ma60PI \_ 32  
 71.21% \_ 0.25 \_ RISE \_ 1 days \_ AFTER \_ G-Mo120Ve \_ 66  
 68.92% \_ 0.84 \_ RISE \_ 1 days \_ AFTER \_ G-Mo90Sa \_ 74  
 70.59% \_ 0.13 \_ RISE \_ 1 days \_ AFTER \_ G-Ve90Ma \_ 34  
 67.57% \_ 0.14 \_ RISE \_ 1 days \_ AFTER \_ G-Ve120Ma \_ 37  
 68.97% \_ 0.17 \_ RISE \_ 1 days \_ AFTER \_ H-Ma60PI \_ 29  
 70.59% \_ 0.27 \_ RISE \_ 3 days \_ AFTER \_ G-Me180Sa \_ 34  
 68.75% \_ 0.23 \_ RISE \_ 3 days \_ AFTER \_ G-Ma90PI \_ 32  
 73.33% \_ 0.18 \_ RISE \_ 3 days \_ AFTER \_ H-Ma60PI \_ 31  
 67.16% \_ -0.84 \_ FALL \_ 1 days \_ AFTER \_ G-Mo30Me \_ 67

68.75% \_ -0.13 \_ FALL \_ 1 days \_ AFTER \_ G-Ma120Ur \_ 32  
 71.05% \_ -0.13 \_ FALL \_ 1 days \_ AFTER \_ H-Ve180Ne \_ 38  
 73.33% \_ -0.12 \_ FALL \_ 1 days \_ AFTER \_ H-Ma90Ur \_ 30  
 68.29% \_ -0.25 \_ FALL \_ 3 days \_ AFTER \_ G-Me0Sa \_ 41  
 78.12% \_ -0.17 \_ FALL \_ 3 days \_ AFTER \_ G-Ma60Ju \_ 32  
 71.43% \_ -0.30 \_ FALL \_ 3 days \_ AFTER \_ H-Ma90Ur \_ 28

(MAT) Mattel start Jan-3-1968

68.97% \_ 0.45 \_ RISE \_ 3 days \_ BEFORE \_ G-Ma90Ne \_ 29  
 69.05% \_ 0.46 \_ RISE \_ 3 days \_ BEFORE \_ H-Ve0Ju \_ 42  
 67.07% \_ -0.45 \_ FALL \_ 1 days \_ BEFORE \_ G-Mo120Ju \_ 82  
 81.48% \_ -0.25 \_ FALL \_ 1 days \_ BEFORE \_ H-Ma90PI \_ 27  
 73.53% \_ -0.30 \_ FALL \_ 3 days \_ BEFORE \_ H-Ve60Ea \_ 34  
 70.00% \_ -0.28 \_ FALL \_ 3 days \_ BEFORE \_ H-Ma90PI \_ 30  
 67.61% \_ 0.56 \_ RISE \_ 1 days \_ AFTER \_ G-Mo60Ve \_ 71  
 69.70% \_ 0.31 \_ RISE \_ 1 days \_ AFTER \_ G-Me0Ur \_ 33  
 67.50% \_ 0.28 \_ RISE \_ 1 days \_ AFTER \_ H-Ve180Ur \_ 40  
 82.14% \_ 0.17 \_ RISE \_ 1 days \_ AFTER \_ H-Ma60Sa \_ 28  
 70.97% \_ 0.29 \_ RISE \_ 3 days \_ AFTER \_ G-Me120Ne \_ 62  
 71.43% \_ 0.43 \_ RISE \_ 3 days \_ AFTER \_ G-Me180PI \_ 28  
 89.66% \_ 0.35 \_ RISE \_ 3 days \_ AFTER \_ G-Ma90Ne \_ 29  
 73.33% \_ 0.35 \_ RISE \_ 3 days \_ AFTER \_ G-Ma60PI \_ 30  
 72.73% \_ 0.27 \_ RISE \_ 3 days \_ AFTER \_ H-Ea90Ur \_ 55  
 78.57% \_ 0.29 \_ RISE \_ 3 days \_ AFTER \_ H-Ma60Sa \_ 28  
 67.69% \_ -0.13 \_ FALL \_ 1 days \_ AFTER \_ G-Me30Ur \_ 65  
 71.67% \_ -0.19 \_ FALL \_ 1 days \_ AFTER \_ G-Me150Ne \_ 60  
 71.74% \_ -0.15 \_ FALL \_ 1 days \_ AFTER \_ H-Me180Ma \_ 92  
 83.33% \_ -0.11 \_ FALL \_ 1 days \_ AFTER \_ H-Ma90Sa \_ 24  
 91.67% \_ -0.12 \_ FALL \_ 1 days \_ AFTER \_ H-Ma120Ne \_ 24  
 74.07% \_ -0.09 \_ FALL \_ 1 days \_ AFTER \_ H-Ma150Ne \_ 27  
 71.43% \_ -0.34 \_ FALL \_ 3 days \_ AFTER \_ G-Ve0Ne \_ 28  
 70.00% \_ -0.33 \_ FALL \_ 3 days \_ AFTER \_ G-Ma90PI \_ 30

(MAY) May Dept. Stores start Jan-3-1968

75.00% \_ 0.48 \_ RISE \_ 3 days \_ BEFORE \_ G-Ve0Ne \_ 32  
 70.59% \_ 0.37 \_ RISE \_ 3 days \_ BEFORE \_ H-Ve0Ma \_ 34  
 73.33% \_ 0.47 \_ RISE \_ 3 days \_ BEFORE \_ H-Ma60Ne \_ 30  
 68.33% \_ -0.25 \_ FALL \_ 1 days \_ BEFORE \_ G-Ve120Sa \_ 60  
 68.97% \_ -0.43 \_ FALL \_ 1 days \_ BEFORE \_ G-Ve0PI \_ 29  
 80.77% \_ -0.23 \_ FALL \_ 1 days \_ BEFORE \_ H-Ma90Ur \_ 26  
 73.33% \_ -0.59 \_ FALL \_ 3 days \_ BEFORE \_ H-Ea150Ma \_ 30  
 72.97% \_ 0.73 \_ RISE \_ 1 days \_ AFTER \_ G-Mo180Ve \_ 37  
 67.69% \_ 0.25 \_ RISE \_ 1 days \_ AFTER \_ G-Me0Ve \_ 65

71.79% \_ -0.63 \_ FALL \_ 1 days \_ BEFORE \_ G-Mo0Ju \_ 39  
 71.79% \_ -0.74 \_ FALL \_ 1 days \_ BEFORE \_ G-Mo180Ne \_ 39  
 69.70% \_ -0.31 \_ FALL \_ 1 days \_ BEFORE \_ G-Me150Ur \_ 33  
 72.73% \_ -0.30 \_ FALL \_ 1 days \_ BEFORE \_ G-Me60Ne \_ 33  
 67.74% \_ -0.34 \_ FALL \_ 1 days \_ BEFORE \_ G-Ve60Ju \_ 31  
 71.43% \_ -0.56 \_ FALL \_ 3 days \_ BEFORE \_ H-Ea150Ju \_ 28  
 70.00% \_ -0.58 \_ FALL \_ 3 days \_ BEFORE \_ H-Ea30Ur \_ 30  
 75.68% \_ 0.40 \_ RISE \_ 1 days \_ AFTER \_ G-Me0Ve \_ 37  
 68.97% \_ 0.47 \_ RISE \_ 1 days \_ AFTER \_ G-Me90Ju \_ 29  
 67.65% \_ 0.21 \_ RISE \_ 1 days \_ AFTER \_ G-Me120Ur \_ 34  
 75.00% \_ 0.40 \_ RISE \_ 1 days \_ AFTER \_ G-Ve90Ju \_ 28  
 68.42% \_ 0.83 \_ RISE \_ 3 days \_ AFTER \_ G-Me0Ve \_ 38  
 75.86% \_ 0.51 \_ RISE \_ 3 days \_ AFTER \_ H-Ea60PI \_ 29  
 71.43% \_ -0.30 \_ FALL \_ 1 days \_ AFTER \_ G-Me150Sa \_ 28  
 67.14% \_ -0.30 \_ FALL \_ 1 days \_ AFTER \_ H-Me120Ve \_ 70  
 76.92% \_ -0.32 \_ FALL \_ 1 days \_ AFTER \_ H-Ea30PI \_ 26  
 75.86% \_ -0.70 \_ FALL \_ 3 days \_ AFTER \_ G-Ve60Ne \_ 29

(LTD) Limited start Jan-14-1972

69.70% \_ 0.29 \_ RISE \_ 1 days \_ BEFORE \_ G-Me90Ma \_ 33  
 67.57% \_ 0.47 \_ RISE \_ 1 days \_ BEFORE \_ G-Su60Ne \_ 37  
 67.44% \_ 0.24 \_ RISE \_ 1 days \_ BEFORE \_ H-Ve60Ma \_ 43  
 68.85% \_ 0.25 \_ RISE \_ 1 days \_ BEFORE \_ H-Ve150PI \_ 61  
 68.57% \_ 0.30 \_ RISE \_ 3 days \_ BEFORE \_ G-Me90Ma \_ 35  
 75.68% \_ 0.45 \_ RISE \_ 3 days \_ BEFORE \_ G-Su60Ju \_ 37  
 70.59% \_ 0.50 \_ RISE \_ 3 days \_ BEFORE \_ H-Ve0Ju \_ 34  
 67.50% \_ -0.40 \_ FALL \_ 1 days \_ BEFORE \_ G-Ve120Sa \_ 40  
 67.57% \_ 0.45 \_ RISE \_ 1 days \_ AFTER \_ G-Mo0Ju \_ 37  
 67.57% \_ 0.37 \_ RISE \_ 1 days \_ AFTER \_ G-Mo180Ju \_ 37  
 69.44% \_ 0.45 \_ RISE \_ 1 days \_ AFTER \_ G-Mo0Ur \_ 36  
 68.97% \_ 0.27 \_ RISE \_ 1 days \_ AFTER \_ G-Ve90Ma \_ 29  
 69.77% \_ 0.23 \_ RISE \_ 1 days \_ AFTER \_ G-Ve30Ur \_ 43  
 75.51% \_ 0.15 \_ RISE \_ 1 days \_ AFTER \_ H-Me180Ve \_ 49  
 73.33% \_ 0.43 \_ RISE \_ 3 days \_ AFTER \_ G-Me0Sa \_ 30  
 74.19% \_ 0.54 \_ RISE \_ 3 days \_ AFTER \_ G-Ve90Ma \_ 31  
 72.97% \_ 0.50 \_ RISE \_ 3 days \_ AFTER \_ G-Su60Ju \_ 37  
 72.73% \_ 0.41 \_ RISE \_ 3 days \_ AFTER \_ H-Ve180PI \_ 33  
 67.39% \_ -0.16 \_ FALL \_ 1 days \_ AFTER \_ G-Me90Sa \_ 46  
 78.57% \_ -0.16 \_ FALL \_ 1 days \_ AFTER \_ G-Me120Ur \_ 42  
 70.00% \_ -0.30 \_ FALL \_ 1 days \_ AFTER \_ G-Me30PI \_ 50  
 69.44% \_ -0.24 \_ FALL \_ 1 days \_ AFTER \_ G-Su150Sa \_ 36  
 70.27% \_ -0.32 \_ FALL \_ 1 days \_ AFTER \_ G-Su90Ne \_ 37  
 67.57% \_ -0.23 \_ FALL \_ 1 days \_ AFTER \_ G-Su30PI \_ 37

67.12% -0.23 FALL 1 days AFTER H-Me180Ne 73  
 67.24% -0.19 FALL 1 days AFTER H-Ve60Sa 58  
 82.76% -0.22 FALL 1 days AFTER H-Ve180Ne 29  
 72.73% -0.18 FALL 1 days AFTER H-Ea60Ur 33  
 69.57% -0.40 FALL 3 days AFTER G-Me90Ne 46  
 70.00% -0.41 FALL 3 days AFTER G-Su150Sa 40  
 70.73% -0.57 FALL 3 days AFTER G-Su90Ne 41  
 75.00% -0.46 FALL 3 days AFTER H-Ea60Ne 40

(LTR) Loews start Jan-3-1968

68.97% 0.28 RISE 1 days BEFORE G-Me180Sa 29  
 71.67% 0.26 RISE 1 days BEFORE G-Su60PI 60  
 68.97% 0.70 RISE 3 days BEFORE H-Ma120Sa 29  
 75.00% 0.64 RISE 3 days BEFORE H-Ma90PI 32  
 75.86% 0.53 RISE 3 days BEFORE H-Ma150PI 29  
 67.57% -0.97 FALL 1 days BEFORE G-Mo90Su 74  
 70.45% -0.21 FALL 1 days BEFORE G-Me0Ma 44  
 67.74% -0.18 FALL 1 days BEFORE G-Me180Ju 31  
 70.83% -0.34 FALL 1 days BEFORE H-Ve180Ne 48  
 80.00% -0.28 FALL 1 days BEFORE H-Ea180PI 30  
 70.00% -0.58 FALL 3 days BEFORE H-Ea180PI 30  
 68.57% 0.92 RISE 1 days AFTER G-Mo180Ve 35  
 72.41% 0.36 RISE 1 days AFTER G-Me180Sa 29  
 75.00% 0.33 RISE 1 days AFTER G-Ma60Ne 28  
 68.97% 0.39 RISE 1 days AFTER H-Ea180Ur 29  
 75.86% 0.79 RISE 3 days AFTER G-Ve0Ma 29  
 76.67% 0.58 RISE 3 days AFTER H-Ma30Ur 30  
 70.00% 0.54 RISE 3 days AFTER H-Ma120Ur 30  
 72.41% -0.20 FALL 1 days AFTER G-Ve0PI 29  
 71.88% -0.36 FALL 1 days AFTER G-Ma90Ne 32  
 68.75% -0.30 FALL 1 days AFTER H-Ve180Ne 48  
 75.86% -0.20 FALL 1 days AFTER H-Ea180Sa 29  
 70.00% -0.42 FALL 3 days AFTER H-Ea180PI 30

(LU) Lucent Technologies start April-9-1996

68.75% 1.14 RISE 1 days AFTER G-Mo180Ve 32  
 70.59% 1.13 RISE 1 days AFTER G-Mo0Ju 34

(LUV) Southwest Airlines start Jan-14-1972

67.53% 0.53 RISE 1 days BEFORE G-Mo30Ju 77  
 71.43% 0.17 RISE 1 days BEFORE G-Me0Ne 28  
 74.19% 0.25 RISE 3 days BEFORE G-Me120Ma 31  
 70.37% 0.54 RISE 3 days BEFORE G-Me90PI 54

69.70% 0.29 RISE 1 days AFTER G-Me120Ma 33  
 77.97% 0.23 RISE 1 days AFTER G-Ve30PI 59  
 67.31% 0.20 RISE 1 days AFTER G-Su150Ur 52  
 67.74% 0.24 RISE 1 days AFTER G-Ma150Ur 31  
 67.37% 0.26 RISE 1 days AFTER H-Ve90Ur 95  
 68.00% 0.37 RISE 1 days AFTER H-Ea90PI 50  
 74.07% 0.32 RISE 1 days AFTER H-Ma30Ne 27  
 80.65% 0.37 RISE 3 days AFTER G-Me180PI 31  
 70.00% 0.45 RISE 3 days AFTER G-Ve0Ma 30  
 68.25% 0.39 RISE 3 days AFTER G-Ve30PI 63  
 79.31% 0.49 RISE 3 days AFTER G-Su30Ma 29  
 68.97% 0.52 RISE 3 days AFTER G-Ma30Ju 29  
 73.33% 0.41 RISE 3 days AFTER H-Ea0Ur 30  
 68.42% 0.49 RISE 3 days AFTER H-Ea150Ur 57  
 70.27% -0.62 FALL 1 days AFTER G-Mo180Sa 37  
 75.00% -0.22 FALL 1 days AFTER G-Me180Ju 28  
 70.97% -0.31 FALL 1 days AFTER G-Ve0Ur 31  
 67.74% -0.25 FALL 1 days AFTER G-Ve180Ne 31  
 84.62% -0.15 FALL 1 days AFTER H-Ea180Sa 26  
 71.43% -0.19 FALL 1 days AFTER H-Ma120Ju 28

(MBI) MBIA Inc. start July-2-1987

80.00% 0.41 RISE 1 days BEFORE H-Me0Ve 25  
 73.53% 0.35 RISE 1 days BEFORE H-Ve60Ne 34  
 72.41% 0.67 RISE 3 days BEFORE G-Me60PI 29  
 74.19% 0.81 RISE 3 days BEFORE H-Ve120Ju 31  
 69.44% 0.58 RISE 3 days BEFORE H-Ve120Ur 36  
 73.53% 0.90 RISE 3 days BEFORE H-Ve60Ne 34  
 83.33% 1.25 RISE 10 days BEFORE H-Ea90PI 24  
 71.88% -0.35 FALL 1 days BEFORE H-Ve90Ne 32  
 70.59% -0.79 FALL 3 days BEFORE H-Ve60Ju 34  
 67.50% 0.71 RISE 1 days AFTER G-Mo0Ur 40  
 67.50% 0.54 RISE 1 days AFTER G-Mo0Ne 40  
 82.14% 0.28 RISE 1 days AFTER G-Me30Ur 28  
 73.33% 0.59 RISE 1 days AFTER G-Me30Ne 30  
 67.74% 0.42 RISE 1 days AFTER H-Ve30PI 31  
 68.89% 0.72 RISE 3 days AFTER H-Me180Ur 45  
 74.19% 0.60 RISE 3 days AFTER H-Ve120Ju 31  
 69.41% -0.33 FALL 1 days AFTER H-Me60PI 85

(MCCRK) McCormick & Company start July-3-1972

69.44% -0.13 FALL 1 days BEFORE G-Me90Ma 36  
 68.97% -0.31 FALL 3 days BEFORE G-Ma150Sa 29

70.15% \_ 0.47 \_ RISE \_ 1 days \_ AFTER \_ G-Mo150Me \_ 67  
 71.43% \_ 0.35 \_ RISE \_ 1 days \_ AFTER \_ G-Mo150Ne \_ 71  
 70.00% \_ 0.25 \_ RISE \_ 1 days \_ AFTER \_ G-Me0Ma \_ 30  
 73.53% \_ 0.11 \_ RISE \_ 1 days \_ AFTER \_ G-Su30Ju \_ 34  
 70.59% \_ 0.19 \_ RISE \_ 1 days \_ AFTER \_ G-Su90Ur \_ 34  
 74.29% \_ 0.19 \_ RISE \_ 1 days \_ AFTER \_ G-Su60PI \_ 35  
 71.62% \_ 0.19 \_ RISE \_ 1 days \_ AFTER \_ H-Me180PI \_ 74  
 70.59% \_ 0.18 \_ RISE \_ 1 days \_ AFTER \_ H-Ve90Ur \_ 51  
 67.57% \_ 0.22 \_ RISE \_ 1 days \_ AFTER \_ H-Ea30PI \_ 37  
 68.09% \_ 0.35 \_ RISE \_ 3 days \_ AFTER \_ G-Ve60Ju \_ 47  
 68.89% \_ 0.28 \_ RISE \_ 3 days \_ AFTER \_ G-Su90Ur \_ 45  
 72.34% \_ 0.27 \_ RISE \_ 3 days \_ AFTER \_ G-Su90Ne \_ 47  
 68.09% \_ 0.29 \_ RISE \_ 3 days \_ AFTER \_ H-Ea150Sa \_ 47  
 80.00% \_ 0.37 \_ RISE \_ 10 days \_ AFTER \_ H-Ma150Sa \_ 26  
 67.57% \_ -0.27 \_ FALL \_ 1 days \_ AFTER \_ G-Mo60Ju \_ 74  
 72.73% \_ -0.14 \_ FALL \_ 1 days \_ AFTER \_ G-Me120Ju \_ 44  
 72.00% \_ -0.17 \_ FALL \_ 1 days \_ AFTER \_ G-Me60Ne \_ 50  
 68.42% \_ -0.26 \_ FALL \_ 1 days \_ AFTER \_ G-Ve150Ju \_ 38  
 68.42% \_ -0.17 \_ FALL \_ 1 days \_ AFTER \_ G-Su150Ur \_ 38  
 70.59% \_ -0.13 \_ FALL \_ 1 days \_ AFTER \_ H-Ve60Ju \_ 51  
 70.00% \_ -0.12 \_ FALL \_ 1 days \_ AFTER \_ H-Ve0Ur \_ 30  
 68.42% \_ -0.15 \_ FALL \_ 1 days \_ AFTER \_ H-Ea60Ju \_ 38

(MCD) McDonalds start Jan-3-1968

69.33% \_ 0.85 \_ RISE \_ 1 days \_ BEFORE \_ G-Mo150Su \_ 75  
 70.00% \_ 0.60 \_ RISE \_ 1 days \_ BEFORE \_ G-Mo180Ne \_ 40  
 70.59% \_ 0.17 \_ RISE \_ 1 days \_ BEFORE \_ G-Me180Ur \_ 34  
 68.97% \_ 0.14 \_ RISE \_ 1 days \_ BEFORE \_ G-Ve90Sa \_ 58  
 71.88% \_ 0.15 \_ RISE \_ 1 days \_ BEFORE \_ G-Ve180PI \_ 32  
 70.18% \_ 0.20 \_ RISE \_ 1 days \_ BEFORE \_ G-Su60Ne \_ 57  
 68.97% \_ 0.16 \_ RISE \_ 1 days \_ BEFORE \_ H-Ea120Ne \_ 58  
 70.00% \_ 0.14 \_ RISE \_ 1 days \_ BEFORE \_ H-Ma60Ne \_ 30  
 68.33% \_ 0.49 \_ RISE \_ 3 days \_ BEFORE \_ G-Su30Ne \_ 60  
 68.97% \_ 0.49 \_ RISE \_ 3 days \_ BEFORE \_ G-Su120PI \_ 58  
 75.68% \_ 0.31 \_ RISE \_ 3 days \_ BEFORE \_ G-Ma150PI \_ 37  
 77.42% \_ 0.31 \_ RISE \_ 3 days \_ BEFORE \_ H-Ea180Ur \_ 31  
 70.97% \_ 0.33 \_ RISE \_ 3 days \_ BEFORE \_ H-Ma60Ne \_ 31  
 72.73% \_ 0.32 \_ RISE \_ 3 days \_ BEFORE \_ H-Ma150PI \_ 33  
 88.89% \_ 0.39 \_ RISE \_ 10 days \_ BEFORE \_ H-Ea30Ma \_ 27  
 67.65% \_ 1.04 \_ RISE \_ 1 days \_ AFTER \_ G-Mo180Me \_ 34  
 67.57% \_ 0.14 \_ RISE \_ 1 days \_ AFTER \_ G-Me120Ma \_ 37  
 68.52% \_ 0.21 \_ RISE \_ 1 days \_ AFTER \_ G-Su30Ju \_ 54  
 67.74% \_ 0.21 \_ RISE \_ 1 days \_ AFTER \_ G-Ma90Ju \_ 31

70.83% \_ 0.10 \_ RISE \_ 1 days \_ AFTER \_ H-Ve180PI \_ 48  
 76.67% \_ 0.17 \_ RISE \_ 1 days \_ AFTER \_ H-Ma120Ur \_ 30  
 68.67% \_ 0.34 \_ RISE \_ 3 days \_ AFTER \_ G-Me30Ma \_ 83  
 69.84% \_ 0.25 \_ RISE \_ 3 days \_ AFTER \_ G-Me150Sa \_ 63  
 73.33% \_ 0.27 \_ RISE \_ 3 days \_ AFTER \_ G-Ve0Ma \_ 30  
 72.41% \_ 0.31 \_ RISE \_ 3 days \_ AFTER \_ G-Ve180Ju \_ 29  
 68.97% \_ 0.16 \_ RISE \_ 3 days \_ AFTER \_ G-Su90Ma \_ 29  
 68.33% \_ 0.35 \_ RISE \_ 3 days \_ AFTER \_ G-Su150PI \_ 60  
 72.92% \_ 0.32 \_ RISE \_ 3 days \_ AFTER \_ H-Ve0PI \_ 48  
 68.75% \_ 0.20 \_ RISE \_ 3 days \_ AFTER \_ H-Ve180PI \_ 48  
 75.86% \_ 0.21 \_ RISE \_ 3 days \_ AFTER \_ H-Ma30Ur \_ 29  
 74.19% \_ 0.53 \_ RISE \_ 3 days \_ AFTER \_ H-Ma120Ur \_ 31  
 83.87% \_ 0.65 \_ RISE \_ 10 days \_ AFTER \_ H-Ma120Ur \_ 31  
 67.50% \_ -0.55 \_ FALL \_ 1 days \_ AFTER \_ G-Mo180PI \_ 40  
 68.75% \_ -0.11 \_ FALL \_ 1 days \_ AFTER \_ G-Ma150Sa \_ 32  
 68.97% \_ -0.29 \_ FALL \_ 1 days \_ AFTER \_ H-Ea0Ju \_ 29  
 68.75% \_ -0.11 \_ FALL \_ 1 days \_ AFTER \_ H-Ma150PI \_ 32  
 71.67% \_ -0.24 \_ FALL \_ 3 days \_ AFTER \_ G-Su60PI \_ 60  
 69.70% \_ -0.26 \_ FALL \_ 3 days \_ AFTER \_ G-Ma120Ne \_ 33  
 81.48% \_ -0.32 \_ FALL \_ 3 days \_ AFTER \_ H-Ea0Ju \_ 27

(MCHP) Microchip Technology start March-22-1993

70.27% \_ 1.00 \_ RISE \_ 3 days \_ BEFORE \_ H-Me120Ea \_ 37  
 79.41% \_ 0.93 \_ RISE \_ 1 days \_ AFTER \_ G-Mo180Ve \_ 34  
 70.21% \_ 1.29 \_ RISE \_ 3 days \_ AFTER \_ H-Me120Ne \_ 47  
 71.11% \_ -0.77 \_ FALL \_ 1 days \_ AFTER \_ H-Me30Sa \_ 45

(MCL) Moore Corp start Jan-14-1972

78.12% \_ -0.22 \_ FALL \_ 1 days \_ BEFORE \_ G-Su150Ju \_ 32  
 68.42% \_ -0.17 \_ FALL \_ 1 days \_ BEFORE \_ G-Su150Sa \_ 38  
 67.16% \_ -0.23 \_ FALL \_ 1 days \_ BEFORE \_ H-Me0Ea \_ 67  
 67.74% \_ -0.16 \_ FALL \_ 1 days \_ BEFORE \_ H-Ve180PI \_ 31  
 74.47% \_ -0.43 \_ FALL \_ 3 days \_ BEFORE \_ G-Ve30Ju \_ 47  
 70.00% \_ -0.41 \_ FALL \_ 3 days \_ BEFORE \_ H-Ve0PI \_ 40  
 67.74% \_ 0.24 \_ RISE \_ 1 days \_ AFTER \_ G-Mo180Me \_ 31  
 69.39% \_ 0.23 \_ RISE \_ 1 days \_ AFTER \_ G-Me90Sa \_ 49  
 71.43% \_ 0.19 \_ RISE \_ 1 days \_ AFTER \_ H-Ve150Ma \_ 42  
 71.43% \_ 0.25 \_ RISE \_ 1 days \_ AFTER \_ H-Ea150PI \_ 42  
 67.80% \_ -0.28 \_ FALL \_ 1 days \_ AFTER \_ G-Mo150Ve \_ 60  
 77.97% \_ -0.27 \_ FALL \_ 1 days \_ AFTER \_ G-Mo150Ma \_ 59  
 67.57% \_ -0.29 \_ FALL \_ 1 days \_ AFTER \_ G-Mo180Ju \_ 37  
 86.21% \_ -0.20 \_ FALL \_ 1 days \_ AFTER \_ G-Me0Sa \_ 29  
 86.96% \_ -0.21 \_ FALL \_ 1 days \_ AFTER \_ G-Me180Ur \_ 23

71.43% -0.21 FALL 1 days AFTER G-Ve90Ju 42  
 75.61% -0.26 FALL 1 days AFTER G-Ve150Sa 41  
 75.61% -0.23 FALL 1 days AFTER G-Su60Sa 41  
 83.78% -0.23 FALL 1 days AFTER G-Su120Ur 37  
 78.12% -0.26 FALL 1 days AFTER G-Su60PI 32  
 69.33% -0.18 FALL 1 days AFTER H-Me120Ju 150  
 75.00% -0.21 FALL 1 days AFTER H-Ve60Ma 44  
 67.44% -0.16 FALL 1 days AFTER H-Ve90Ma 43  
 70.49% -0.24 FALL 1 days AFTER H-Ve30Ne 61  
 81.67% -0.25 FALL 1 days AFTER H-Ve60Ne 60  
 67.24% -0.19 FALL 1 days AFTER H-Ve90PI 58  
 84.38% -0.17 FALL 1 days AFTER H-Ea60Ju 32  
 74.29% -0.22 FALL 1 days AFTER H-Ea90Ju 35  
 75.00% -0.39 FALL 3 days AFTER G-Me0Sa 32  
 75.61% -0.36 FALL 3 days AFTER G-Su60Sa 41  
 70.73% -0.40 FALL 3 days AFTER G-Su150Ne 41  
 69.44% -0.34 FALL 3 days AFTER H-Ve150Ur 72

(MCLD) McLeodUSA start June-11-1996

68.97% 0.76 RISE 1 days BEFORE G-Mo180Ma 29  
 74.07% 0.88 RISE 1 days AFTER G-Mo180Ve 27  
 67.27% -0.76 FALL 1 days AFTER G-Mo150Ve 55  
 80.65% -0.71 FALL 1 days AFTER G-Mo180Sa 31  
 72.73% -0.77 FALL 1 days AFTER G-Mo180Ur 33  
 72.73% -0.79 FALL 1 days AFTER G-Mo180Ne 33

(MDP) Meredith start Jan-3-1968

74.29% 0.50 RISE 1 days BEFORE G-Mo0Me 35  
 72.97% 0.61 RISE 1 days BEFORE G-Mo0Ve 37  
 75.00% 0.22 RISE 1 days BEFORE G-Me180Sa 36  
 67.74% 0.27 RISE 1 days BEFORE G-Ve0Ne 31  
 67.74% 0.18 RISE 1 days BEFORE H-Ve0Ma 31  
 69.05% 0.41 RISE 3 days BEFORE G-Me0PI 42  
 70.00% 0.48 RISE 3 days BEFORE G-Ve180Ur 30  
 70.97% 0.58 RISE 3 days BEFORE G-Ma30Ur 31  
 72.41% 0.26 RISE 3 days BEFORE H-Ma30Sa 29  
 67.92% -0.15 FALL 1 days BEFORE H-Ea30Sa 53  
 68.75% -0.51 FALL 3 days BEFORE G-Ma120Ur 32  
 68.75% -0.48 FALL 3 days BEFORE H-Ma90Ur 32  
 74.29% 0.62 RISE 1 days AFTER G-Mo0Me 35  
 77.14% 0.43 RISE 1 days AFTER G-Mo0Su 35  
 70.42% 0.52 RISE 1 days AFTER G-Mo60Su 71  
 69.23% 0.54 RISE 1 days AFTER G-Mo0Sa 39

69.23% 0.64 RISE 1 days AFTER G-Mo30Ur 78  
 75.00% 0.20 RISE 1 days AFTER G-Me180PI 28  
 67.65% 0.18 RISE 1 days AFTER G-Ve120Ma 34  
 75.00% 0.27 RISE 1 days AFTER G-Ve180PI 28  
 67.44% 0.18 RISE 1 days AFTER H-Ea120Ju 43  
 74.07% 0.18 RISE 1 days AFTER H-Ea180Ur 27  
 71.43% 0.38 RISE 3 days AFTER H-Ea0Sa 28  
 68.97% 0.44 RISE 3 days AFTER H-Ea150Ne 58  
 81.48% 0.42 RISE 3 days AFTER H-Ma30Ju 27  
 67.31% -0.18 FALL 1 days AFTER G-Su150Ne 52  
 68.63% -0.23 FALL 1 days AFTER H-Ea120PI 51  
 71.43% -0.25 FALL 1 days AFTER H-Ma150Ne 28  
 69.49% -0.31 FALL 3 days AFTER G-Ve90Ur 59

(MDR) McDermott Int'l. start Dec-22-1982

69.44% 0.89 RISE 3 days BEFORE G-Me60Ma 36  
 70.00% 0.74 RISE 3 days BEFORE G-Su30Ne 30  
 70.00% 0.68 RISE 3 days BEFORE H-Ea60Ne 30  
 74.07% 0.72 RISE 3 days BEFORE H-Ea150Ne 27  
 68.75% -0.55 FALL 1 days BEFORE G-Me0Ve 32  
 70.00% -0.33 FALL 1 days BEFORE G-Me90Sa 30  
 68.75% -0.43 FALL 1 days BEFORE G-Me120Sa 32  
 72.97% -0.27 FALL 1 days BEFORE G-Me90Ur 37  
 82.76% -0.45 FALL 1 days BEFORE G-Me150Ne 29  
 67.74% -0.48 FALL 1 days BEFORE G-Ve120PI 31  
 70.73% -0.34 FALL 1 days BEFORE H-Ve60Sa 41  
 80.00% -0.49 FALL 1 days BEFORE H-Ea120Ur 25  
 80.65% -0.88 FALL 3 days BEFORE G-Me90Ju 31  
 69.70% -0.74 FALL 3 days BEFORE G-Me150Ne 33  
 70.59% -0.62 FALL 3 days BEFORE H-Me180Ma 51  
 72.73% 0.38 RISE 1 days AFTER G-Me60Sa 33  
 74.07% 0.35 RISE 1 days AFTER G-Ve150Ju 27  
 80.00% 0.32 RISE 1 days AFTER G-Ve30Ur 30  
 72.73% 0.87 RISE 3 days AFTER G-Me150Ju 33  
 75.00% 0.76 RISE 3 days AFTER G-Ve90Ju 28  
 70.00% 0.84 RISE 3 days AFTER G-Ve30Sa 30  
 70.00% 0.68 RISE 3 days AFTER G-Su60PI 30  
 73.91% 0.75 RISE 3 days AFTER H-Ve90Ur 46  
 74.07% 0.80 RISE 3 days AFTER H-Ea120Ne 27  
 68.97% 0.78 RISE 3 days AFTER H-Ea60PI 29  
 67.57% -0.33 FALL 1 days AFTER G-Me30Ju 37  
 80.77% -0.38 FALL 1 days AFTER G-Me150Sa 26  
 75.86% -0.46 FALL 1 days AFTER G-Ve150Sa 29



67.82% -0.49 FALL 1 days AFTER H-Me90Ea 87  
 69.64% -0.46 FALL 1 days AFTER H-Me180Sa 56  
 82.61% -0.36 FALL 1 days AFTER H-Ve150Ur 46  
 68.75% -0.72 FALL 3 days AFTER H-Ea30Ur 32

(MDT) Medtronic, Inc start Jan-14-1972

70.83% 0.16 RISE 1 days BEFORE G-Ve120Ur 48  
 67.50% 0.22 RISE 1 days BEFORE H-Ve0Ju 40  
 72.50% 0.18 RISE 1 days BEFORE H-Ea60Ju 40  
 75.00% 0.35 RISE 3 days BEFORE G-Ve0Ju 28  
 74.07% 0.58 RISE 3 days BEFORE G-Ve180Ur 27  
 72.00% 0.22 RISE 3 days BEFORE G-Su30PI 50  
 68.97% 0.41 RISE 3 days BEFORE G-Ma60Sa 29  
 70.00% 0.61 RISE 3 days BEFORE G-Ma60Ur 30  
 71.88% 0.51 RISE 3 days BEFORE H-Ve120Ea 32  
 68.29% 0.40 RISE 3 days BEFORE H-Ve150PI 82  
 68.00% 0.27 RISE 3 days BEFORE H-Ea150PI 50  
 68.97% -0.25 FALL 1 days BEFORE G-Ma150Ur 29  
 68.06% 1.08 RISE 1 days AFTER G-Mo30Ve 72  
 72.22% 1.00 RISE 1 days AFTER G-Mo0Su 36  
 72.73% 0.15 RISE 1 days AFTER G-Me60Ve 55  
 67.35% 0.15 RISE 1 days AFTER G-Su60Sa 49  
 77.78% 0.51 RISE 3 days AFTER G-Me180Sa 27  
 69.23% 0.34 RISE 3 days AFTER G-Ve90Ju 52  
 74.07% 0.31 RISE 3 days AFTER G-Ve180Ur 27  
 68.29% 0.20 RISE 3 days AFTER H-Ve0PI 41  
 68.63% 0.38 RISE 3 days AFTER H-Ea120Sa 51  
 68.92% -0.92 FALL 1 days AFTER G-Mo120Me 74  
 74.07% -0.35 FALL 1 days AFTER G-Ve0Ne 27  
 68.09% -0.11 FALL 1 days AFTER G-Su150Ju 47  
 80.77% -0.32 FALL 1 days AFTER G-Ma120Ne 26

(MEA) Mead Corp start Jan-3-1968

70.27% 0.18 RISE 1 days BEFORE G-Ve120Ma 37  
 71.88% 0.20 RISE 1 days BEFORE G-Ve0Ju 32  
 71.43% 0.16 RISE 1 days BEFORE G-Ma90Sa 28  
 70.00% 0.24 RISE 1 days BEFORE G-Ma90Ne 30  
 70.51% 0.27 RISE 1 days BEFORE H-Ea30Ju 51  
 69.97% 0.21 RISE 1 days BEFORE H-Ma150Ur 31  
 70.88% 0.33 RISE 3 days BEFORE G-Ve150Sa 59  
 70.75% 0.26 RISE 3 days BEFORE G-Ma60Ur 32  
 70.75% 0.35 RISE 3 days BEFORE H-Ve0Ma 32  
 70.80% 0.29 RISE 3 days BEFORE H-Ve0Ju 45

67.50% -0.48 FALL 1 days BEFORE G-Mo0Ur 40  
 69.23% -0.24 FALL 1 days BEFORE G-Me0PI 39  
 73.53% -0.20 FALL 1 days BEFORE H-Ve60Ea 34  
 72.41% -0.17 FALL 1 days BEFORE H-Ma60Ur 29  
 81.48% -0.14 FALL 1 days BEFORE H-Ma90Ur 27  
 68.97% -0.28 FALL 3 days BEFORE G-Ma90Ur 29  
 68.97% -0.65 FALL 3 days BEFORE H-Ea150Ma 29  
 70.00% -0.21 FALL 3 days BEFORE H-Ma60Ur 30  
 72.97% 0.55 RISE 1 days AFTER G-Mo180Ju 37  
 68.29% 0.48 RISE 1 days AFTER G-Mo180PI 41  
 68.09% 0.18 RISE 1 days AFTER G-Su120Ju 47  
 70.00% 0.15 RISE 1 days AFTER H-Ve0Ne 40  
 78.57% 0.24 RISE 1 days AFTER H-Ma30Ur 28  
 68.75% 0.23 RISE 3 days AFTER G-Me180Sa 32  
 68.52% 0.28 RISE 3 days AFTER G-Su90Ur 54  
 70.00% 0.28 RISE 3 days AFTER G-Ma120PI 30  
 70.00% 0.39 RISE 3 days AFTER H-Ma30Ur 30  
 68.97% 0.22 RISE 3 days AFTER H-Ma120PI 29  
 70.59% -0.14 FALL 1 days AFTER G-Me0Ur 34  
 75.00% -0.19 FALL 1 days AFTER G-Ve60Ma 32  
 68.63% -0.21 FALL 1 days AFTER G-Ve60Sa 51  
 68.97% -0.11 FALL 1 days AFTER G-Ma60Sa 29  
 72.73% -0.18 FALL 1 days AFTER G-Ma150PI 33  
 69.70% -0.18 FALL 1 days AFTER H-Ve150Ea 33  
 70.00% -0.43 FALL 3 days AFTER G-Ma120Sa 30  
 74.07% -0.26 FALL 3 days AFTER H-Ma90Ju 27  
 70.00% -0.39 FALL 3 days AFTER H-Ma90Ur 30

(MEL) Mellon Bank start Jan-14-1972

71.43% 1.03 RISE 1 days BEFORE G-Mo180Su 35  
 71.79% 1.00 RISE 1 days BEFORE G-Mo180Ma 39  
 68.75% 0.61 RISE 3 days BEFORE G-Me120Ma 32  
 71.01% 0.61 RISE 3 days BEFORE G-Me30Ju 69  
 81.48% 0.81 RISE 3 days BEFORE G-Ve180Ju 27  
 80.77% 0.69 RISE 3 days BEFORE G-Ma30Ju 26  
 75.86% 0.76 RISE 3 days BEFORE G-Ma150PI 29  
 69.70% 0.84 RISE 3 days BEFORE H-Ve150Ea 33  
 68.09% 0.65 RISE 3 days BEFORE H-Ea150Ju 47  
 69.23% -0.54 FALL 1 days BEFORE G-Me150Ju 52  
 80.00% -0.35 FALL 1 days BEFORE G-Ma120Ne 25  
 72.92% 0.35 RISE 1 days AFTER G-Ve60Ur 48  
 69.05% 0.73 RISE 3 days AFTER G-Me0Ma 42  
 80.00% 0.92 RISE 3 days AFTER G-Me180Sa 30

70.59% \_ 0.61 \_ RISE \_ 3 days \_ AFTER \_ G-Ve90Ma \_ 34  
 68.75% \_ 0.56 \_ RISE \_ 3 days \_ AFTER \_ G-Ve150PI \_ 48  
 68.97% \_ 0.50 \_ RISE \_ 3 days \_ AFTER \_ G-Ma150Ur \_ 29  
 69.70% \_ 0.81 \_ RISE \_ 3 days \_ AFTER \_ H-Ve150Ea \_ 33  
 80.00% \_ 1.38 \_ RISE \_ 10 days \_ AFTER \_ H-Ma150Sa \_ 26  
 67.92% \_ -0.34 \_ FALL \_ 1 days \_ AFTER \_ G-Me120Ju \_ 53  
 68.97% \_ -0.26 \_ FALL \_ 1 days \_ AFTER \_ H-Ve120Ea \_ 29  
 71.11% \_ -0.58 \_ FALL \_ 1 days \_ AFTER \_ H-Ve120Ma \_ 45  
 77.14% \_ -0.34 \_ FALL \_ 1 days \_ AFTER \_ H-Ea150Sa \_ 35  
 69.12% \_ -0.63 \_ FALL \_ 3 days \_ AFTER \_ G-Me30PI \_ 68  
 72.92% \_ -0.64 \_ FALL \_ 3 days \_ AFTER \_ H-Ve120Ma \_ 48  
 71.43% \_ -0.53 \_ FALL \_ 3 days \_ AFTER \_ H-Ma90PI \_ 28

(MER) Merrill Lynch start July-2-1971

78.57% \_ 0.62 \_ RISE \_ 3 days \_ BEFORE \_ G-Ma60Sa \_ 28  
 68.97% \_ 0.52 \_ RISE \_ 3 days \_ BEFORE \_ H-Ve180Ma \_ 29  
 74.19% \_ -0.38 \_ FALL \_ 1 days \_ BEFORE \_ G-Ma150Ur \_ 31  
 70.59% \_ -0.53 \_ FALL \_ 1 days \_ BEFORE \_ H-Ve60Ea \_ 34  
 69.62% \_ 1.73 \_ RISE \_ 1 days \_ AFTER \_ G-Mo60Sa \_ 79  
 70.00% \_ 1.42 \_ RISE \_ 1 days \_ AFTER \_ G-Mo0Ur \_ 40  
 75.86% \_ 0.30 \_ RISE \_ 1 days \_ AFTER \_ G-Ve120Ma \_ 29  
 68.29% \_ 0.30 \_ RISE \_ 1 days \_ AFTER \_ H-Ve180Ju \_ 41  
 71.43% \_ 0.83 \_ RISE \_ 3 days \_ AFTER \_ H-Ma120Ur \_ 28  
 71.43% \_ 0.54 \_ RISE \_ 3 days \_ AFTER \_ H-Ma120Ne \_ 28  
 70.59% \_ -0.21 \_ FALL \_ 1 days \_ AFTER \_ G-Me0Ur \_ 34  
 70.31% \_ -0.47 \_ FALL \_ 1 days \_ AFTER \_ G-Me30PI \_ 64  
 69.23% \_ -0.29 \_ FALL \_ 1 days \_ AFTER \_ G-Ve120Ne \_ 52  
 73.33% \_ -0.42 \_ FALL \_ 1 days \_ AFTER \_ G-Ma120Ur \_ 30  
 67.74% \_ -0.80 \_ FALL \_ 1 days \_ AFTER \_ G-Ma120Ne \_ 31  
 69.23% \_ -0.44 \_ FALL \_ 1 days \_ AFTER \_ H-Me180Ea \_ 78  
 76.67% \_ -0.43 \_ FALL \_ 1 days \_ AFTER \_ H-Ve90Ea \_ 30  
 77.78% \_ -0.32 \_ FALL \_ 1 days \_ AFTER \_ H-Ma90Sa \_ 27  
 69.39% \_ -0.82 \_ FALL \_ 3 days \_ AFTER \_ H-Ea120Ju \_ 49  
 91.67% \_ -0.74 \_ FALL \_ 3 days \_ AFTER \_ H-Ma90Sa \_ 24  
 80.00% \_ -1.78 \_ FALL \_ 10 days \_ AFTER \_ H-Ea120Ma \_ 25

(MHP) McGraw-Hill start Jan-3-1968

67.57% \_ 0.99 \_ RISE \_ 1 days \_ BEFORE \_ G-Mo180Su \_ 37  
 68.75% \_ 0.26 \_ RISE \_ 1 days \_ BEFORE \_ G-Ve0PI \_ 32  
 71.05% \_ 0.41 \_ RISE \_ 1 days \_ BEFORE \_ H-Ve180Sa \_ 38  
 71.43% \_ 0.24 \_ RISE \_ 1 days \_ BEFORE \_ H-Ea0Sa \_ 28  
 72.41% \_ 0.29 \_ RISE \_ 1 days \_ BEFORE \_ H-Ma120Ne \_ 29  
 71.43% \_ 0.44 \_ RISE \_ 3 days \_ BEFORE \_ H-Ea90Ma \_ 28

70.97% \_ 0.46 \_ RISE \_ 3 days \_ BEFORE \_ H-Ma120Ne \_ 31  
 75.00% \_ 0.51 \_ RISE \_ 3 days \_ BEFORE \_ H-Ma150PI \_ 32  
 68.97% \_ -0.25 \_ FALL \_ 1 days \_ BEFORE \_ G-Ve0Sa \_ 29  
 70.00% \_ -0.15 \_ FALL \_ 1 days \_ BEFORE \_ H-Ma150Ur \_ 30  
 70.97% \_ -0.62 \_ FALL \_ 3 days \_ BEFORE \_ H-Ma90Sa \_ 31  
 69.44% \_ 1.11 \_ RISE \_ 1 days \_ AFTER \_ G-Mo180Me \_ 36  
 70.59% \_ 1.01 \_ RISE \_ 1 days \_ AFTER \_ G-Mo0Su \_ 34  
 68.29% \_ 0.18 \_ RISE \_ 1 days \_ AFTER \_ G-Me0Ma \_ 41  
 67.19% \_ 0.39 \_ RISE \_ 1 days \_ AFTER \_ G-Me60Ma \_ 64  
 68.97% \_ 0.25 \_ RISE \_ 1 days \_ AFTER \_ G-Ma30Ur \_ 29  
 68.97% \_ 0.29 \_ RISE \_ 1 days \_ AFTER \_ G-Ma30PI \_ 29  
 68.97% \_ 0.50 \_ RISE \_ 3 days \_ AFTER \_ G-Me180Ju \_ 29  
 73.53% \_ 0.53 \_ RISE \_ 3 days \_ AFTER \_ G-Me180Sa \_ 34  
 77.42% \_ 0.48 \_ RISE \_ 3 days \_ AFTER \_ G-Me180Ur \_ 31  
 72.41% \_ 0.32 \_ RISE \_ 3 days \_ AFTER \_ G-Me180Ne \_ 29  
 78.57% \_ 0.32 \_ RISE \_ 3 days \_ AFTER \_ G-Ve180Sa \_ 28  
 70.18% \_ 0.50 \_ RISE \_ 3 days \_ AFTER \_ G-Ve150PI \_ 57  
 75.86% \_ 0.49 \_ RISE \_ 3 days \_ AFTER \_ G-Ma30Ne \_ 29  
 68.97% \_ 0.48 \_ RISE \_ 3 days \_ AFTER \_ H-Ea120Ma \_ 29  
 74.07% \_ 0.61 \_ RISE \_ 3 days \_ AFTER \_ H-Ea180Ur \_ 27  
 74.07% \_ -0.19 \_ FALL \_ 1 days \_ AFTER \_ G-Ma60Ne \_ 27  
 71.88% \_ -0.28 \_ FALL \_ 1 days \_ AFTER \_ G-Ma120PI \_ 32  
 74.07% \_ -0.22 \_ FALL \_ 1 days \_ AFTER \_ H-Ma60Ur \_ 27  
 68.97% \_ -0.49 \_ FALL \_ 3 days \_ AFTER \_ H-Ea60Sa \_ 58

(MII) Morton Int'l start June-28-1989

74.36% \_ 0.38 \_ RISE \_ 1 days \_ BEFORE \_ H-Me0Sa \_ 39  
 69.44% \_ 0.70 \_ RISE \_ 1 days \_ BEFORE \_ H-Me0Ne \_ 36  
 70.97% \_ -0.30 \_ FALL \_ 1 days \_ BEFORE \_ H-Ve90PI \_ 31  
 68.97% \_ -0.40 \_ FALL \_ 3 days \_ BEFORE \_ H-Ve90PI \_ 29  
 90.91% \_ -1.72 \_ FALL \_ 10 days \_ BEFORE \_ G-Me90Ne \_ 22  
 67.57% \_ 0.45 \_ RISE \_ 1 days \_ AFTER \_ G-Mo180Ve \_ 37  
 67.57% \_ 0.54 \_ RISE \_ 1 days \_ AFTER \_ G-Mo180Su \_ 38  
 68.42% \_ 0.50 \_ RISE \_ 3 days \_ AFTER \_ H-Me0Ne \_ 38  
 70.97% \_ 0.53 \_ RISE \_ 3 days \_ AFTER \_ H-Ve30PI \_ 31  
 68.29% \_ -0.37 \_ FALL \_ 1 days \_ AFTER \_ G-Mo180Ne \_ 41

(MIL) Millipore start Jan-14-1972

70.21% \_ 0.47 \_ RISE \_ 3 days \_ BEFORE \_ G-Su150Ju \_ 47  
 70.73% \_ 0.43 \_ RISE \_ 3 days \_ BEFORE \_ H-Ve0Ne \_ 41  
 67.65% \_ -0.57 \_ FALL \_ 1 days \_ BEFORE \_ G-Mo0Ve \_ 34  
 67.57% \_ -0.57 \_ FALL \_ 1 days \_ BEFORE \_ G-Mo0Ma \_ 37  
 70.59% \_ -0.63 \_ FALL \_ 1 days \_ BEFORE \_ G-Mo0Ne \_ 34

71.11% \_ -0.19 \_ FALL \_ 1 days \_ BEFORE \_ G-Me120PI \_ 45  
 68.97% \_ -0.16 \_ FALL \_ 1 days \_ BEFORE \_ H-Ve60Ea \_ 29  
 70.73% \_ -0.13 \_ FALL \_ 1 days \_ BEFORE \_ H-Ea30Sa \_ 41  
 68.52% \_ -0.36 \_ FALL \_ 3 days \_ BEFORE \_ G-Me120PI \_ 54  
 73.33% \_ 0.21 \_ RISE \_ 1 days \_ AFTER \_ H-Ve120Ea \_ 30  
 68.29% \_ 0.21 \_ RISE \_ 1 days \_ AFTER \_ H-Ea60PI \_ 41  
 68.52% \_ 0.41 \_ RISE \_ 3 days \_ AFTER \_ G-Ve150Ne \_ 54  
 70.91% \_ 0.39 \_ RISE \_ 3 days \_ AFTER \_ G-Ve30PI \_ 55  
 69.39% \_ 0.49 \_ RISE \_ 3 days \_ AFTER \_ H-Ea30Ju \_ 49  
 83.33% \_ 0.76 \_ RISE \_ 10 days \_ AFTER \_ H-Ea90Ma \_ 24  
 70.37% \_ -0.16 \_ FALL \_ 1 days \_ AFTER \_ G-Me150Ur \_ 54  
 67.35% \_ -0.24 \_ FALL \_ 1 days \_ AFTER \_ G-Me60Ne \_ 49  
 67.53% \_ -0.22 \_ FALL \_ 1 days \_ AFTER \_ H-Me0Ma \_ 77  
 75.68% \_ -0.25 \_ FALL \_ 1 days \_ AFTER \_ H-Ve180Ne \_ 37  
 75.86% \_ -0.24 \_ FALL \_ 1 days \_ AFTER \_ H-Ve180PI \_ 29  
 79.49% \_ -0.17 \_ FALL \_ 1 days \_ AFTER \_ H-Ea90Ju \_ 39  
 70.97% \_ -0.33 \_ FALL \_ 3 days \_ AFTER \_ G-Me0PI \_ 31  
 70.00% \_ -0.37 \_ FALL \_ 3 days \_ AFTER \_ H-Ve90Ea \_ 30

(MIR) Mirage Resorts start Jan-3-1974

80.00% \_ 0.22 \_ RISE \_ 3 days \_ BEFORE \_ G-Ma30Ur \_ 25  
 69.77% \_ -0.13 \_ FALL \_ 1 days \_ BEFORE \_ G-Me120PI \_ 43  
 71.43% \_ -0.10 \_ FALL \_ 1 days \_ BEFORE \_ G-Ve60Ju \_ 42  
 71.79% \_ -0.14 \_ FALL \_ 1 days \_ BEFORE \_ H-Ea90Sa \_ 39  
 67.57% \_ -0.16 \_ FALL \_ 1 days \_ BEFORE \_ H-Ea120Ne \_ 37  
 70.73% \_ -0.25 \_ FALL \_ 3 days \_ BEFORE \_ H-Ea30Ne \_ 41  
 71.88% \_ 0.52 \_ RISE \_ 1 days \_ AFTER \_ G-Mo180Ju \_ 32  
 73.53% \_ 0.15 \_ RISE \_ 1 days \_ AFTER \_ H-Ea30Ju \_ 34  
 71.43% \_ 0.29 \_ RISE \_ 3 days \_ AFTER \_ G-Ve30Ur \_ 42  
 84.00% \_ 0.30 \_ RISE \_ 10 days \_ AFTER \_ G-Ma60PI \_ 25  
 76.47% \_ -0.40 \_ FALL \_ 1 days \_ AFTER \_ G-Mo0Ve \_ 34  
 71.43% \_ -0.45 \_ FALL \_ 1 days \_ AFTER \_ G-Mo180Ne \_ 35  
 70.45% \_ -0.12 \_ FALL \_ 1 days \_ AFTER \_ G-Me90Sa \_ 44  
 67.44% \_ -0.11 \_ FALL \_ 1 days \_ AFTER \_ G-Me150Sa \_ 43  
 70.00% \_ -0.12 \_ FALL \_ 1 days \_ AFTER \_ G-Ve60Ne \_ 40  
 76.92% \_ -0.15 \_ FALL \_ 1 days \_ AFTER \_ G-Ve120Ne \_ 39  
 68.57% \_ -0.14 \_ FALL \_ 1 days \_ AFTER \_ G-Su30Ju \_ 35  
 72.73% \_ -0.09 \_ FALL \_ 1 days \_ AFTER \_ G-Su90Ju \_ 33  
 71.43% \_ -0.12 \_ FALL \_ 1 days \_ AFTER \_ G-Su150PI \_ 35  
 69.49% \_ -0.09 \_ FALL \_ 1 days \_ AFTER \_ H-Ve60Sa \_ 59  
 69.23% \_ -0.12 \_ FALL \_ 1 days \_ AFTER \_ H-Ve120PI \_ 65  
 71.43% \_ -0.11 \_ FALL \_ 1 days \_ AFTER \_ H-Ea90Ju \_ 35  
 70.00% \_ -0.28 \_ FALL \_ 3 days \_ AFTER \_ G-Me0PI \_ 30

68.18% \_ -0.24 \_ FALL \_ 3 days \_ AFTER \_ G-Ve120PI \_ 45  
 76.92% \_ -0.21 \_ FALL \_ 3 days \_ AFTER \_ G-Ma150PI \_ 26  
 80.95% \_ -0.20 \_ FALL \_ 3 days \_ AFTER \_ H-Ve60Ma \_ 42  
 69.77% \_ -0.24 \_ FALL \_ 3 days \_ AFTER \_ H-Ea30Ur \_ 43

(MKG) Mallinckrodt Group start Oct-30-1991

68.97% \_ 0.43 \_ RISE \_ 1 days \_ BEFORE \_ H-Me120Ve \_ 29  
 68.57% \_ 0.58 \_ RISE \_ 3 days \_ BEFORE \_ H-Me120Ve \_ 35  
 68.00% \_ -0.43 \_ FALL \_ 1 days \_ BEFORE \_ G-Mo120Ju \_ 75  
 72.41% \_ -0.34 \_ FALL \_ 1 days \_ BEFORE \_ H-Me60Ve \_ 29  
 67.65% \_ 0.39 \_ RISE \_ 1 days \_ AFTER \_ G-Mo0Me \_ 34  
 68.57% \_ 0.40 \_ RISE \_ 1 days \_ AFTER \_ G-Mo0Ju \_ 35  
 70.83% \_ 0.56 \_ RISE \_ 1 days \_ AFTER \_ H-Me30PI \_ 48  
 68.42% \_ 0.75 \_ RISE \_ 3 days \_ AFTER \_ H-Me120Sa \_ 57  
 68.12% \_ -0.39 \_ FALL \_ 1 days \_ AFTER \_ G-Mo90Me \_ 69  
 68.97% \_ -0.37 \_ FALL \_ 1 days \_ AFTER \_ H-Me60Ve \_ 29  
 69.39% \_ -0.32 \_ FALL \_ 1 days \_ AFTER \_ H-Me90Ur \_ 49

(MLHR) Herman Miller start Jan-7-1972

67.61% \_ 0.76 \_ RISE \_ 1 days \_ BEFORE \_ G-Mo60Me \_ 71  
 67.65% \_ 0.90 \_ RISE \_ 1 days \_ BEFORE \_ G-Mo0Su \_ 34  
 68.42% \_ 0.66 \_ RISE \_ 1 days \_ BEFORE \_ G-Mo0Ne \_ 38  
 71.79% \_ 0.88 \_ RISE \_ 1 days \_ BEFORE \_ G-Mo0PI \_ 39  
 72.22% \_ 0.44 \_ RISE \_ 1 days \_ BEFORE \_ G-Ve150Sa \_ 36  
 67.50% \_ 0.30 \_ RISE \_ 1 days \_ BEFORE \_ G-Ve30PI \_ 40  
 71.88% \_ 0.30 \_ RISE \_ 1 days \_ BEFORE \_ G-Su90Ju \_ 32  
 67.74% \_ 0.33 \_ RISE \_ 1 days \_ BEFORE \_ G-Su120Ju \_ 31  
 68.25% \_ 0.44 \_ RISE \_ 1 days \_ BEFORE \_ H-Ve150Ju \_ 63  
 67.35% \_ 0.33 \_ RISE \_ 1 days \_ BEFORE \_ H-Ve120PI \_ 49  
 68.57% \_ 0.39 \_ RISE \_ 1 days \_ BEFORE \_ H-Ea120Ur \_ 35  
 67.57% \_ 0.41 \_ RISE \_ 1 days \_ BEFORE \_ H-Ea150PI \_ 37  
 70.45% \_ 0.57 \_ RISE \_ 3 days \_ BEFORE \_ G-Su30PI \_ 44  
 73.33% \_ 0.68 \_ RISE \_ 3 days \_ BEFORE \_ H-Ea150Ur \_ 45  
 76.92% \_ 0.73 \_ RISE \_ 3 days \_ BEFORE \_ H-Ma90PI \_ 26  
 80.65% \_ 1.19 \_ RISE \_ 10 days \_ BEFORE \_ G-Me0Ne \_ 31  
 73.33% \_ -0.32 \_ FALL \_ 1 days \_ BEFORE \_ G-Me0Ma \_ 30  
 77.50% \_ -0.34 \_ FALL \_ 1 days \_ BEFORE \_ G-Me120Ju \_ 40  
 72.50% \_ -0.30 \_ FALL \_ 1 days \_ BEFORE \_ G-Me120PI \_ 40  
 69.44% \_ -0.33 \_ FALL \_ 1 days \_ BEFORE \_ G-Ve120Sa \_ 36  
 67.65% \_ -0.35 \_ FALL \_ 1 days \_ BEFORE \_ H-Ea120Sa \_ 34  
 69.70% \_ 0.82 \_ RISE \_ 1 days \_ AFTER \_ G-Mo0Me \_ 33  
 68.06% \_ 0.71 \_ RISE \_ 1 days \_ AFTER \_ G-Mo90Ma \_ 72  
 70.27% \_ 0.64 \_ RISE \_ 1 days \_ AFTER \_ G-Mo0Ju \_ 37

75.61% \_ 0.28 \_ RISE \_ 1 days \_ AFTER \_ G-Me120Sa \_ 41  
 71.43% \_ 0.29 \_ RISE \_ 1 days \_ AFTER \_ G-Me150Ur \_ 35  
 70.59% \_ 0.27 \_ RISE \_ 1 days \_ AFTER \_ H-Ve60Ma \_ 34  
 75.61% \_ 0.39 \_ RISE \_ 3 days \_ AFTER \_ G-Ve120Ur \_ 41  
 71.11% \_ 0.54 \_ RISE \_ 3 days \_ AFTER \_ G-Ve30Ne \_ 45  
 71.05% \_ 0.33 \_ RISE \_ 3 days \_ AFTER \_ H-Ea30Ne \_ 38  
 80.77% \_ 0.65 \_ RISE \_ 10 days \_ AFTER \_ G-Ma30Sa \_ 26  
 81.82% \_ 1.21 \_ RISE \_ 10 days \_ AFTER \_ H-Ea150Ne \_ 45  
 70.00% \_ -1.44 \_ FALL \_ 1 days \_ AFTER \_ G-Me60Ur \_ 40  
 73.53% \_ -0.39 \_ FALL \_ 1 days \_ AFTER \_ G-Su120Ne \_ 34  
 68.42% \_ -0.32 \_ FALL \_ 1 days \_ AFTER \_ H-Me0Ma \_ 57

## (MMC) Marsh &amp; McLennan Cos. start Jan-4-1968

67.57% \_ 0.75 \_ RISE \_ 1 days \_ BEFORE \_ G-Mo180Me \_ 37  
 72.22% \_ 0.63 \_ RISE \_ 1 days \_ BEFORE \_ G-Mo0Ve \_ 36  
 67.57% \_ 0.67 \_ RISE \_ 1 days \_ BEFORE \_ G-Mo0Su \_ 37  
 68.97% \_ 0.37 \_ RISE \_ 1 days \_ BEFORE \_ G-Ma60Sa \_ 29  
 70.00% \_ 0.49 \_ RISE \_ 1 days \_ BEFORE \_ G-Ma150Sa \_ 30  
 68.97% \_ 0.28 \_ RISE \_ 1 days \_ BEFORE \_ G-Ma30Ne \_ 29  
 74.19% \_ 0.21 \_ RISE \_ 1 days \_ BEFORE \_ G-Ma90Ne \_ 31  
 72.97% \_ 0.57 \_ RISE \_ 3 days \_ BEFORE \_ G-Me0Ne \_ 37  
 68.97% \_ 0.53 \_ RISE \_ 3 days \_ BEFORE \_ G-Ve180Ju \_ 29  
 74.07% \_ 0.48 \_ RISE \_ 3 days \_ BEFORE \_ G-Su90Ma \_ 27  
 77.42% \_ 0.66 \_ RISE \_ 3 days \_ BEFORE \_ G-Ma30Sa \_ 31  
 71.88% \_ 0.66 \_ RISE \_ 3 days \_ BEFORE \_ G-Ma30Ur \_ 32  
 68.57% \_ 0.51 \_ RISE \_ 3 days \_ BEFORE \_ H-Ve90Ea \_ 35  
 72.41% \_ 0.43 \_ RISE \_ 3 days \_ BEFORE \_ H-Ea90Ma \_ 29  
 68.97% \_ 0.70 \_ RISE \_ 3 days \_ BEFORE \_ H-Ma30Ne \_ 29  
 70.00% \_ 0.66 \_ RISE \_ 3 days \_ BEFORE \_ H-Ma90PI \_ 30  
 68.97% \_ -0.63 \_ FALL \_ 3 days \_ BEFORE \_ G-Su30Ma \_ 29  
 70.27% \_ 0.66 \_ RISE \_ 1 days \_ AFTER \_ G-Mo0Me \_ 37  
 70.27% \_ 0.75 \_ RISE \_ 1 days \_ AFTER \_ G-Mo180Ve \_ 37  
 72.97% \_ 0.79 \_ RISE \_ 1 days \_ AFTER \_ G-Mo180Su \_ 38  
 70.00% \_ 1.30 \_ RISE \_ 1 days \_ AFTER \_ G-Mo30Ur \_ 80  
 68.97% \_ 0.28 \_ RISE \_ 1 days \_ AFTER \_ G-Me60Ve \_ 58  
 76.92% \_ 0.32 \_ RISE \_ 1 days \_ AFTER \_ G-Ma30PI \_ 26  
 77.78% \_ 0.56 \_ RISE \_ 1 days \_ AFTER \_ G-Ma60PI \_ 27  
 69.51% \_ 0.31 \_ RISE \_ 1 days \_ AFTER \_ H-Ve30Ur \_ 82  
 69.23% \_ 0.31 \_ RISE \_ 1 days \_ AFTER \_ H-Ea150Ne \_ 52  
 83.33% \_ 0.33 \_ RISE \_ 1 days \_ AFTER \_ H-Ma30Ur \_ 24  
 70.97% \_ 0.58 \_ RISE \_ 3 days \_ AFTER \_ G-Ve30Ne \_ 62  
 78.57% \_ 0.42 \_ RISE \_ 3 days \_ AFTER \_ G-Su60Ma \_ 28  
 68.97% \_ 0.47 \_ RISE \_ 3 days \_ AFTER \_ G-Ma120Sa \_ 29

68.97% \_ 0.45 \_ RISE \_ 3 days \_ AFTER \_ G-Ma30PI \_ 30  
 70.97% \_ 0.66 \_ RISE \_ 3 days \_ AFTER \_ G-Ma60PI \_ 31  
 73.08% \_ -0.31 \_ FALL \_ 1 days \_ AFTER \_ G-Ve150Ne \_ 52  
 68.97% \_ -0.26 \_ FALL \_ 1 days \_ AFTER \_ G-Ma150Ju \_ 29  
 74.07% \_ -0.72 \_ FALL \_ 3 days \_ AFTER \_ G-Ma150Ju \_ 27

## (MMM) Minnesota Mining &amp; Mfg. start Jan-3-1968

71.79% \_ 0.41 \_ RISE \_ 1 days \_ BEFORE \_ G-Me0PI \_ 39  
 78.57% \_ 0.33 \_ RISE \_ 1 days \_ BEFORE \_ G-Ma90Sa \_ 28  
 67.74% \_ 0.33 \_ RISE \_ 1 days \_ BEFORE \_ G-Ma60Ur \_ 31  
 67.74% \_ 0.34 \_ RISE \_ 1 days \_ BEFORE \_ H-Ma150Ur \_ 31  
 68.97% \_ 0.18 \_ RISE \_ 1 days \_ BEFORE \_ H-Ma60Ne \_ 29  
 70.00% \_ 0.62 \_ RISE \_ 3 days \_ BEFORE \_ G-Ve180Ju \_ 30  
 70.97% \_ 0.46 \_ RISE \_ 3 days \_ BEFORE \_ G-Ma30PI \_ 31  
 75.76% \_ 0.64 \_ RISE \_ 3 days \_ BEFORE \_ H-Ve180Ma \_ 33  
 68.75% \_ 0.86 \_ RISE \_ 3 days \_ BEFORE \_ H-Ma30PI \_ 32  
 70.97% \_ -0.42 \_ FALL \_ 1 days \_ BEFORE \_ G-Ve0Ma \_ 31  
 69.09% \_ -0.26 \_ FALL \_ 1 days \_ BEFORE \_ H-Ea60Ju \_ 55  
 67.74% \_ -0.27 \_ FALL \_ 1 days \_ BEFORE \_ H-Ma90Ur \_ 31  
 70.27% \_ 0.81 \_ RISE \_ 1 days \_ AFTER \_ G-Mo180Ve \_ 37  
 67.57% \_ 0.31 \_ RISE \_ 1 days \_ AFTER \_ G-Me120Ma \_ 37  
 68.29% \_ 0.30 \_ RISE \_ 1 days \_ AFTER \_ G-Me0Sa \_ 41  
 68.75% \_ 0.35 \_ RISE \_ 1 days \_ AFTER \_ H-Ma120PI \_ 32  
 68.75% \_ 0.40 \_ RISE \_ 3 days \_ AFTER \_ G-Ve120PI \_ 64  
 71.43% \_ 0.46 \_ RISE \_ 3 days \_ AFTER \_ H-Ma30Ju \_ 28  
 67.65% \_ -0.45 \_ FALL \_ 1 days \_ AFTER \_ G-Ma150Sa \_ 34  
 71.88% \_ -0.36 \_ FALL \_ 1 days \_ AFTER \_ G-Ma30Ur \_ 32  
 68.57% \_ -0.35 \_ FALL \_ 1 days \_ AFTER \_ G-Ma150PI \_ 35

## (MO) Phillip Morris start Jan-3-1968

70.97% \_ 0.16 \_ RISE \_ 1 days \_ BEFORE \_ H-Ea0Ur \_ 31  
 71.43% \_ 0.52 \_ RISE \_ 3 days \_ BEFORE \_ G-Me150Ma \_ 28  
 68.75% \_ 0.63 \_ RISE \_ 3 days \_ BEFORE \_ G-Ve180Ur \_ 32  
 68.75% \_ 0.66 \_ RISE \_ 3 days \_ BEFORE \_ G-Ma90Ju \_ 32  
 70.59% \_ 0.46 \_ RISE \_ 3 days \_ BEFORE \_ H-Ve0Ma \_ 34  
 71.43% \_ 0.65 \_ RISE \_ 3 days \_ BEFORE \_ H-Ea0Sa \_ 28  
 76.67% \_ 0.52 \_ RISE \_ 3 days \_ BEFORE \_ H-Ea0Ur \_ 30  
 82.76% \_ 0.42 \_ RISE \_ 3 days \_ BEFORE \_ H-Ma60Ne \_ 29  
 69.23% \_ -0.75 \_ FALL \_ 1 days \_ BEFORE \_ G-Mo180Me \_ 39  
 72.73% \_ -0.43 \_ FALL \_ 1 days \_ BEFORE \_ H-Ve60Ea \_ 33  
 73.33% \_ -0.18 \_ FALL \_ 1 days \_ BEFORE \_ H-Ma90Ur \_ 30  
 73.33% \_ -0.45 \_ FALL \_ 3 days \_ BEFORE \_ H-Ma120Ur \_ 30  
 72.41% \_ 0.34 \_ RISE \_ 1 days \_ AFTER \_ G-Ve0Ma \_ 29

72.41% \_ 0.19 \_ RISE \_ 1 days \_ AFTER \_ G-Ve0Ne \_ 29  
 67.74% \_ 0.24 \_ RISE \_ 1 days \_ AFTER \_ G-Ve180PI \_ 31  
 68.63% \_ 0.28 \_ RISE \_ 1 days \_ AFTER \_ G-Su30Ju \_ 51  
 68.89% \_ 0.54 \_ RISE \_ 1 days \_ AFTER \_ H-Ve180Sa \_ 45  
 72.41% \_ 0.33 \_ RISE \_ 1 days \_ AFTER \_ H-Ea150Ma \_ 29  
 67.86% \_ 0.23 \_ RISE \_ 1 days \_ AFTER \_ H-Ea60PI \_ 56  
 72.73% \_ 0.54 \_ RISE \_ 3 days \_ AFTER \_ G-Me180Sa \_ 33  
 71.88% \_ 0.46 \_ RISE \_ 3 days \_ AFTER \_ G-Ve180Sa \_ 32  
 68.75% \_ 0.47 \_ RISE \_ 3 days \_ AFTER \_ G-Ve30Ne \_ 64  
 70.00% \_ 0.62 \_ RISE \_ 3 days \_ AFTER \_ G-Su30Ma \_ 30  
 68.97% \_ 0.67 \_ RISE \_ 3 days \_ AFTER \_ G-Ma120Ju \_ 29  
 71.43% \_ 0.44 \_ RISE \_ 3 days \_ AFTER \_ G-Ma60Ne \_ 28  
 71.79% \_ 0.75 \_ RISE \_ 3 days \_ AFTER \_ H-Ve150Ea \_ 39  
 68.97% \_ 0.59 \_ RISE \_ 3 days \_ AFTER \_ H-Ma120Sa \_ 29  
 72.73% \_ -0.21 \_ FALL \_ 1 days \_ AFTER \_ G-Ma150PI \_ 33  
 68.42% \_ -0.33 \_ FALL \_ 3 days \_ AFTER \_ G-Me0PI \_ 38

(MOB) Mobil start Jan-3-1968

67.44% \_ 0.56 \_ RISE \_ 1 days \_ BEFORE \_ H-Ve0Sa \_ 43  
 70.00% \_ 0.80 \_ RISE \_ 3 days \_ BEFORE \_ G-Su120PI \_ 60  
 74.19% \_ 0.56 \_ RISE \_ 3 days \_ BEFORE \_ G-Ma90Ju \_ 31  
 70.97% \_ 0.63 \_ RISE \_ 3 days \_ BEFORE \_ G-Ma90Sa \_ 31  
 71.88% \_ 0.66 \_ RISE \_ 3 days \_ BEFORE \_ H-Ve0Ma \_ 32  
 68.75% \_ 0.98 \_ RISE \_ 3 days \_ BEFORE \_ H-Ve180Ma \_ 32  
 68.52% \_ 0.98 \_ RISE \_ 3 days \_ BEFORE \_ H-Ea120Ju \_ 54  
 68.33% \_ 0.94 \_ RISE \_ 3 days \_ BEFORE \_ H-Ea60PI \_ 60  
 70.00% \_ 0.67 \_ RISE \_ 3 days \_ BEFORE \_ H-Ma60Sa \_ 30  
 70.00% \_ 0.69 \_ RISE \_ 3 days \_ BEFORE \_ H-Ma30Ne \_ 30  
 68.97% \_ 0.68 \_ RISE \_ 3 days \_ BEFORE \_ H-Ma60Ne \_ 29  
 70.97% \_ 0.82 \_ RISE \_ 3 days \_ BEFORE \_ H-Ma30PI \_ 31  
 69.44% \_ -0.67 \_ FALL \_ 1 days \_ BEFORE \_ G-Mo180Me \_ 36  
 71.43% \_ -1.04 \_ FALL \_ 1 days \_ BEFORE \_ G-Mo0Ur \_ 42  
 70.00% \_ -0.81 \_ FALL \_ 1 days \_ BEFORE \_ G-Ve0Ma \_ 30  
 72.73% \_ -0.36 \_ FALL \_ 1 days \_ BEFORE \_ H-Ma150Ur \_ 33  
 70.59% \_ -0.74 \_ FALL \_ 3 days \_ BEFORE \_ H-Ve60Ea \_ 34  
 72.22% \_ 0.71 \_ RISE \_ 3 days \_ AFTER \_ G-Me180Sa \_ 36  
 68.97% \_ 0.63 \_ RISE \_ 3 days \_ AFTER \_ G-Ve180Ju \_ 29  
 69.05% \_ -1.05 \_ FALL \_ 1 days \_ AFTER \_ G-Mo180Ne \_ 42  
 67.27% \_ -0.47 \_ FALL \_ 1 days \_ AFTER \_ G-Ve60Sa \_ 55  
 68.85% \_ -0.46 \_ FALL \_ 1 days \_ AFTER \_ G-Ve90Ur \_ 61  
 67.86% \_ -0.44 \_ FALL \_ 1 days \_ AFTER \_ H-Me180Ea \_ 84  
 71.43% \_ -0.41 \_ FALL \_ 1 days \_ AFTER \_ H-Ma30Sa \_ 28  
 70.97% \_ -0.81 \_ FALL \_ 3 days \_ AFTER \_ G-Ma90Sa \_ 31

68.97% \_ -0.76 \_ FALL \_ 3 days \_ AFTER \_ H-Ea180Sa \_ 29  
 68.33% \_ -0.64 \_ FALL \_ 3 days \_ AFTER \_ H-Ea30Ne \_ 60

(MOLX) Molex start Nov-2-1972

75.00% \_ 0.19 \_ RISE \_ 1 days \_ BEFORE \_ G-Me120Ur \_ 48  
 72.22% \_ 0.19 \_ RISE \_ 1 days \_ BEFORE \_ H-Ea150PI \_ 36  
 70.27% \_ 0.32 \_ RISE \_ 3 days \_ BEFORE \_ G-Me90Ma \_ 37  
 72.13% \_ 0.30 \_ RISE \_ 3 days \_ BEFORE \_ G-Me30Ju \_ 61  
 69.57% \_ 0.36 \_ RISE \_ 3 days \_ BEFORE \_ G-Su30Ne \_ 46  
 73.33% \_ 0.38 \_ RISE \_ 3 days \_ BEFORE \_ G-Su30PI \_ 45  
 69.77% \_ 0.42 \_ RISE \_ 3 days \_ BEFORE \_ H-Ea120Ju \_ 43  
 71.74% \_ 0.38 \_ RISE \_ 3 days \_ BEFORE \_ H-Ea150Ne \_ 46  
 73.33% \_ 0.31 \_ RISE \_ 3 days \_ BEFORE \_ H-Ea150PI \_ 45  
 80.77% \_ 0.85 \_ RISE \_ 10 days \_ BEFORE \_ H-Ea0Sa \_ 26  
 70.59% \_ 0.61 \_ RISE \_ 1 days \_ AFTER \_ G-Mo180Sa \_ 34  
 69.44% \_ 0.28 \_ RISE \_ 1 days \_ AFTER \_ G-Mo0Ur \_ 36  
 69.23% \_ 0.19 \_ RISE \_ 1 days \_ AFTER \_ G-Me90Ju \_ 39  
 76.19% \_ 0.14 \_ RISE \_ 1 days \_ AFTER \_ G-Me60Sa \_ 42  
 67.50% \_ 0.11 \_ RISE \_ 1 days \_ AFTER \_ G-Ve30Ju \_ 40  
 70.59% \_ 0.15 \_ RISE \_ 1 days \_ AFTER \_ G-Ve120Ju \_ 34  
 82.35% \_ 0.18 \_ RISE \_ 1 days \_ AFTER \_ G-Ve90Ne \_ 34  
 68.42% \_ 0.23 \_ RISE \_ 1 days \_ AFTER \_ G-Su120Ju \_ 38  
 73.68% \_ 0.18 \_ RISE \_ 1 days \_ AFTER \_ H-Ve90Sa \_ 57  
 67.21% \_ 0.13 \_ RISE \_ 1 days \_ AFTER \_ H-Ve30Ur \_ 61  
 74.19% \_ 0.26 \_ RISE \_ 1 days \_ AFTER \_ H-Ea30Ju \_ 31  
 75.00% \_ 0.37 \_ RISE \_ 3 days \_ AFTER \_ H-Ve180Ur \_ 32  
 68.57% \_ 0.22 \_ RISE \_ 3 days \_ AFTER \_ H-Ve0Ne \_ 35  
 80.00% \_ 0.71 \_ RISE \_ 10 days \_ AFTER \_ H-Ea90Ma \_ 25  
 71.88% \_ -0.24 \_ FALL \_ 1 days \_ AFTER \_ G-Su120Ur \_ 32  
 72.22% \_ -0.23 \_ FALL \_ 1 days \_ AFTER \_ G-Su120PI \_ 36

(MOT) Motorola start Jan-3-1968

67.07% \_ 1.06 \_ RISE \_ 1 days \_ BEFORE \_ G-Mo60Ne \_ 82  
 67.74% \_ 0.39 \_ RISE \_ 1 days \_ BEFORE \_ G-Ma60PI \_ 31  
 67.65% \_ 0.27 \_ RISE \_ 1 days \_ BEFORE \_ G-Ma150PI \_ 34  
 68.97% \_ 0.26 \_ RISE \_ 1 days \_ BEFORE \_ H-Ea0PI \_ 29  
 70.97% \_ 0.27 \_ RISE \_ 3 days \_ BEFORE \_ G-Ma60Ur \_ 31  
 71.43% \_ 0.57 \_ RISE \_ 3 days \_ BEFORE \_ H-Ea90Ma \_ 28  
 68.97% \_ 0.35 \_ RISE \_ 3 days \_ BEFORE \_ H-Ea0PI \_ 29  
 69.05% \_ -0.98 \_ FALL \_ 1 days \_ BEFORE \_ G-Mo180Ne \_ 42  
 72.41% \_ -0.73 \_ FALL \_ 3 days \_ BEFORE \_ G-Su120Ma \_ 29  
 72.50% \_ 1.19 \_ RISE \_ 1 days \_ AFTER \_ G-Mo0Ju \_ 40  
 67.57% \_ 0.28 \_ RISE \_ 1 days \_ AFTER \_ G-Me120Ma \_ 37

72.41% \_ 0.20 \_ RISE \_ 1 days \_ AFTER \_ G-Ve180Sa \_ 29  
 67.74% \_ 0.31 \_ RISE \_ 1 days \_ AFTER \_ G-Ve0PI \_ 31  
 75.00% \_ 0.39 \_ RISE \_ 1 days \_ AFTER \_ H-Ma30Ne \_ 32  
 69.01% \_ 0.38 \_ RISE \_ 3 days \_ AFTER \_ G-Me60Ma \_ 71  
 68.57% \_ 0.48 \_ RISE \_ 3 days \_ AFTER \_ G-Me180PI \_ 35  
 68.00% \_ 0.40 \_ RISE \_ 3 days \_ AFTER \_ H-Ve0Ne \_ 50  
 67.19% \_ -0.27 \_ FALL \_ 1 days \_ AFTER \_ G-Ve120Ne \_ 64  
 68.57% \_ -0.25 \_ FALL \_ 1 days \_ AFTER \_ G-Ma150Sa \_ 35  
 74.29% \_ -0.38 \_ FALL \_ 1 days \_ AFTER \_ G-Ma120PI \_ 35  
 67.92% \_ -0.34 \_ FALL \_ 1 days \_ AFTER \_ H-Ea60Ju \_ 53  
 80.77% \_ -0.57 \_ FALL \_ 10 days \_ AFTER \_ G-Su150Ma \_ 26

(MRK) Merck & Co start Jan-3-1968

67.07% \_ 1.57 \_ RISE \_ 1 days \_ BEFORE \_ G-Mo60Ju \_ 82  
 76.67% \_ 0.30 \_ RISE \_ 1 days \_ BEFORE \_ G-Ve180Ur \_ 30  
 80.77% \_ 0.28 \_ RISE \_ 1 days \_ BEFORE \_ G-Su60Ma \_ 26  
 70.00% \_ 0.25 \_ RISE \_ 1 days \_ BEFORE \_ G-Ma30Ne \_ 30  
 69.70% \_ 0.52 \_ RISE \_ 3 days \_ BEFORE \_ G-Ve180Ur \_ 33  
 70.59% \_ 0.37 \_ RISE \_ 3 days \_ BEFORE \_ H-Ve180Ma \_ 34  
 68.09% \_ 0.71 \_ RISE \_ 3 days \_ BEFORE \_ H-Ve0Ju \_ 47  
 68.00% \_ 0.46 \_ RISE \_ 3 days \_ BEFORE \_ H-Ve30Ur \_ 100  
 67.92% \_ -0.17 \_ FALL \_ 1 days \_ BEFORE \_ G-Su90Ur \_ 53  
 69.70% \_ -0.22 \_ FALL \_ 1 days \_ BEFORE \_ G-Ma60Ur \_ 33  
 68.75% \_ 1.38 \_ RISE \_ 1 days \_ AFTER \_ G-Mo120Ur \_ 80  
 71.43% \_ 0.39 \_ RISE \_ 1 days \_ AFTER \_ G-Ve30Sa \_ 63  
 68.75% \_ 0.32 \_ RISE \_ 1 days \_ AFTER \_ G-Ve0Ne \_ 32  
 67.74% \_ 0.19 \_ RISE \_ 1 days \_ AFTER \_ G-Ma30PI \_ 31  
 67.24% \_ 0.39 \_ RISE \_ 1 days \_ AFTER \_ H-Ea90Ur \_ 58  
 68.97% \_ 0.25 \_ RISE \_ 1 days \_ AFTER \_ H-Ea180PI \_ 29  
 68.97% \_ 0.52 \_ RISE \_ 1 days \_ AFTER \_ H-Ma60Ne \_ 29  
 71.88% \_ 0.78 \_ RISE \_ 3 days \_ AFTER \_ G-Me180Ur \_ 32  
 68.75% \_ 0.30 \_ RISE \_ 3 days \_ AFTER \_ G-Ma60Ne \_ 32  
 68.57% \_ 0.56 \_ RISE \_ 3 days \_ AFTER \_ G-Ma90PI \_ 35  
 71.43% \_ 0.34 \_ RISE \_ 3 days \_ AFTER \_ H-Ma30Ju \_ 28  
 80.00% \_ 1.37 \_ RISE \_ 10 days \_ AFTER \_ G-Ma90PI \_ 35  
 73.81% \_ -0.31 \_ FALL \_ 1 days \_ AFTER \_ G-Me0Ur \_ 42  
 70.00% \_ -0.28 \_ FALL \_ 1 days \_ AFTER \_ G-Ve0Ur \_ 30  
 68.75% \_ -0.43 \_ FALL \_ 1 days \_ AFTER \_ G-Ma90Ne \_ 32  
 71.43% \_ -0.33 \_ FALL \_ 1 days \_ AFTER \_ H-Ea150Ma \_ 28

(MRO) USX-Marathon Group start April-16-1991

74.07% \_ 1.01 \_ RISE \_ 3 days \_ BEFORE \_ H-Me0Ma \_ 27  
 73.81% \_ -0.57 \_ FALL \_ 3 days \_ BEFORE \_ H-Me30Ea \_ 42

70.18% \_ -0.68 \_ FALL \_ 3 days \_ BEFORE \_ H-Me90Ne \_ 57  
 68.42% \_ 0.46 \_ RISE \_ 1 days \_ AFTER \_ G-Mo0Sa \_ 38  
 71.05% \_ 0.48 \_ RISE \_ 1 days \_ AFTER \_ G-Mo180PI \_ 38  
 67.50% \_ 0.58 \_ RISE \_ 1 days \_ AFTER \_ H-Me120Ea \_ 40  
 80.00% \_ -0.50 \_ FALL \_ 1 days \_ AFTER \_ G-Mo180Sa \_ 35  
 70.00% \_ -0.35 \_ FALL \_ 1 days \_ AFTER \_ H-Me90Ea \_ 40  
 71.43% \_ -0.32 \_ FALL \_ 1 days \_ AFTER \_ H-Me180Ur \_ 28  
 71.43% \_ -0.43 \_ FALL \_ 1 days \_ AFTER \_ H-Me30Ne \_ 49

(MSFT) Microsoft start March-13-86

69.05% \_ 1.09 \_ RISE \_ 1 days \_ BEFORE \_ G-Mo0PI \_ 42  
 70.00% \_ 0.38 \_ RISE \_ 1 days \_ BEFORE \_ G-Me120Ju \_ 30  
 68.75% \_ 0.78 \_ RISE \_ 1 days \_ BEFORE \_ G-Me60Ur \_ 32  
 75.00% \_ 0.27 \_ RISE \_ 3 days \_ BEFORE \_ G-Me90Ju \_ 28  
 71.43% \_ 0.48 \_ RISE \_ 3 days \_ BEFORE \_ G-Me120Ju \_ 28  
 70.00% \_ 0.66 \_ RISE \_ 3 days \_ BEFORE \_ G-Me120Sa \_ 30  
 70.00% \_ 0.67 \_ RISE \_ 3 days \_ BEFORE \_ G-Ve30Ur \_ 30  
 70.73% \_ 0.49 \_ RISE \_ 3 days \_ BEFORE \_ H-Me180Ea \_ 41  
 69.05% \_ 0.95 \_ RISE \_ 3 days \_ BEFORE \_ H-Ve90Ur \_ 42  
 69.05% \_ 0.87 \_ RISE \_ 3 days \_ BEFORE \_ H-Ve60Ne \_ 42  
 72.50% \_ 0.65 \_ RISE \_ 3 days \_ BEFORE \_ H-Ve120Ne \_ 40  
 91.30% \_ 1.52 \_ RISE \_ 10 days \_ BEFORE \_ G-Me90Ma \_ 23  
 85.71% \_ 0.80 \_ RISE \_ 10 days \_ BEFORE \_ G-Me90Ju \_ 28  
 80.77% \_ 2.49 \_ RISE \_ 10 days \_ BEFORE \_ G-Su60PI \_ 26  
 84.00% \_ 1.60 \_ RISE \_ 10 days \_ BEFORE \_ H-Ea120Ur \_ 25  
 80.00% \_ 1.24 \_ RISE \_ 10 days \_ BEFORE \_ H-Ea120Ne \_ 25  
 67.50% \_ -1.33 \_ FALL \_ 1 days \_ BEFORE \_ G-Mo0Ju \_ 40  
 71.43% \_ 0.69 \_ RISE \_ 1 days \_ AFTER \_ G-Me90Ju \_ 28  
 67.74% \_ 0.35 \_ RISE \_ 1 days \_ AFTER \_ G-Ve30Su \_ 31  
 70.00% \_ 0.36 \_ RISE \_ 3 days \_ AFTER \_ G-Me120Ur \_ 30  
 70.00% \_ 0.51 \_ RISE \_ 3 days \_ AFTER \_ G-Me90Ne \_ 30  
 68.75% \_ 0.64 \_ RISE \_ 3 days \_ AFTER \_ G-Ve30Su \_ 32  
 74.07% \_ 0.84 \_ RISE \_ 3 days \_ AFTER \_ G-Ve30Sa \_ 27  
 70.97% \_ 1.15 \_ RISE \_ 3 days \_ AFTER \_ H-Me0Ve \_ 31  
 68.87% \_ 0.59 \_ RISE \_ 3 days \_ AFTER \_ H-Me30Ur \_ 106  
 70.59% \_ 0.62 \_ RISE \_ 3 days \_ AFTER \_ H-Me0PI \_ 51  
 80.77% \_ 1.03 \_ RISE \_ 10 days \_ AFTER \_ G-Ve30Sa \_ 27  
 80.00% \_ 1.66 \_ RISE \_ 10 days \_ AFTER \_ G-Ve90Sa \_ 25  
 69.23% \_ -0.58 \_ FALL \_ 1 days \_ AFTER \_ H-Ve60PI \_ 39  
 71.43% \_ -0.47 \_ FALL \_ 3 days \_ AFTER \_ H-Ve60Ma \_ 28

(MTC) Monsanto start Aug-26-1969

68.97% \_ 0.17 \_ RISE \_ 1 days \_ BEFORE \_ G-Ve180Ur \_ 29

69.70% \_ 0.15 \_ RISE \_ 1 days \_ BEFORE \_ G-Ma150PI \_ 33  
 78.57% \_ 0.32 \_ RISE \_ 1 days \_ BEFORE \_ H-Ea180Ur \_ 28  
 69.09% \_ 0.25 \_ RISE \_ 3 days \_ BEFORE \_ G-Ve120Ju \_ 55  
 73.33% \_ 0.28 \_ RISE \_ 3 days \_ BEFORE \_ H-Ve180Ma \_ 30  
 68.29% \_ -0.80 \_ FALL \_ 1 days \_ BEFORE \_ G-Mo180PI \_ 41  
 68.33% \_ -0.19 \_ FALL \_ 1 days \_ BEFORE \_ G-Me150Ju \_ 60  
 72.41% \_ -0.25 \_ FALL \_ 1 days \_ BEFORE \_ G-Ve180Sa \_ 29  
 68.63% \_ -0.17 \_ FALL \_ 1 days \_ BEFORE \_ G-Su60Sa \_ 51  
 70.97% \_ -0.21 \_ FALL \_ 1 days \_ BEFORE \_ G-Ma90PI \_ 31  
 70.59% \_ -0.11 \_ FALL \_ 1 days \_ BEFORE \_ H-Ve60Ea \_ 34  
 68.97% \_ 0.12 \_ RISE \_ 1 days \_ AFTER \_ G-Me180Ur \_ 29  
 69.70% \_ 0.15 \_ RISE \_ 1 days \_ AFTER \_ G-Ve120Ma \_ 33  
 71.43% \_ 0.19 \_ RISE \_ 1 days \_ AFTER \_ G-Ma150Ne \_ 35  
 68.57% \_ 0.26 \_ RISE \_ 3 days \_ AFTER \_ G-Ve120Ma \_ 35  
 71.43% \_ 0.18 \_ RISE \_ 3 days \_ AFTER \_ G-Ma30Ju \_ 28  
 75.00% \_ 0.56 \_ RISE \_ 3 days \_ AFTER \_ H-Ea180Ne \_ 28  
 80.00% \_ 0.26 \_ RISE \_ 3 days \_ AFTER \_ H-Ma30Ju \_ 25  
 72.41% \_ 0.48 \_ RISE \_ 3 days \_ AFTER \_ H-Ma30Sa \_ 29  
 70.00% \_ 0.23 \_ RISE \_ 3 days \_ AFTER \_ H-Ma30Ne \_ 30  
 71.43% \_ -0.12 \_ FALL \_ 1 days \_ AFTER \_ G-Me0Ur \_ 35  
 75.00% \_ -0.22 \_ FALL \_ 3 days \_ AFTER \_ H-Ma60Ne \_ 28

(MTG) MGIC Investment start Aug-9-1991

67.57% \_ 0.75 \_ RISE \_ 1 days \_ BEFORE \_ G-Mo0Ve \_ 37  
 68.29% \_ 0.83 \_ RISE \_ 1 days \_ BEFORE \_ G-Mo180Ma \_ 41  
 67.44% \_ 0.56 \_ RISE \_ 1 days \_ BEFORE \_ H-Me60Ea \_ 43  
 69.44% \_ 0.63 \_ RISE \_ 1 days \_ AFTER \_ G-Mo180Ve \_ 36

(MTL) Mercantile Bancorp start Jan-21-1972

72.50% \_ 0.69 \_ RISE \_ 1 days \_ BEFORE \_ G-Mo180Ma \_ 40  
 67.65% \_ 0.19 \_ RISE \_ 1 days \_ BEFORE \_ G-Su60PI \_ 34  
 72.41% \_ 0.19 \_ RISE \_ 1 days \_ BEFORE \_ H-Ea60PI \_ 29  
 70.69% \_ 0.51 \_ RISE \_ 3 days \_ BEFORE \_ G-Me90PI \_ 58  
 68.18% \_ 0.36 \_ RISE \_ 3 days \_ BEFORE \_ H-Ea60PI \_ 44  
 68.75% \_ -0.23 \_ FALL \_ 1 days \_ BEFORE \_ G-Me120Ne \_ 48  
 69.70% \_ -0.61 \_ FALL \_ 3 days \_ BEFORE \_ H-Ve180Ur \_ 33  
 67.57% \_ 0.46 \_ RISE \_ 1 days \_ AFTER \_ G-Mo0PI \_ 37  
 73.33% \_ 0.22 \_ RISE \_ 1 days \_ AFTER \_ G-Su60Ju \_ 30  
 68.75% \_ 0.32 \_ RISE \_ 1 days \_ AFTER \_ G-Su60Ne \_ 32  
 68.18% \_ 0.39 \_ RISE \_ 1 days \_ AFTER \_ H-Ve90Ma \_ 44  
 85.19% \_ 0.28 \_ RISE \_ 1 days \_ AFTER \_ H-Ve180Ur \_ 27  
 80.65% \_ 0.20 \_ RISE \_ 1 days \_ AFTER \_ H-Ve180PI \_ 31  
 75.86% \_ 0.24 \_ RISE \_ 1 days \_ AFTER \_ H-Ea60PI \_ 29

68.09% \_ 0.30 \_ RISE \_ 3 days \_ AFTER \_ G-Ve90Ju \_ 47  
 71.43% \_ 0.35 \_ RISE \_ 3 days \_ AFTER \_ G-Ve90PI \_ 49  
 73.33% \_ -0.28 \_ FALL \_ 1 days \_ AFTER \_ G-Me90Ma \_ 30  
 71.43% \_ -0.18 \_ FALL \_ 1 days \_ AFTER \_ G-Me120Ju \_ 42  
 76.47% \_ -0.22 \_ FALL \_ 1 days \_ AFTER \_ G-Su90Sa \_ 34  
 70.27% \_ -0.32 \_ FALL \_ 1 days \_ AFTER \_ G-Su120Ur \_ 37  
 70.27% \_ -0.14 \_ FALL \_ 1 days \_ AFTER \_ G-Su90Ne \_ 37  
 67.57% \_ -0.26 \_ FALL \_ 1 days \_ AFTER \_ H-Ea120PI \_ 37  
 69.49% \_ -0.45 \_ FALL \_ 3 days \_ AFTER \_ G-Me30PI \_ 59  
 72.22% \_ -0.39 \_ FALL \_ 3 days \_ AFTER \_ G-Me150PI \_ 54  
 75.00% \_ -0.36 \_ FALL \_ 3 days \_ AFTER \_ G-Ve60Ma \_ 28  
 71.43% \_ -0.44 \_ FALL \_ 3 days \_ AFTER \_ H-Ea120Ju \_ 35

(MU) Micron Technology start June-4-1984

67.57% \_ 1.32 \_ RISE \_ 1 days \_ BEFORE \_ G-Mo0Me \_ 37  
 67.57% \_ 1.05 \_ RISE \_ 1 days \_ BEFORE \_ G-Mo30Su \_ 74  
 69.44% \_ 1.05 \_ RISE \_ 1 days \_ BEFORE \_ G-Mo0Su \_ 36  
 71.43% \_ 0.61 \_ RISE \_ 3 days \_ BEFORE \_ G-Ve60Ur \_ 28  
 77.78% \_ 1.47 \_ RISE \_ 3 days \_ BEFORE \_ G-Su30Ju \_ 27  
 68.97% \_ -0.54 \_ FALL \_ 1 days \_ BEFORE \_ G-Ve150Sa \_ 29  
 71.43% \_ -0.37 \_ FALL \_ 3 days \_ BEFORE \_ G-Su150PI \_ 28  
 75.86% \_ -0.33 \_ FALL \_ 3 days \_ BEFORE \_ H-Ea90Ne \_ 29  
 67.57% \_ 1.38 \_ RISE \_ 1 days \_ AFTER \_ G-Mo0Ju \_ 37  
 68.97% \_ 0.42 \_ RISE \_ 1 days \_ AFTER \_ G-Ve150Ju \_ 29  
 68.97% \_ 0.50 \_ RISE \_ 1 days \_ AFTER \_ H-Ea150Ur \_ 29  
 73.53% \_ 0.70 \_ RISE \_ 3 days \_ AFTER \_ G-Me120Ju \_ 34  
 69.23% \_ 0.72 \_ RISE \_ 3 days \_ AFTER \_ G-Me30Ne \_ 39  
 68.97% \_ 0.83 \_ RISE \_ 3 days \_ AFTER \_ G-Ve30Ne \_ 29  
 68.75% \_ 0.91 \_ RISE \_ 3 days \_ AFTER \_ H-Ve30Ma \_ 32  
 67.53% \_ -0.93 \_ FALL \_ 1 days \_ AFTER \_ G-Mo60Ur \_ 77  
 69.23% \_ -1.12 \_ FALL \_ 1 days \_ AFTER \_ G-Mo0PI \_ 39  
 74.29% \_ -0.25 \_ FALL \_ 1 days \_ AFTER \_ G-Ve30Su \_ 35  
 71.43% \_ -0.76 \_ FALL \_ 3 days \_ AFTER \_ G-Su60Ne \_ 28  
 70.21% \_ -0.62 \_ FALL \_ 3 days \_ AFTER \_ H-Ve30Ne \_ 47  
 68.97% \_ -0.53 \_ FALL \_ 3 days \_ AFTER \_ H-Ea150Ne \_ 29

(MUE) Micron Electronics start Sept-26-1989

67.57% \_ -0.40 \_ FALL \_ 1 days \_ BEFORE \_ G-Mo0Ju \_ 37  
 70.15% \_ -0.38 \_ FALL \_ 1 days \_ BEFORE \_ H-Me30Ur \_ 67  
 70.00% \_ -0.78 \_ FALL \_ 3 days \_ BEFORE \_ H-Me150Ea \_ 50  
 77.78% \_ 0.91 \_ RISE \_ 3 days \_ AFTER \_ H-Ve60Ne \_ 27  
 74.07% \_ -0.45 \_ FALL \_ 1 days \_ AFTER \_ H-Me0Ma \_ 27  
 71.19% \_ -0.35 \_ FALL \_ 1 days \_ AFTER \_ H-Me30Sa \_ 59

72.88% \_ -0.75 \_ FALL \_ 3 days \_ AFTER \_ H-Me90Ma \_ 59

(MWD) Morgan Stanley Dean Witter start Feb-13-1998

NONE

(MXIM) Maxim Integrated Pro. start March-1-1988

70.97% \_ 0.42 \_ RISE \_ 1 days \_ BEFORE \_ G-Me30Ju \_ 31  
 68.97% \_ 0.43 \_ RISE \_ 1 days \_ BEFORE \_ G-Me60Ur \_ 29  
 70.97% \_ 1.16 \_ RISE \_ 3 days \_ BEFORE \_ G-Me30Ju \_ 31  
 68.97% \_ 0.79 \_ RISE \_ 3 days \_ BEFORE \_ G-Me30PI \_ 29  
 68.12% \_ 1.44 \_ RISE \_ 3 days \_ BEFORE \_ H-Me120Ea \_ 69  
 68.18% \_ -1.80 \_ FALL \_ 3 days \_ BEFORE \_ H-Me180Ur \_ 44  
 68.18% \_ -1.72 \_ FALL \_ 3 days \_ BEFORE \_ H-Me180Ne \_ 44  
 71.79% \_ 1.51 \_ RISE \_ 1 days \_ AFTER \_ G-Mo180Ve \_ 39  
 70.00% \_ 0.36 \_ RISE \_ 1 days \_ AFTER \_ G-Me30Ne \_ 30  
 68.57% \_ 0.35 \_ RISE \_ 1 days \_ AFTER \_ H-Me180Ma \_ 35  
 74.07% \_ 0.66 \_ RISE \_ 3 days \_ AFTER \_ G-Me150Ju \_ 27  
 68.89% \_ 0.90 \_ RISE \_ 3 days \_ AFTER \_ H-Me60Ur \_ 90  
 68.18% \_ 1.20 \_ RISE \_ 3 days \_ AFTER \_ H-Me0PI \_ 44  
 76.47% \_ 0.93 \_ RISE \_ 3 days \_ AFTER \_ H-Ve60Sa \_ 34  
 69.44% \_ 0.73 \_ RISE \_ 3 days \_ AFTER \_ H-Ve30Ne \_ 36  
 72.73% \_ 0.94 \_ RISE \_ 3 days \_ AFTER \_ H-Ve90Ne \_ 33  
 69.70% \_ -0.32 \_ FALL \_ 1 days \_ AFTER \_ H-Ve60Ur \_ 33

(MYG) Maytag Corp start Jan-3-1968

73.68% \_ 0.42 \_ RISE \_ 1 days \_ BEFORE \_ G-Mo0Ve \_ 38  
 75.00% \_ 0.41 \_ RISE \_ 1 days \_ BEFORE \_ G-Mo180Ma \_ 40  
 68.97% \_ 0.22 \_ RISE \_ 1 days \_ BEFORE \_ G-Me180Ur \_ 29  
 67.74% \_ 0.23 \_ RISE \_ 1 days \_ BEFORE \_ G-Ma150Sa \_ 31  
 68.97% \_ 0.16 \_ RISE \_ 1 days \_ BEFORE \_ H-Ma60Ne \_ 29  
 75.76% \_ 0.38 \_ RISE \_ 3 days \_ BEFORE \_ G-Ma90Ne \_ 33  
 79.31% \_ 0.46 \_ RISE \_ 3 days \_ BEFORE \_ H-Ea180PI \_ 29  
 72.41% \_ 0.38 \_ RISE \_ 3 days \_ BEFORE \_ H-Ma30Sa \_ 29  
 70.97% \_ 0.44 \_ RISE \_ 3 days \_ BEFORE \_ H-Ma60Ne \_ 31  
 69.23% \_ -0.20 \_ FALL \_ 1 days \_ BEFORE \_ G-Me0Sa \_ 39  
 68.85% \_ -0.27 \_ FALL \_ 1 days \_ BEFORE \_ G-Me150Sa \_ 61  
 68.75% \_ -0.37 \_ FALL \_ 3 days \_ BEFORE \_ G-Ma120Ne \_ 32  
 68.75% \_ -0.43 \_ FALL \_ 3 days \_ BEFORE \_ H-Ma90Ur \_ 32  
 79.41% \_ 0.43 \_ RISE \_ 1 days \_ AFTER \_ G-Mo0Su \_ 34  
 70.00% \_ 0.44 \_ RISE \_ 1 days \_ AFTER \_ G-Mo180Su \_ 31  
 69.70% \_ 0.33 \_ RISE \_ 1 days \_ AFTER \_ G-Mo0Ma \_ 33  
 68.29% \_ 0.28 \_ RISE \_ 1 days \_ AFTER \_ H-Ve180Ju \_ 41  
 76.92% \_ 0.19 \_ RISE \_ 1 days \_ AFTER \_ H-Ea180Ur \_ 26

71.43% \_ 0.50 \_ RISE \_ 3 days \_ AFTER \_ G-Ma60Ne \_ 28  
 68.75% \_ 0.50 \_ RISE \_ 3 days \_ AFTER \_ H-Ve180Ma \_ 32  
 78.57% \_ 0.32 \_ RISE \_ 3 days \_ AFTER \_ H-Ma90Ne \_ 28  
 78.26% \_ -0.15 \_ FALL \_ 1 days \_ AFTER \_ H-Ea150Ju \_ 46  
 68.57% \_ -0.21 \_ FALL \_ 3 days \_ AFTER \_ H-Ve60Ea \_ 35  
 75.00% \_ -0.41 \_ FALL \_ 3 days \_ AFTER \_ H-Ea0Ju \_ 28  
 68.75% \_ -0.28 \_ FALL \_ 3 days \_ AFTER \_ H-Ea150Ju \_ 49  
 76.67% \_ -0.31 \_ FALL \_ 3 days \_ AFTER \_ H-Ma150Ne \_ 30

(MZ) Milacron start Oct-7-1998

NONE

(N) Inco Ltd. start Jan-3-1968

69.70% \_ 0.35 \_ RISE \_ 1 days \_ BEFORE \_ G-Ve120Ma \_ 33  
 69.57% \_ 0.40 \_ RISE \_ 1 days \_ BEFORE \_ G-Su120Sa \_ 46  
 68.18% \_ 0.55 \_ RISE \_ 3 days \_ BEFORE \_ H-Ve0Ju \_ 44  
 67.53% \_ -0.30 \_ FALL \_ 1 days \_ BEFORE \_ G-Mo120Ma \_ 77  
 67.50% \_ -0.33 \_ FALL \_ 1 days \_ BEFORE \_ G-Mo0Ur \_ 40  
 72.73% \_ -0.33 \_ FALL \_ 1 days \_ BEFORE \_ G-Me0Ma \_ 44  
 70.69% \_ -0.39 \_ FALL \_ 1 days \_ BEFORE \_ G-Me120Ur \_ 58  
 68.75% \_ -0.45 \_ FALL \_ 1 days \_ BEFORE \_ G-Ma30Ur \_ 32  
 72.41% \_ -0.26 \_ FALL \_ 1 days \_ BEFORE \_ G-Ma60Ur \_ 29  
 70.59% \_ -0.30 \_ FALL \_ 1 days \_ BEFORE \_ H-Ve30Ea \_ 34  
 71.88% \_ -0.40 \_ FALL \_ 1 days \_ BEFORE \_ H-Ve60Ea \_ 32  
 69.44% \_ -0.29 \_ FALL \_ 1 days \_ BEFORE \_ H-Ve150Ea \_ 36  
 68.97% \_ -0.34 \_ FALL \_ 1 days \_ BEFORE \_ H-Ea120Ma \_ 29  
 67.92% \_ -0.33 \_ FALL \_ 1 days \_ BEFORE \_ H-Ea60Ur \_ 53  
 75.00% \_ -0.60 \_ FALL \_ 1 days \_ BEFORE \_ H-Ma90Ur \_ 28  
 68.18% \_ -0.63 \_ FALL \_ 3 days \_ BEFORE \_ G-Me0Ma \_ 44  
 80.00% \_ -0.72 \_ FALL \_ 3 days \_ BEFORE \_ G-Ma120PI \_ 30  
 71.43% \_ -0.69 \_ FALL \_ 3 days \_ BEFORE \_ H-Ea120Ma \_ 28  
 74.07% \_ -0.76 \_ FALL \_ 3 days \_ BEFORE \_ H-Ma60Ju \_ 27  
 73.53% \_ 0.34 \_ RISE \_ 1 days \_ AFTER \_ G-Me0Ne \_ 34  
 84.00% \_ 0.21 \_ RISE \_ 1 days \_ AFTER \_ G-Ve0Ma \_ 25  
 74.51% \_ 0.56 \_ RISE \_ 1 days \_ AFTER \_ G-Ve120Sa \_ 51  
 74.07% \_ 1.09 \_ RISE \_ 3 days \_ AFTER \_ H-Ma30Ne \_ 27  
 71.05% \_ -0.37 \_ FALL \_ 1 days \_ AFTER \_ G-Mo180Sa \_ 38  
 67.80% \_ -0.42 \_ FALL \_ 1 days \_ AFTER \_ G-Me150Ur \_ 59  
 70.59% \_ -0.35 \_ FALL \_ 1 days \_ AFTER \_ G-Ve60PI \_ 51  
 68.00% \_ -0.37 \_ FALL \_ 1 days \_ AFTER \_ G-Su150Ne \_ 50  
 70.83% \_ -0.32 \_ FALL \_ 1 days \_ AFTER \_ G-Su60PI \_ 48  
 75.00% \_ -0.35 \_ FALL \_ 1 days \_ AFTER \_ H-Ve90Ea \_ 32



67.90% -0.39 FALL 1 days AFTER H-Ve60Ur 81  
 69.32% -0.36 FALL 1 days AFTER H-Ve150Ur 88  
 71.43% -0.40 FALL 1 days AFTER H-Ea30Ur 49  
 80.00% -0.37 FALL 1 days AFTER H-Ma150PI 25  
 68.75% -0.59 FALL 3 days AFTER G-Ma150Sa 32  
 73.33% -0.70 FALL 3 days AFTER G-Ma120Ne 30  
 81.82% -0.69 FALL 3 days AFTER G-Ma150PI 33  
 82.76% -0.64 FALL 3 days AFTER H-Ve0Ma 29  
 74.19% -0.71 FALL 3 days AFTER H-Ma90PI 31

(NAV) Navistar Int'l start Jan-2-1974

69.70% 1.93 RISE 1 days BEFORE H-Ve180Sa 33  
 67.57% 2.12 RISE 1 days BEFORE H-Ea150Ju 37  
 69.81% -2.41 FALL 1 days BEFORE G-Me120Ne 53  
 69.23% -2.24 FALL 1 days BEFORE G-Ve60Ur 39  
 71.43% -2.08 FALL 1 days BEFORE H-Ea60Ur 42  
 74.07% -2.49 FALL 3 days BEFORE G-Me180PI 27  
 68.89% -4.48 FALL 3 days BEFORE G-Ve150Sa 45  
 68.42% -1.99 FALL 3 days BEFORE H-Me0Ve 57  
 69.23% -3.36 FALL 3 days BEFORE H-Ve150Ma 52  
 68.42% -5.28 FALL 3 days BEFORE H-Ve180PI 38  
 84.00% -4.46 FALL 3 days BEFORE H-Ma90Ur 25  
 67.19% 0.61 RISE 1 days AFTER G-Mo90PI 65  
 67.69% -0.51 FALL 1 days AFTER G-Mo120Me 65  
 71.05% -1.98 FALL 1 days AFTER G-Me150Ur 38  
 73.53% -2.21 FALL 1 days AFTER G-Ve30Ju 34  
 75.00% -1.64 FALL 1 days AFTER G-Ve150Ur 36  
 67.57% -2.15 FALL 1 days AFTER G-Su60Ju 37  
 67.16% -2.51 FALL 1 days AFTER H-Me180Ea 67  
 72.73% -3.18 FALL 1 days AFTER H-Ea150Sa 33  
 68.66% -3.81 FALL 3 days AFTER H-Ve30Ju 67  
 69.70% -1.90 FALL 3 days AFTER H-Ve180Ju 33  
 68.49% -3.81 FALL 3 days AFTER H-Ve60Ne 73  
 69.23% -3.20 FALL 3 days AFTER H-Ea120Ju 39

(NC) NACCO Industries start Jan-3-1968

72.41% 0.55 RISE 1 days BEFORE G-Ma30Sa 29  
 68.97% 0.56 RISE 1 days BEFORE G-Ma90Ne 29  
 78.57% 0.51 RISE 1 days BEFORE H-Ma120Sa 28  
 68.75% 0.42 RISE 1 days BEFORE H-Ma150Ne 32  
 72.73% 1.15 RISE 3 days BEFORE G-Ma30Sa 33  
 67.80% -0.31 FALL 1 days BEFORE G-Ve90Sa 59  
 68.57% -0.45 FALL 1 days BEFORE G-Ma150Sa 35

67.74% -0.48 FALL 1 days BEFORE G-Ma150Ur 31  
 70.45% -0.35 FALL 1 days BEFORE H-Ve0Sa 44  
 74.07% -0.58 FALL 1 days BEFORE H-Ea150Ma 27  
 68.97% -0.48 FALL 1 days BEFORE H-Ea120PI 58  
 69.44% -1.07 FALL 3 days BEFORE G-Ma150Ur 36  
 78.57% -0.90 FALL 3 days BEFORE H-Ea150Ma 28  
 71.43% 0.70 RISE 1 days AFTER G-Ve30Ur 56  
 79.31% 0.40 RISE 1 days AFTER G-Ma90Sa 29  
 74.07% 0.66 RISE 1 days AFTER H-Ea0Ur 27  
 68.97% 0.49 RISE 1 days AFTER H-Ma60Sa 29  
 68.75% 1.09 RISE 3 days AFTER G-Me180PI 32  
 68.85% 0.66 RISE 3 days AFTER G-Ve60Ne 61  
 72.41% 0.79 RISE 3 days AFTER H-Ea0Ur 29  
 70.97% 0.81 RISE 3 days AFTER H-Ma30Ne 31  
 72.34% -0.31 FALL 1 days AFTER G-Me90Ma 47  
 67.92% -0.55 FALL 1 days AFTER G-Ve30Ju 53  
 70.97% -0.67 FALL 1 days AFTER G-Ma150Ur 31  
 68.57% -0.63 FALL 3 days AFTER H-Ve90Ea 35

(NCC) National City start Jan-3-1968

67.57% 0.55 RISE 1 days BEFORE G-Mo0Ve 37  
 68.92% 0.61 RISE 1 days BEFORE G-Mo60Ma 74  
 70.73% 0.22 RISE 1 days BEFORE G-Me90Sa 41  
 68.42% 0.10 RISE 1 days BEFORE G-Ve120Ju 38  
 69.77% 0.40 RISE 1 days BEFORE G-Ve90PI 43  
 70.00% 0.40 RISE 3 days BEFORE G-Me120Ma 30  
 70.21% 0.40 RISE 3 days BEFORE G-Ve60Ne 47  
 70.21% 0.25 RISE 3 days BEFORE G-Su120Ne 47  
 77.78% 0.57 RISE 3 days BEFORE G-Ma30Ur 27  
 68.75% 0.37 RISE 3 days BEFORE H-Ea90Ne 48  
 71.79% -0.32 FALL 1 days BEFORE G-Me150Ju 39  
 69.23% -0.20 FALL 1 days BEFORE G-Su150Sa 39  
 71.43% -0.25 FALL 1 days BEFORE G-Ma150Ur 28  
 73.68% 0.69 RISE 1 days AFTER G-Mo0Ju 38  
 78.95% 0.79 RISE 1 days AFTER G-Mo0Ur 38  
 68.18% 0.24 RISE 1 days AFTER G-Me90Ne 44  
 72.50% 0.20 RISE 1 days AFTER G-Ve30Sa 40  
 72.50% 0.28 RISE 1 days AFTER G-Ve30Ur 40  
 68.89% 0.29 RISE 1 days AFTER H-Ve30Ma 45  
 68.97% 0.20 RISE 1 days AFTER H-Ve0Ne 29  
 72.22% 0.43 RISE 1 days AFTER H-Ea90Ur 36  
 70.37% 0.44 RISE 3 days AFTER G-Ve30Ur 54  
 70.00% 0.37 RISE 3 days AFTER G-Su30Ur 40

75.68% \_ 0.27 \_ RISE \_ 3 days \_ AFTER \_ H-Ve0Ne \_ 37  
 69.57% \_ 0.35 \_ RISE \_ 3 days \_ AFTER \_ H-Ea30Ur \_ 46  
 83.33% \_ 0.27 \_ RISE \_ 3 days \_ AFTER \_ H-Ma120Ne \_ 24  
 84.62% \_ 0.90 \_ RISE \_ 10 days \_ AFTER \_ G-Ve0Ne \_ 26  
 80.00% \_ 0.30 \_ RISE \_ 10 days \_ AFTER \_ H-Ea0Pl \_ 25  
 67.65% \_ -0.18 \_ FALL \_ 1 days \_ AFTER \_ G-Su60Sa \_ 34  
 68.25% \_ -0.20 \_ FALL \_ 1 days \_ AFTER \_ H-Me0Ma \_ 63  
 70.97% \_ -0.15 \_ FALL \_ 1 days \_ AFTER \_ H-Ve30Ne \_ 62  
 68.97% \_ -0.20 \_ FALL \_ 1 days \_ AFTER \_ H-Ve180Ne \_ 29  
 67.57% \_ -0.31 \_ FALL \_ 1 days \_ AFTER \_ H-Ea90Ne \_ 37

(NCE) New Ce start Feb-13-1997

NONE

(NEM) Newmont Mining start 1-3-68

79.31% \_ 0.43 \_ RISE \_ 1 days \_ BEFORE \_ G-Ma120Ju \_ 29  
 72.41% \_ 0.35 \_ RISE \_ 1 days \_ BEFORE \_ H-Ma120Ne \_ 29  
 73.33% \_ 0.69 \_ RISE \_ 3 days \_ BEFORE \_ G-Ve180Ur \_ 30  
 68.18% \_ 0.76 \_ RISE \_ 3 days \_ BEFORE \_ H-Ve180Ju \_ 44  
 71.79% \_ -0.87 \_ FALL \_ 1 days \_ BEFORE \_ G-Mo0Me \_ 39  
 67.57% \_ -0.75 \_ FALL \_ 1 days \_ BEFORE \_ G-Mo0Ve \_ 37  
 71.05% \_ -0.80 \_ FALL \_ 1 days \_ BEFORE \_ G-Mo0Su \_ 38  
 69.33% \_ -0.80 \_ FALL \_ 1 days \_ BEFORE \_ G-Mo60Su \_ 75  
 70.27% \_ -0.63 \_ FALL \_ 1 days \_ BEFORE \_ G-Mo180Su \_ 37  
 67.90% \_ -0.72 \_ FALL \_ 1 days \_ BEFORE \_ G-Mo90Ju \_ 81  
 67.24% \_ -0.35 \_ FALL \_ 1 days \_ BEFORE \_ G-Ve150Ju \_ 58  
 67.24% \_ -0.61 \_ FALL \_ 1 days \_ BEFORE \_ G-Su30Pl \_ 58  
 79.31% \_ -0.29 \_ FALL \_ 1 days \_ BEFORE \_ H-Ea30Ma \_ 29  
 70.00% \_ -0.39 \_ FALL \_ 1 days \_ BEFORE \_ H-Ea180Pl \_ 30  
 68.75% \_ -0.26 \_ FALL \_ 1 days \_ BEFORE \_ H-Ma90Pl \_ 32  
 73.33% \_ -0.63 \_ FALL \_ 3 days \_ BEFORE \_ G-Ve0Sa \_ 30  
 68.42% \_ -0.58 \_ FALL \_ 3 days \_ BEFORE \_ G-Su30Sa \_ 57  
 70.69% \_ -0.73 \_ FALL \_ 3 days \_ BEFORE \_ G-Su120Ne \_ 58  
 68.75% \_ -0.81 \_ FALL \_ 3 days \_ BEFORE \_ G-Ma90Pl \_ 32  
 74.19% \_ 0.47 \_ RISE \_ 1 days \_ AFTER \_ G-Ve0Ne \_ 31  
 69.44% \_ 0.38 \_ RISE \_ 1 days \_ AFTER \_ H-Ve120Ea \_ 36  
 67.92% \_ 0.36 \_ RISE \_ 1 days \_ AFTER \_ H-Ea150Ju \_ 53  
 71.88% \_ 0.78 \_ RISE \_ 3 days \_ AFTER \_ G-Ve0Ne \_ 32  
 73.33% \_ 0.56 \_ RISE \_ 3 days \_ AFTER \_ H-Ea150Ne \_ 60  
 67.12% \_ -0.66 \_ FALL \_ 1 days \_ AFTER \_ G-Mo60Me \_ 73  
 68.57% \_ -0.69 \_ FALL \_ 1 days \_ AFTER \_ G-Mo150Me \_ 70  
 78.38% \_ -0.70 \_ FALL \_ 1 days \_ AFTER \_ G-Mo0Ma \_ 37  
 68.29% \_ -0.88 \_ FALL \_ 1 days \_ AFTER \_ G-Mo180Ju \_ 41

69.44% \_ -0.36 \_ FALL \_ 1 days \_ AFTER \_ G-Me0Ju \_ 36  
 68.33% \_ -0.29 \_ FALL \_ 1 days \_ AFTER \_ G-Ve90Sa \_ 60  
 69.70% \_ -0.35 \_ FALL \_ 1 days \_ AFTER \_ G-Ma150Pl \_ 33  
 69.44% \_ -0.70 \_ FALL \_ 3 days \_ AFTER \_ G-Me0Ju \_ 36  
 70.00% \_ -0.46 \_ FALL \_ 3 days \_ AFTER \_ G-Me180Ne \_ 30  
 76.67% \_ -0.63 \_ FALL \_ 3 days \_ AFTER \_ H-Ma90Sa \_ 30  
 70.00% \_ -0.91 \_ FALL \_ 3 days \_ AFTER \_ H-Ma90Ne \_ 30

(NETA) Network Associates start Dec-21-1998

NONE

(NIKE) NIKE, Inc start Dec-3-1980

68.18% \_ 0.22 \_ RISE \_ 1 days \_ BEFORE \_ G-Me30Ne \_ 44  
 67.50% \_ 0.34 \_ RISE \_ 1 days \_ BEFORE \_ G-Me90Pl \_ 40  
 67.74% \_ 0.40 \_ RISE \_ 1 days \_ BEFORE \_ H-Ea120Sa \_ 31  
 69.05% \_ 0.60 \_ RISE \_ 3 days \_ BEFORE \_ G-Me150Ur \_ 42  
 69.70% \_ 0.58 \_ RISE \_ 3 days \_ BEFORE \_ G-Su120Ju \_ 33  
 75.00% \_ 0.78 \_ RISE \_ 3 days \_ BEFORE \_ H-Ve0Ju \_ 28  
 71.43% \_ 0.60 \_ RISE \_ 3 days \_ BEFORE \_ H-Ve180Ur \_ 28  
 72.97% \_ 1.19 \_ RISE \_ 1 days \_ AFTER \_ G-Mo0Ma \_ 37  
 67.74% \_ 0.21 \_ RISE \_ 1 days \_ AFTER \_ G-Me90Ju \_ 31  
 68.57% \_ 0.36 \_ RISE \_ 1 days \_ AFTER \_ G-Me60Sa \_ 35  
 67.74% \_ 0.52 \_ RISE \_ 1 days \_ AFTER \_ G-Ve150Ju \_ 31  
 72.22% \_ 0.73 \_ RISE \_ 3 days \_ AFTER \_ G-Ve120Sa \_ 36  
 68.89% \_ 0.56 \_ RISE \_ 3 days \_ AFTER \_ H-Me0Ve \_ 45  
 77.42% \_ -0.28 \_ FALL \_ 1 days \_ AFTER \_ G-Ve150Sa \_ 31  
 70.59% \_ -0.38 \_ FALL \_ 1 days \_ AFTER \_ H-Ve120Ma \_ 34  
 68.75% \_ -0.34 \_ FALL \_ 1 days \_ AFTER \_ H-Ve150Ne \_ 48  
 68.97% \_ -0.19 \_ FALL \_ 1 days \_ AFTER \_ H-Ea120Ju \_ 29  
 74.19% \_ -0.29 \_ FALL \_ 1 days \_ AFTER \_ H-Ea150Sa \_ 31  
 71.43% \_ -0.46 \_ FALL \_ 3 days \_ AFTER \_ H-Ve0Ju \_ 28

(NLC) Nalco Chemical start Jan-3-1968

68.57% \_ 0.40 \_ RISE \_ 1 days \_ BEFORE \_ G-Mo0Pl \_ 35  
 71.43% \_ 0.41 \_ RISE \_ 3 days \_ BEFORE \_ G-Ve0Ju \_ 35  
 70.00% \_ 0.35 \_ RISE \_ 3 days \_ BEFORE \_ G-Ma30Ju \_ 30  
 76.67% \_ 0.40 \_ RISE \_ 3 days \_ BEFORE \_ G-Ma120Pl \_ 30  
 73.58% \_ 0.55 \_ RISE \_ 3 days \_ BEFORE \_ H-Ea60Ju \_ 53  
 68.89% \_ -0.23 \_ FALL \_ 1 days \_ BEFORE \_ G-Su150Ju \_ 45  
 72.41% \_ -0.25 \_ FALL \_ 1 days \_ BEFORE \_ H-Ma90Ur \_ 29  
 68.57% \_ -0.40 \_ FALL \_ 3 days \_ BEFORE \_ G-Ma60Pl \_ 35  
 69.64% \_ -0.37 \_ FALL \_ 3 days \_ BEFORE \_ H-Ea90Ju \_ 56

69.33% \_ 0.34 \_ RISE \_ 1 days \_ AFTER \_ G-Mo60Ju \_ 75  
 67.74% \_ 0.27 \_ RISE \_ 1 days \_ AFTER \_ G-Me180PI \_ 31  
 75.86% \_ 0.44 \_ RISE \_ 3 days \_ AFTER \_ G-Ma60Ur \_ 29  
 80.00% \_ 0.37 \_ RISE \_ 3 days \_ AFTER \_ H-Ea120Ma \_ 25  
 75.76% \_ -0.35 \_ FALL \_ 1 days \_ AFTER \_ G-Mo0Sa \_ 33  
 73.33% \_ -0.21 \_ FALL \_ 1 days \_ AFTER \_ G-Ve60Ma \_ 30  
 67.74% \_ -0.29 \_ FALL \_ 1 days \_ AFTER \_ H-Ve60Ea \_ 31  
 68.75% \_ -0.37 \_ FALL \_ 3 days \_ AFTER \_ G-Ma30Ur \_ 32

(NMK) Niagara Mohawk Power start Jan-7-1972

67.44% \_ -0.19 \_ FALL \_ 1 days \_ BEFORE \_ G-Me90Ju \_ 43  
 70.21% \_ -0.16 \_ FALL \_ 1 days \_ BEFORE \_ G-Me90Ur \_ 47  
 69.44% \_ -0.21 \_ FALL \_ 1 days \_ BEFORE \_ G-Ve120Ju \_ 36  
 71.05% \_ -0.14 \_ FALL \_ 1 days \_ BEFORE \_ G-Su60Sa \_ 38  
 71.43% \_ -0.20 \_ FALL \_ 1 days \_ BEFORE \_ G-Ma150Ne \_ 28  
 77.78% \_ -0.18 \_ FALL \_ 1 days \_ BEFORE \_ H-Ve90Ea \_ 27  
 71.67% \_ -0.22 \_ FALL \_ 1 days \_ BEFORE \_ H-Ve60Sa \_ 60  
 76.67% \_ -0.30 \_ FALL \_ 1 days \_ BEFORE \_ H-Ea120Ju \_ 30  
 73.68% \_ -0.14 \_ FALL \_ 1 days \_ BEFORE \_ H-Ea30Ur \_ 38  
 71.05% \_ -0.21 \_ FALL \_ 1 days \_ BEFORE \_ H-Ea90Ur \_ 38  
 68.97% \_ -0.32 \_ FALL \_ 3 days \_ BEFORE \_ G-Me0Ju \_ 29  
 69.77% \_ -0.20 \_ FALL \_ 3 days \_ BEFORE \_ G-Su150Ur \_ 43  
 70.97% \_ -0.19 \_ FALL \_ 3 days \_ BEFORE \_ G-Ma150PI \_ 31  
 71.43% \_ -0.26 \_ FALL \_ 3 days \_ BEFORE \_ H-Ve0Ur \_ 35  
 71.11% \_ -0.21 \_ FALL \_ 3 days \_ BEFORE \_ H-Ea30Ur \_ 45  
 68.89% \_ 0.14 \_ RISE \_ 1 days \_ AFTER \_ G-Mo120Me \_ 45  
 68.57% \_ 0.20 \_ RISE \_ 1 days \_ AFTER \_ G-Me150Ne \_ 35  
 91.30% \_ 0.15 \_ RISE \_ 1 days \_ AFTER \_ H-Ve0Ne \_ 23  
 68.18% \_ 0.27 \_ RISE \_ 3 days \_ AFTER \_ G-Me150Ne \_ 44  
 73.33% \_ -0.11 \_ FALL \_ 1 days \_ AFTER \_ G-Mo120Ve \_ 45  
 67.44% \_ -0.09 \_ FALL \_ 1 days \_ AFTER \_ G-Mo30Ma \_ 43  
 77.08% \_ -0.11 \_ FALL \_ 1 days \_ AFTER \_ G-Mo30Ju \_ 48  
 68.00% \_ -0.11 \_ FALL \_ 1 days \_ AFTER \_ G-Mo90Sa \_ 50  
 67.35% \_ -0.11 \_ FALL \_ 1 days \_ AFTER \_ G-Mo60Ur \_ 49  
 68.00% \_ -0.11 \_ FALL \_ 1 days \_ AFTER \_ G-Mo30Ne \_ 50  
 67.35% \_ -0.11 \_ FALL \_ 1 days \_ AFTER \_ G-Mo60Ne \_ 49  
 74.07% \_ -0.11 \_ FALL \_ 1 days \_ AFTER \_ G-Mo90PI \_ 54  
 72.22% \_ -0.17 \_ FALL \_ 1 days \_ AFTER \_ G-Ve120Ne \_ 36  
 68.42% \_ -0.18 \_ FALL \_ 1 days \_ AFTER \_ G-Su60Sa \_ 38  
 73.53% \_ -0.20 \_ FALL \_ 1 days \_ AFTER \_ G-Su90Sa \_ 34  
 74.29% \_ -0.16 \_ FALL \_ 1 days \_ AFTER \_ G-Su150Ne \_ 35  
 73.68% \_ -0.13 \_ FALL \_ 1 days \_ AFTER \_ G-Su90PI \_ 38  
 67.80% \_ -0.13 \_ FALL \_ 1 days \_ AFTER \_ H-Ve120Ju \_ 59

68.97% \_ -0.19 \_ FALL \_ 1 days \_ AFTER \_ H-Ve180Ju \_ 29  
 85.71% \_ -0.14 \_ FALL \_ 1 days \_ AFTER \_ H-Ve180Ur \_ 28  
 67.27% \_ -0.15 \_ FALL \_ 1 days \_ AFTER \_ H-Ve30PI \_ 55  
 75.00% \_ -0.19 \_ FALL \_ 1 days \_ AFTER \_ H-Ve120PI \_ 56  
 83.33% \_ -0.17 \_ FALL \_ 1 days \_ AFTER \_ H-Ea150Ur \_ 30  
 67.57% \_ -0.16 \_ FALL \_ 1 days \_ AFTER \_ H-Ea150Ne \_ 37  
 68.97% \_ -0.23 \_ FALL \_ 3 days \_ AFTER \_ G-Me60Ju \_ 58  
 70.45% \_ -0.28 \_ FALL \_ 3 days \_ AFTER \_ G-Ve150Sa \_ 44  
 69.77% \_ -0.28 \_ FALL \_ 3 days \_ AFTER \_ G-Ve60PI \_ 43  
 75.51% \_ -0.18 \_ FALL \_ 3 days \_ AFTER \_ H-Me180Ve \_ 49  
 68.00% \_ -0.27 \_ FALL \_ 3 days \_ AFTER \_ H-Me30Ma \_ 150  
 72.41% \_ -0.22 \_ FALL \_ 3 days \_ AFTER \_ H-Ve150Ea \_ 29  
 73.13% \_ -0.37 \_ FALL \_ 3 days \_ AFTER \_ H-Ve60Ur \_ 67  
 75.00% \_ -0.20 \_ FALL \_ 3 days \_ AFTER \_ H-Ve180Ur \_ 32  
 76.60% \_ -0.23 \_ FALL \_ 3 days \_ AFTER \_ H-Ea150Ur \_ 47  
 73.81% \_ -0.24 \_ FALL \_ 3 days \_ AFTER \_ H-Ea150Ne \_ 42

(NOBE) Nordstrom start Jan-7-1972

70.21% \_ 1.32 \_ RISE \_ 1 days \_ BEFORE \_ G-Me90PI \_ 47  
 71.43% \_ 0.20 \_ RISE \_ 1 days \_ BEFORE \_ G-Ve60Ne \_ 42  
 68.97% \_ 0.41 \_ RISE \_ 3 days \_ BEFORE \_ G-Me120Ma \_ 29  
 71.88% \_ 0.49 \_ RISE \_ 3 days \_ BEFORE \_ G-Me0Sa \_ 32  
 68.18% \_ 0.39 \_ RISE \_ 3 days \_ BEFORE \_ G-Ve120Ju \_ 44  
 75.00% \_ 0.41 \_ RISE \_ 3 days \_ BEFORE \_ G-Ve150Sa \_ 48  
 68.29% \_ 0.41 \_ RISE \_ 3 days \_ BEFORE \_ G-Su90Ju \_ 41  
 73.68% \_ -0.59 \_ FALL \_ 1 days \_ BEFORE \_ G-Mo180PI \_ 38  
 67.65% \_ -0.21 \_ FALL \_ 1 days \_ BEFORE \_ G-Me0Ma \_ 34  
 67.44% \_ -0.23 \_ FALL \_ 1 days \_ BEFORE \_ G-Me120Sa \_ 43  
 77.78% \_ 0.24 \_ RISE \_ 1 days \_ AFTER \_ G-Ve90Ma \_ 27  
 71.05% \_ 0.21 \_ RISE \_ 1 days \_ AFTER \_ G-Ve30Sa \_ 38  
 84.38% \_ 0.16 \_ RISE \_ 1 days \_ AFTER \_ G-Su90Ur \_ 32  
 80.00% \_ 0.44 \_ RISE \_ 3 days \_ AFTER \_ G-Me180Sa \_ 25  
 71.05% \_ 0.27 \_ RISE \_ 3 days \_ AFTER \_ G-Ve90Ma \_ 38  
 84.62% \_ 0.34 \_ RISE \_ 3 days \_ AFTER \_ G-Ve120Ma \_ 26  
 68.97% \_ 0.29 \_ RISE \_ 3 days \_ AFTER \_ G-Ma90Ne \_ 29  
 80.00% \_ 0.40 \_ RISE \_ 3 days \_ AFTER \_ H-Ve60Ea \_ 25  
 77.14% \_ 0.33 \_ RISE \_ 3 days \_ AFTER \_ H-Ve0Ne \_ 35  
 70.00% \_ -0.18 \_ FALL \_ 1 days \_ AFTER \_ G-Ve120Ne \_ 40  
 71.88% \_ -0.16 \_ FALL \_ 1 days \_ AFTER \_ G-Su60Sa \_ 32  
 81.82% \_ -0.32 \_ FALL \_ 3 days \_ AFTER \_ H-Ve180Sa \_ 33  
 70.00% \_ -0.29 \_ FALL \_ 3 days \_ AFTER \_ H-Ve0Ur \_ 40

(NOC) Northrop Grumman start Jan-3-1968

68.97% \_ 0.37 \_ RISE \_ 1 days \_ BEFORE \_ G-Me150Sa \_ 58  
 67.27% \_ 0.49 \_ RISE \_ 1 days \_ BEFORE \_ H-Ea120Ne \_ 55  
 73.33% \_ 0.84 \_ RISE \_ 3 days \_ BEFORE \_ G-Ma90Sa \_ 30  
 71.43% \_ 0.78 \_ RISE \_ 3 days \_ BEFORE \_ H-Ea0Ju \_ 28  
 70.00% \_ 0.75 \_ RISE \_ 3 days \_ BEFORE \_ H-Ma60Ne \_ 30  
 68.42% \_ -0.23 \_ FALL \_ 1 days \_ BEFORE \_ G-Me120Ma \_ 38  
 68.42% \_ -0.33 \_ FALL \_ 1 days \_ BEFORE \_ G-Su90Ur \_ 57  
 68.75% \_ -0.84 \_ FALL \_ 3 days \_ BEFORE \_ G-Ma120PI \_ 32  
 68.97% \_ -1.52 \_ FALL \_ 3 days \_ BEFORE \_ H-Ea150Ma \_ 29  
 70.45% \_ 0.34 \_ RISE \_ 1 days \_ AFTER \_ G-Me0Ma \_ 44  
 69.70% \_ 0.35 \_ RISE \_ 1 days \_ AFTER \_ G-Me180Sa \_ 33  
 68.57% \_ 0.82 \_ RISE \_ 3 days \_ AFTER \_ G-Ve120Ma \_ 35  
 68.97% \_ 0.76 \_ RISE \_ 3 days \_ AFTER \_ G-Ve180PI \_ 29  
 78.85% \_ 0.65 \_ RISE \_ 3 days \_ AFTER \_ H-Ea120Sa \_ 52  
 74.07% \_ 0.79 \_ RISE \_ 3 days \_ AFTER \_ H-Ma30Ju \_ 27  
 70.00% \_ 0.66 \_ RISE \_ 3 days \_ AFTER \_ H-Ma90PI \_ 30  
 67.74% \_ -0.39 \_ FALL \_ 1 days \_ AFTER \_ G-Ve0Ju \_ 31  
 72.41% \_ -0.34 \_ FALL \_ 1 days \_ AFTER \_ G-Ve180Ur \_ 29  
 68.00% \_ -0.39 \_ FALL \_ 1 days \_ AFTER \_ G-Su30Ne \_ 50  
 84.00% \_ -0.54 \_ FALL \_ 1 days \_ AFTER \_ G-Ma30Ju \_ 25  
 68.97% \_ -0.21 \_ FALL \_ 1 days \_ AFTER \_ G-Ma30Sa \_ 29  
 68.97% \_ -0.54 \_ FALL \_ 1 days \_ AFTER \_ G-Ma30Ur \_ 29  
 67.74% \_ -0.45 \_ FALL \_ 1 days \_ AFTER \_ G-Ma150PI \_ 31  
 71.43% \_ -0.48 \_ FALL \_ 1 days \_ AFTER \_ H-Ma150Ne \_ 28  
 68.57% \_ -0.73 \_ FALL \_ 3 days \_ AFTER \_ G-Ma120Ur \_ 35

(NOVL) Novell start Jan-17-1985

76.92% \_ 0.38 \_ RISE \_ 1 days \_ BEFORE \_ G-Su60Ne \_ 26  
 75.00% \_ 0.58 \_ RISE \_ 3 days \_ BEFORE \_ G-Su60Ne \_ 28  
 70.00% \_ 0.46 \_ RISE \_ 3 days \_ BEFORE \_ H-Ve150Ju \_ 40  
 69.44% \_ -0.31 \_ FALL \_ 1 days \_ BEFORE \_ G-Mo0Ju \_ 36  
 72.41% \_ -0.21 \_ FALL \_ 1 days \_ BEFORE \_ H-Me180Ve \_ 29  
 71.79% \_ -0.25 \_ FALL \_ 1 days \_ BEFORE \_ H-Ve90Sa \_ 39  
 75.00% \_ 0.27 \_ RISE \_ 1 days \_ AFTER \_ G-Mo180Su \_ 28  
 67.65% \_ 0.33 \_ RISE \_ 1 days \_ AFTER \_ G-Me0Ve \_ 34  
 75.00% \_ 0.32 \_ RISE \_ 1 days \_ AFTER \_ G-Me60Sa \_ 28  
 77.78% \_ 0.54 \_ RISE \_ 3 days \_ AFTER \_ G-Me30PI \_ 36  
 72.73% \_ 0.55 \_ RISE \_ 3 days \_ AFTER \_ G-Ve30Su \_ 33  
 72.09% \_ 0.49 \_ RISE \_ 3 days \_ AFTER \_ H-Ve60Sa \_ 43  
 72.73% \_ 0.58 \_ RISE \_ 3 days \_ AFTER \_ H-Ve90Ne \_ 44  
 70.59% \_ -0.23 \_ FALL \_ 1 days \_ AFTER \_ G-Mo0Me \_ 34  
 71.43% \_ -0.25 \_ FALL \_ 1 days \_ AFTER \_ H-Me180Ur \_ 49

76.92% \_ -0.63 \_ FALL \_ 3 days \_ AFTER \_ G-Ve150Ur \_ 26  
 71.15% \_ -0.35 \_ FALL \_ 3 days \_ AFTER \_ H-Me180Ur \_ 52  
 69.77% \_ -0.50 \_ FALL \_ 3 days \_ AFTER \_ H-Ve60Ne \_ 43

(NSC) Norfolk Southern start Jan-3-1968

71.67% \_ 0.32 \_ RISE \_ 1 days \_ BEFORE \_ G-Ve30PI \_ 60  
 71.43% \_ 0.38 \_ RISE \_ 1 days \_ BEFORE \_ G-Ma120Sa \_ 28  
 70.97% \_ 0.49 \_ RISE \_ 3 days \_ BEFORE \_ H-Ma150Ne \_ 31  
 70.00% \_ -0.60 \_ FALL \_ 1 days \_ BEFORE \_ G-Mo0Ma \_ 40  
 69.44% \_ -0.17 \_ FALL \_ 1 days \_ BEFORE \_ G-Me0Ju \_ 36  
 72.41% \_ -0.43 \_ FALL \_ 1 days \_ BEFORE \_ G-Ve180Sa \_ 29  
 68.97% \_ -0.37 \_ FALL \_ 1 days \_ BEFORE \_ G-Ma150Ju \_ 29  
 72.41% \_ -0.29 \_ FALL \_ 1 days \_ BEFORE \_ H-Ea0Ur \_ 29  
 67.24% \_ -2.01 \_ FALL \_ 1 days \_ BEFORE \_ H-Ea120PI \_ 58  
 67.74% \_ -0.23 \_ FALL \_ 1 days \_ BEFORE \_ H-Ma60Ur \_ 31  
 75.00% \_ -0.23 \_ FALL \_ 1 days \_ BEFORE \_ H-Ma90Ne \_ 28  
 67.65% \_ 1.10 \_ RISE \_ 1 days \_ AFTER \_ G-Mo180Me \_ 34  
 72.22% \_ 0.40 \_ RISE \_ 1 days \_ AFTER \_ G-Me120Ma \_ 36  
 69.81% \_ 0.39 \_ RISE \_ 1 days \_ AFTER \_ G-Ve120Ju \_ 53  
 70.37% \_ 0.28 \_ RISE \_ 1 days \_ AFTER \_ G-Ve150Ur \_ 54  
 67.86% \_ 0.34 \_ RISE \_ 1 days \_ AFTER \_ G-Su90Ne \_ 56  
 69.49% \_ 0.45 \_ RISE \_ 1 days \_ AFTER \_ H-Ve150Ma \_ 59  
 67.74% \_ 0.31 \_ RISE \_ 1 days \_ AFTER \_ H-Ma150Ur \_ 31  
 69.44% \_ 0.56 \_ RISE \_ 3 days \_ AFTER \_ G-Me120Ma \_ 36  
 75.00% \_ 0.51 \_ RISE \_ 3 days \_ AFTER \_ G-Ma90Ur \_ 28  
 68.42% \_ 0.55 \_ RISE \_ 3 days \_ AFTER \_ H-Ea150PI \_ 57  
 70.00% \_ -0.64 \_ FALL \_ 1 days \_ AFTER \_ G-Mo180Sa \_ 40  
 67.86% \_ -0.28 \_ FALL \_ 1 days \_ AFTER \_ G-Su60Ur \_ 56  
 67.65% \_ -0.43 \_ FALL \_ 1 days \_ AFTER \_ G-Ma120Ne \_ 34  
 71.43% \_ -0.34 \_ FALL \_ 1 days \_ AFTER \_ G-Ma90PI \_ 28  
 68.89% \_ -0.33 \_ FALL \_ 1 days \_ AFTER \_ H-Ve180Ne \_ 45  
 72.00% \_ -0.32 \_ FALL \_ 1 days \_ AFTER \_ H-Ea60Ju \_ 50  
 72.41% \_ -0.41 \_ FALL \_ 1 days \_ AFTER \_ H-Ma90Ur \_ 29  
 85.19% \_ -0.29 \_ FALL \_ 1 days \_ AFTER \_ H-Ma120Ne \_ 27  
 75.00% \_ -0.71 \_ FALL \_ 3 days \_ AFTER \_ G-Ma150Ju \_ 28  
 73.33% \_ -0.68 \_ FALL \_ 3 days \_ AFTER \_ H-Ma90Ur \_ 30

(NSCP) Netscape Communications start Aug-10-1995

71.43% \_ 2.41 \_ RISE \_ 3 days \_ BEFORE \_ H-Me150Ne \_ 28  
 67.50% \_ -1.13 \_ FALL \_ 1 days \_ BEFORE \_ G-Mo0Ma \_ 40  
 75.00% \_ -1.56 \_ FALL \_ 1 days \_ BEFORE \_ H-Me90Sa \_ 28  
 68.57% \_ -1.29 \_ FALL \_ 1 days \_ AFTER \_ G-Mo180Me \_ 35

## (NSI) National Service Industries start Jan-3-1968

72.73% \_ 0.26 \_ RISE \_ 1 days \_ BEFORE \_ G-Su30Ju \_ 44  
 67.65% \_ 0.24 \_ RISE \_ 1 days \_ BEFORE \_ G-Ma150PI \_ 34  
 73.33% \_ 0.43 \_ RISE \_ 3 days \_ BEFORE \_ G-Ma30Ju \_ 30  
 71.88% \_ 0.35 \_ RISE \_ 3 days \_ BEFORE \_ G-Ma150Ne \_ 32  
 68.42% \_ -0.48 \_ FALL \_ 1 days \_ BEFORE \_ G-Mo180Ju \_ 38  
 68.97% \_ -0.28 \_ FALL \_ 1 days \_ BEFORE \_ G-Ma150Ur \_ 29  
 80.00% \_ -0.23 \_ FALL \_ 1 days \_ BEFORE \_ H-Ma90Ur \_ 25  
 70.00% \_ -0.34 \_ FALL \_ 3 days \_ BEFORE \_ G-Ve0Sa \_ 30  
 68.75% \_ -0.36 \_ FALL \_ 3 days \_ BEFORE \_ G-Ma60Ju \_ 32  
 69.70% \_ -0.59 \_ FALL \_ 3 days \_ BEFORE \_ G-Ma90Ne \_ 33  
 72.22% \_ 0.54 \_ RISE \_ 1 days \_ AFTER \_ G-Mo0Ju \_ 36  
 84.85% \_ 0.22 \_ RISE \_ 1 days \_ AFTER \_ G-Me0Ma \_ 33  
 69.64% \_ 0.31 \_ RISE \_ 1 days \_ AFTER \_ G-Me60Ne \_ 56  
 70.45% \_ 0.36 \_ RISE \_ 1 days \_ AFTER \_ G-Me120PI \_ 44  
 72.41% \_ 0.28 \_ RISE \_ 1 days \_ AFTER \_ H-Ve150Ea \_ 29  
 69.39% \_ 0.49 \_ RISE \_ 3 days \_ AFTER \_ G-Su30PI \_ 49  
 75.00% \_ 0.34 \_ RISE \_ 3 days \_ AFTER \_ G-Ma30Ne \_ 28  
 68.97% \_ 0.37 \_ RISE \_ 3 days \_ AFTER \_ G-Ma90PI \_ 29  
 73.47% \_ 0.46 \_ RISE \_ 3 days \_ AFTER \_ H-Ea150PI \_ 49  
 71.43% \_ 0.26 \_ RISE \_ 3 days \_ AFTER \_ H-Ma90Ne \_ 28  
 67.57% \_ -0.50 \_ FALL \_ 1 days \_ AFTER \_ G-Mo0Ma \_ 37  
 73.68% \_ -0.54 \_ FALL \_ 1 days \_ AFTER \_ G-Mo180Ne \_ 38  
 68.09% \_ -0.22 \_ FALL \_ 1 days \_ AFTER \_ G-Ve120Ne \_ 47  
 73.17% \_ -0.21 \_ FALL \_ 1 days \_ AFTER \_ G-Su60Ju \_ 41  
 72.41% \_ -0.26 \_ FALL \_ 1 days \_ AFTER \_ G-Ma150Ur \_ 29  
 70.00% \_ -0.26 \_ FALL \_ 3 days \_ AFTER \_ G-Ve0Sa \_ 30  
 70.00% \_ -0.25 \_ FALL \_ 3 days \_ AFTER \_ G-Ma150Sa \_ 30  
 72.41% \_ -0.46 \_ FALL \_ 3 days \_ AFTER \_ G-Ma150Ur \_ 29

## (NSM) National Semiconductor start Oct-2-1970

68.97% \_ 0.27 \_ RISE \_ 1 days \_ BEFORE \_ G-Me60Ve \_ 58  
 76.92% \_ 0.51 \_ RISE \_ 3 days \_ BEFORE \_ G-Me150Ma \_ 26  
 68.97% \_ 0.32 \_ RISE \_ 3 days \_ BEFORE \_ G-Ma60Ur \_ 29  
 68.42% \_ -0.51 \_ FALL \_ 1 days \_ BEFORE \_ G-Mo150Me \_ 76  
 70.27% \_ -0.50 \_ FALL \_ 1 days \_ BEFORE \_ G-Mo120Ve \_ 74  
 67.74% \_ -0.66 \_ FALL \_ 1 days \_ BEFORE \_ G-Mo0Ma \_ 31  
 71.05% \_ -0.57 \_ FALL \_ 1 days \_ BEFORE \_ G-Mo90Ma \_ 76  
 70.00% \_ -0.75 \_ FALL \_ 1 days \_ BEFORE \_ G-Mo0Sa \_ 40  
 68.42% \_ -0.45 \_ FALL \_ 1 days \_ BEFORE \_ G-Mo0Ne \_ 38  
 69.09% \_ -0.33 \_ FALL \_ 1 days \_ BEFORE \_ G-Ve150Ur \_ 55  
 73.33% \_ -0.27 \_ FALL \_ 1 days \_ BEFORE \_ G-Ma150Sa \_ 30  
 70.00% \_ -0.24 \_ FALL \_ 3 days \_ BEFORE \_ G-Me180Sa \_ 30

72.73% \_ 0.66 \_ RISE \_ 1 days \_ AFTER \_ G-Mo0Ve \_ 33  
 76.09% \_ 0.30 \_ RISE \_ 1 days \_ AFTER \_ G-Su60Ne \_ 46  
 83.33% \_ 0.38 \_ RISE \_ 1 days \_ AFTER \_ G-Ma90Ur \_ 24  
 69.77% \_ 0.28 \_ RISE \_ 1 days \_ AFTER \_ H-Ea90Ju \_ 43  
 68.97% \_ 0.55 \_ RISE \_ 3 days \_ AFTER \_ G-Me180PI \_ 29  
 71.43% \_ -0.32 \_ FALL \_ 1 days \_ AFTER \_ G-Me180Sa \_ 28  
 68.00% \_ -0.31 \_ FALL \_ 1 days \_ AFTER \_ G-Ve90Ur \_ 50  
 72.41% \_ -0.40 \_ FALL \_ 1 days \_ AFTER \_ G-Ve0Ne \_ 29  
 67.92% \_ -0.30 \_ FALL \_ 1 days \_ AFTER \_ G-Ve120Ne \_ 53  
 71.11% \_ -0.25 \_ FALL \_ 1 days \_ AFTER \_ G-Su150Ur \_ 45  
 80.00% \_ -0.28 \_ FALL \_ 1 days \_ AFTER \_ G-Ma30Ju \_ 25  
 69.64% \_ -0.28 \_ FALL \_ 1 days \_ AFTER \_ H-Ve60Ma \_ 56  
 76.32% \_ -0.32 \_ FALL \_ 1 days \_ AFTER \_ H-Ve0Ju \_ 38  
 68.18% \_ -0.20 \_ FALL \_ 1 days \_ AFTER \_ H-Ea120PI \_ 44  
 70.37% \_ -0.76 \_ FALL \_ 3 days \_ AFTER \_ H-Ve60Ma \_ 54  
 70.00% \_ -0.36 \_ FALL \_ 3 days \_ AFTER \_ H-Ve180Ma \_ 30  
 75.61% \_ -0.57 \_ FALL \_ 3 days \_ AFTER \_ H-Ve0Ju \_ 41  
 68.97% \_ -0.47 \_ FALL \_ 3 days \_ AFTER \_ H-Ma60Ne \_ 29

## (NSP) Northern States Power start Jan-3-1968

75.00% \_ 0.10 \_ RISE \_ 1 days \_ BEFORE \_ G-Me180Ne \_ 28  
 67.86% \_ 0.12 \_ RISE \_ 1 days \_ BEFORE \_ G-Ve90Sa \_ 56  
 76.92% \_ 0.13 \_ RISE \_ 1 days \_ BEFORE \_ G-Ve0Ne \_ 26  
 67.35% \_ 0.11 \_ RISE \_ 1 days \_ BEFORE \_ G-Su30Sa \_ 49  
 67.39% \_ 0.10 \_ RISE \_ 1 days \_ BEFORE \_ G-Su150Ur \_ 46  
 74.07% \_ 0.11 \_ RISE \_ 1 days \_ BEFORE \_ H-Ve0Ma \_ 27  
 70.00% \_ 0.11 \_ RISE \_ 1 days \_ BEFORE \_ H-Ma150Sa \_ 30  
 80.00% \_ 0.17 \_ RISE \_ 3 days \_ BEFORE \_ G-Su150Ma \_ 25  
 70.00% \_ 0.17 \_ RISE \_ 3 days \_ BEFORE \_ G-Ma60Ur \_ 30  
 71.67% \_ 0.21 \_ RISE \_ 3 days \_ BEFORE \_ H-Ea60Ur \_ 60  
 82.76% \_ 0.17 \_ RISE \_ 3 days \_ BEFORE \_ H-Ma60Sa \_ 29  
 72.41% \_ -0.11 \_ FALL \_ 1 days \_ BEFORE \_ G-Ve0Sa \_ 29  
 67.50% \_ -0.30 \_ FALL \_ 1 days \_ BEFORE \_ H-Ve180Ne \_ 40  
 70.00% \_ -0.19 \_ FALL \_ 3 days \_ BEFORE \_ G-Ve0Sa \_ 30  
 80.95% \_ -0.37 \_ FALL \_ 3 days \_ BEFORE \_ H-Ve180Ne \_ 42  
 71.43% \_ -0.31 \_ FALL \_ 3 days \_ BEFORE \_ H-Ea150Ma \_ 28  
 78.57% \_ -0.33 \_ FALL \_ 3 days \_ BEFORE \_ H-Ea0Ju \_ 28  
 70.27% \_ 0.25 \_ RISE \_ 1 days \_ AFTER \_ G-Mo180Ur \_ 37  
 73.68% \_ 0.13 \_ RISE \_ 1 days \_ AFTER \_ G-Me60Ju \_ 57  
 82.76% \_ 0.14 \_ RISE \_ 1 days \_ AFTER \_ G-Me180Sa \_ 29  
 73.08% \_ 0.10 \_ RISE \_ 1 days \_ AFTER \_ G-Me120PI \_ 52  
 71.74% \_ 0.12 \_ RISE \_ 1 days \_ AFTER \_ G-Ve90PI \_ 46  
 76.09% \_ 0.08 \_ RISE \_ 1 days \_ AFTER \_ G-Su30Ur \_ 46

74.07% \_ 0.13 \_ RISE \_ 1 days \_ AFTER \_ G-Ma90Ne \_ 27  
 77.78% \_ 0.11 \_ RISE \_ 1 days \_ AFTER \_ H-Ve0Ma \_ 27  
 69.70% \_ 0.31 \_ RISE \_ 3 days \_ AFTER \_ G-Me180Sa \_ 33  
 71.43% \_ 0.20 \_ RISE \_ 3 days \_ AFTER \_ G-Me180Pi \_ 28  
 76.09% \_ 0.19 \_ RISE \_ 3 days \_ AFTER \_ G-Su120Ju \_ 46  
 70.97% \_ 0.17 \_ RISE \_ 3 days \_ AFTER \_ G-Ma150Sa \_ 31  
 89.29% \_ 0.27 \_ RISE \_ 3 days \_ AFTER \_ G-Ma90Ne \_ 28  
 74.07% \_ 0.15 \_ RISE \_ 3 days \_ AFTER \_ H-Ve0Ma \_ 27  
 78.57% \_ 0.18 \_ RISE \_ 3 days \_ AFTER \_ H-Ma150Pi \_ 28  
 82.14% \_ 0.32 \_ RISE \_ 10 days \_ AFTER \_ G-Ve0Ju \_ 29  
 68.57% \_ -0.12 \_ FALL \_ 1 days \_ AFTER \_ G-Me0Ma \_ 35  
 67.39% \_ -0.10 \_ FALL \_ 1 days \_ AFTER \_ G-Ve150Ne \_ 46  
 68.75% \_ -0.11 \_ FALL \_ 1 days \_ AFTER \_ G-Su150Sa \_ 48  
 68.57% \_ -0.16 \_ FALL \_ 3 days \_ AFTER \_ G-Ma150Ne \_ 35  
 77.19% \_ -0.23 \_ FALL \_ 3 days \_ AFTER \_ H-Ve120Ma \_ 57

(NT) Northern Telecom. Ltd. start Jan-10-1974

68.75% \_ 0.92 \_ RISE \_ 1 days \_ BEFORE \_ G-Mo120Sa \_ 80  
 67.57% \_ 0.87 \_ RISE \_ 1 days \_ BEFORE \_ G-Mo0Pi \_ 37  
 68.09% \_ 0.33 \_ RISE \_ 1 days \_ BEFORE \_ G-Ve90Ju \_ 47  
 68.75% \_ 0.26 \_ RISE \_ 3 days \_ BEFORE \_ G-Su120Ne \_ 48  
 70.21% \_ 0.35 \_ RISE \_ 3 days \_ BEFORE \_ H-Ea60Ne \_ 47  
 68.00% \_ -1.04 \_ FALL \_ 1 days \_ BEFORE \_ G-Mo120Me \_ 75  
 84.00% \_ 0.23 \_ RISE \_ 1 days \_ AFTER \_ G-Me180Pi \_ 25  
 69.81% \_ 0.25 \_ RISE \_ 1 days \_ AFTER \_ H-Me0Ve \_ 53  
 70.21% \_ 0.15 \_ RISE \_ 1 days \_ AFTER \_ H-Ve30Ma \_ 47  
 68.57% \_ 0.21 \_ RISE \_ 1 days \_ AFTER \_ H-Ve180Pi \_ 35  
 67.50% \_ 0.21 \_ RISE \_ 1 days \_ AFTER \_ H-Ea120Ju \_ 40  
 67.44% \_ 0.20 \_ RISE \_ 1 days \_ AFTER \_ H-Ea120Ur \_ 43  
 70.21% \_ 0.37 \_ RISE \_ 3 days \_ AFTER \_ G-Ve150Pi \_ 47  
 73.68% \_ -0.15 \_ FALL \_ 1 days \_ AFTER \_ H-Ea60Ju \_ 38  
 68.97% \_ -0.29 \_ FALL \_ 3 days \_ AFTER \_ G-Me0Ur \_ 29  
 70.73% \_ -0.37 \_ FALL \_ 3 days \_ AFTER \_ H-Ea30Sa \_ 41

(NTLI) NTL Inc. start Feb-12-1998

NONE

(NTRS) Northern Trust start July-5-1972

74.36% \_ 0.67 \_ RISE \_ 1 days \_ BEFORE \_ G-Mo0Ve \_ 39  
 68.42% \_ 0.87 \_ RISE \_ 1 days \_ BEFORE \_ G-Mo180Sa \_ 38  
 69.33% \_ 0.86 \_ RISE \_ 1 days \_ BEFORE \_ G-Mo150Ur \_ 75  
 73.81% \_ 0.27 \_ RISE \_ 1 days \_ BEFORE \_ G-Me150Ur \_ 42  
 70.45% \_ 0.20 \_ RISE \_ 1 days \_ BEFORE \_ G-Ve90Sa \_ 44

67.57% \_ 0.22 \_ RISE \_ 1 days \_ BEFORE \_ G-Su120Ur \_ 37  
 76.47% \_ 0.30 \_ RISE \_ 1 days \_ BEFORE \_ G-Su150Ur \_ 34  
 72.41% \_ 0.22 \_ RISE \_ 1 days \_ BEFORE \_ H-Ve180Ur \_ 29  
 78.79% \_ 0.16 \_ RISE \_ 1 days \_ BEFORE \_ H-Ea120Sa \_ 33  
 72.22% \_ 0.24 \_ RISE \_ 1 days \_ BEFORE \_ H-Ea150Ne \_ 36  
 70.00% \_ 0.29 \_ RISE \_ 3 days \_ BEFORE \_ G-Me150Ur \_ 50  
 72.92% \_ 0.35 \_ RISE \_ 3 days \_ BEFORE \_ G-Me90Pi \_ 48  
 68.97% \_ 0.33 \_ RISE \_ 3 days \_ BEFORE \_ G-Ve0Ju \_ 29  
 72.50% \_ 0.37 \_ RISE \_ 3 days \_ BEFORE \_ G-Ve60Ju \_ 40  
 72.50% \_ 0.43 \_ RISE \_ 3 days \_ BEFORE \_ G-Su150Ur \_ 40  
 71.43% \_ 0.39 \_ RISE \_ 3 days \_ BEFORE \_ H-Ve0Ju \_ 35  
 71.01% \_ 0.60 \_ RISE \_ 3 days \_ BEFORE \_ H-Ve60Ne \_ 69  
 68.57% \_ -0.15 \_ FALL \_ 1 days \_ BEFORE \_ G-Su30Sa \_ 35  
 67.74% \_ -0.08 \_ FALL \_ 1 days \_ BEFORE \_ H-Ea150Sa \_ 31  
 75.68% \_ 0.85 \_ RISE \_ 1 days \_ AFTER \_ G-Mo0Me \_ 37  
 68.42% \_ 0.70 \_ RISE \_ 1 days \_ AFTER \_ G-Mo0Su \_ 38  
 67.57% \_ 0.78 \_ RISE \_ 1 days \_ AFTER \_ G-Mo0Ju \_ 37  
 69.23% \_ 0.69 \_ RISE \_ 1 days \_ AFTER \_ G-Mo0Ne \_ 39  
 69.05% \_ 0.49 \_ RISE \_ 1 days \_ AFTER \_ G-Me0Ve \_ 42  
 72.97% \_ 0.16 \_ RISE \_ 1 days \_ AFTER \_ G-Me90Ju \_ 37  
 67.39% \_ 0.26 \_ RISE \_ 1 days \_ AFTER \_ G-Me30Ne \_ 46  
 71.43% \_ 0.32 \_ RISE \_ 1 days \_ AFTER \_ G-Me90Pi \_ 42  
 77.78% \_ 0.28 \_ RISE \_ 1 days \_ AFTER \_ G-Ve120Ur \_ 36  
 81.25% \_ 0.19 \_ RISE \_ 1 days \_ AFTER \_ G-Su30Ur \_ 32  
 80.00% \_ 0.21 \_ RISE \_ 1 days \_ AFTER \_ G-Su30Ne \_ 30  
 67.65% \_ 0.16 \_ RISE \_ 1 days \_ AFTER \_ H-Me0Ju \_ 68  
 72.41% \_ 0.40 \_ RISE \_ 1 days \_ AFTER \_ H-Ve180Ur \_ 29  
 70.83% \_ 0.24 \_ RISE \_ 1 days \_ AFTER \_ H-Ve90Ne \_ 48  
 82.14% \_ 0.20 \_ RISE \_ 1 days \_ AFTER \_ H-Ea30Ju \_ 28  
 81.82% \_ 0.25 \_ RISE \_ 1 days \_ AFTER \_ H-Ea120Sa \_ 33  
 74.19% \_ 0.29 \_ RISE \_ 1 days \_ AFTER \_ H-Ea90Ur \_ 31  
 72.73% \_ 0.28 \_ RISE \_ 1 days \_ AFTER \_ H-Ea150Pi \_ 33  
 69.23% \_ 0.14 \_ RISE \_ 3 days \_ AFTER \_ G-Me120Ju \_ 52  
 69.57% \_ 0.43 \_ RISE \_ 3 days \_ AFTER \_ G-Ve120Ur \_ 46  
 69.05% \_ 0.40 \_ RISE \_ 3 days \_ AFTER \_ G-Su30Ne \_ 42  
 68.97% \_ 0.36 \_ RISE \_ 3 days \_ AFTER \_ H-Ve150Ea \_ 29  
 71.43% \_ 0.32 \_ RISE \_ 3 days \_ AFTER \_ H-Ea30Ju \_ 35  
 71.11% \_ -0.16 \_ FALL \_ 1 days \_ AFTER \_ G-Me30Ur \_ 45  
 75.76% \_ -0.10 \_ FALL \_ 1 days \_ AFTER \_ G-Ve150Ur \_ 33  
 76.47% \_ -0.15 \_ FALL \_ 1 days \_ AFTER \_ G-Su60Ur \_ 34  
 67.74% \_ -0.13 \_ FALL \_ 1 days \_ AFTER \_ H-Ea150Sa \_ 31  
 74.07% \_ -0.14 \_ FALL \_ 1 days \_ AFTER \_ H-Ea90Pi \_ 27  
 73.53% \_ -0.43 \_ FALL \_ 3 days \_ AFTER \_ H-Ea120Ju \_ 34

(NUE) Nucor Corp. start Jan-3-1968

70.00% \_ 0.26 \_ RISE \_ 1 days \_ BEFORE \_ G-Me180PI \_ 30  
 70.51% \_ 0.42 \_ RISE \_ 3 days \_ BEFORE \_ G-Me30Ne \_ 78  
 69.70% \_ 0.26 \_ RISE \_ 3 days \_ BEFORE \_ G-Me180PI \_ 33  
 68.29% \_ -0.82 \_ FALL \_ 1 days \_ BEFORE \_ G-Mo0Ur \_ 41  
 68.63% \_ -0.19 \_ FALL \_ 1 days \_ BEFORE \_ G-Su120Ju \_ 51  
 68.75% \_ -0.55 \_ FALL \_ 1 days \_ BEFORE \_ G-Ma150Ur \_ 32  
 68.75% \_ -0.32 \_ FALL \_ 1 days \_ BEFORE \_ G-Ma60PI \_ 32  
 77.78% \_ -0.21 \_ FALL \_ 1 days \_ BEFORE \_ H-Ea0Sa \_ 27  
 68.97% \_ -0.27 \_ FALL \_ 1 days \_ BEFORE \_ H-Ma90Ur \_ 29  
 71.88% \_ -0.48 \_ FALL \_ 3 days \_ BEFORE \_ G-Ve0PI \_ 32  
 68.57% \_ -1.00 \_ FALL \_ 3 days \_ BEFORE \_ G-Ma150Ur \_ 35  
 74.07% \_ -0.34 \_ FALL \_ 3 days \_ BEFORE \_ H-Ma120Ju \_ 27  
 73.17% \_ 0.92 \_ RISE \_ 1 days \_ AFTER \_ G-Mo180Ju \_ 41  
 69.81% \_ 0.40 \_ RISE \_ 1 days \_ AFTER \_ G-Ve150PI \_ 53  
 71.88% \_ 0.40 \_ RISE \_ 1 days \_ AFTER \_ H-Ve120Ea \_ 32  
 71.43% \_ 0.09 \_ RISE \_ 1 days \_ AFTER \_ H-Ma120Ne \_ 28  
 84.00% \_ 0.26 \_ RISE \_ 3 days \_ AFTER \_ G-Ma120Sa \_ 25  
 69.70% \_ 0.57 \_ RISE \_ 3 days \_ AFTER \_ G-Ma120PI \_ 33  
 76.47% \_ 0.28 \_ RISE \_ 3 days \_ AFTER \_ H-Ve150Ea \_ 34  
 68.97% \_ 0.31 \_ RISE \_ 3 days \_ AFTER \_ H-Ea0Ur \_ 29  
 76.92% \_ 0.42 \_ RISE \_ 3 days \_ AFTER \_ H-Ma90Ne \_ 26  
 69.23% \_ -0.63 \_ FALL \_ 1 days \_ AFTER \_ G-Mo180Sa \_ 39  
 68.63% \_ -0.20 \_ FALL \_ 1 days \_ AFTER \_ G-Ve120Ur \_ 51  
 68.63% \_ -0.17 \_ FALL \_ 1 days \_ AFTER \_ G-Su60Ne \_ 51  
 68.52% \_ -0.22 \_ FALL \_ 1 days \_ AFTER \_ G-Su150Ne \_ 54  
 67.74% \_ -0.24 \_ FALL \_ 1 days \_ AFTER \_ G-Ma150PI \_ 31  
 71.43% \_ -0.22 \_ FALL \_ 1 days \_ AFTER \_ H-Ea60PI \_ 49  
 71.43% \_ -0.34 \_ FALL \_ 3 days \_ AFTER \_ G-Ma60Sa \_ 28  
 69.09% \_ -0.34 \_ FALL \_ 3 days \_ AFTER \_ H-Ea120PI \_ 55  
 71.43% \_ -0.50 \_ FALL \_ 3 days \_ AFTER \_ H-Ma90Ur \_ 28

(NWAC) Northwest Airlines start March-21-1994

71.88% \_ 0.62 \_ RISE \_ 1 days \_ BEFORE \_ H-Me30Ma \_ 32  
 70.27% \_ 0.91 \_ RISE \_ 1 days \_ AFTER \_ H-Me90Sa \_ 37  
 72.22% \_ -0.75 \_ FALL \_ 1 days \_ AFTER \_ G-Mo0Sa \_ 36  
 76.32% \_ -0.59 \_ FALL \_ 1 days \_ AFTER \_ H-Me150Ur \_ 38  
 67.57% \_ -0.69 \_ FALL \_ 1 days \_ AFTER \_ H-Me150PI \_ 37  
 68.97% \_ -1.21 \_ FALL \_ 3 days \_ AFTER \_ H-Me60Ea \_ 29

(NWL) Newell start May-9-1972

73.53% \_ 0.41 \_ RISE \_ 1 days \_ BEFORE \_ G-Mo0Ve \_ 34

75.76% \_ 0.31 \_ RISE \_ 3 days \_ BEFORE \_ H-Ve0Ne \_ 33  
 83.33% \_ -0.17 \_ FALL \_ 3 days \_ BEFORE \_ H-Ma60Ju \_ 24  
 74.36% \_ 0.64 \_ RISE \_ 1 days \_ AFTER \_ G-Mo0Ju \_ 39  
 68.29% \_ 0.19 \_ RISE \_ 1 days \_ AFTER \_ G-Ve30Sa \_ 41  
 68.42% \_ 0.17 \_ RISE \_ 1 days \_ AFTER \_ H-Ea150PI \_ 38  
 75.76% \_ 0.28 \_ RISE \_ 3 days \_ AFTER \_ H-Ve0Ne \_ 33  
 67.65% \_ -0.54 \_ FALL \_ 1 days \_ AFTER \_ G-Mo180Me \_ 34  
 67.57% \_ -0.15 \_ FALL \_ 1 days \_ AFTER \_ H-Ea120Ne \_ 37

(NXTL) NEXTEL Communications start Jan-29-1992

69.23% \_ -0.59 \_ FALL \_ 1 days \_ BEFORE \_ H-Me30Ea \_ 39  
 71.05% \_ -0.47 \_ FALL \_ 1 days \_ BEFORE \_ H-Me90Ea \_ 38  
 71.11% \_ -0.52 \_ FALL \_ 1 days \_ BEFORE \_ H-Me30Ma \_ 45  
 67.31% \_ -0.42 \_ FALL \_ 1 days \_ BEFORE \_ H-Me60Ju \_ 52  
 68.00% \_ -0.50 \_ FALL \_ 1 days \_ BEFORE \_ H-Me60Ur \_ 50  
 72.73% \_ -1.04 \_ FALL \_ 3 days \_ BEFORE \_ H-Me90Ve \_ 33  
 67.65% \_ -0.46 \_ FALL \_ 1 days \_ AFTER \_ G-Mo180Ur \_ 34  
 68.57% \_ -0.42 \_ FALL \_ 1 days \_ AFTER \_ G-Mo180Ne \_ 35  
 78.95% \_ -0.43 \_ FALL \_ 1 days \_ AFTER \_ H-Me90Ea \_ 38  
 68.00% \_ -0.49 \_ FALL \_ 1 days \_ AFTER \_ H-Me60Ur \_ 50  
 69.81% \_ -0.62 \_ FALL \_ 1 days \_ AFTER \_ H-Me60Ne \_ 53

(NYT) New York Times start Feb-13-1998

NONE

(OAT) Quaker Oats start Jan-3-1968

71.62% \_ 0.64 \_ RISE \_ 1 days \_ BEFORE \_ G-Mo30Su \_ 74  
 68.97% \_ 0.30 \_ RISE \_ 3 days \_ BEFORE \_ G-Me150Ma \_ 29  
 73.33% \_ 0.21 \_ RISE \_ 3 days \_ BEFORE \_ G-Me180Ne \_ 30  
 68.97% \_ 0.37 \_ RISE \_ 3 days \_ BEFORE \_ G-Ma90Sa \_ 29  
 67.92% \_ -0.23 \_ FALL \_ 1 days \_ BEFORE \_ G-Su60Ur \_ 53  
 67.65% \_ -0.28 \_ FALL \_ 1 days \_ BEFORE \_ G-Ma120Ur \_ 34  
 69.70% \_ -0.13 \_ FALL \_ 1 days \_ BEFORE \_ G-Ma120Ne \_ 33  
 74.07% \_ -0.20 \_ FALL \_ 1 days \_ BEFORE \_ H-Ea180Ju \_ 27  
 76.67% \_ -0.21 \_ FALL \_ 1 days \_ BEFORE \_ H-Ma90Ur \_ 30  
 68.75% \_ -0.39 \_ FALL \_ 3 days \_ BEFORE \_ H-Ma90Ur \_ 32  
 72.22% \_ 0.26 \_ RISE \_ 1 days \_ AFTER \_ G-Me0PI \_ 36  
 69.23% \_ 0.18 \_ RISE \_ 1 days \_ AFTER \_ G-Ve120Ma \_ 39  
 77.78% \_ 0.28 \_ RISE \_ 1 days \_ AFTER \_ H-Ve0Ma \_ 27  
 74.07% \_ 0.19 \_ RISE \_ 1 days \_ AFTER \_ H-Ea150Ma \_ 27  
 76.47% \_ 0.42 \_ RISE \_ 3 days \_ AFTER \_ G-Me180Sa \_ 34  
 76.67% \_ 0.37 \_ RISE \_ 3 days \_ AFTER \_ G-Me180Ne \_ 30  
 69.05% \_ 0.40 \_ RISE \_ 3 days \_ AFTER \_ G-Me0PI \_ 42

79.31% \_ 0.25 \_ RISE \_ 3 days \_ AFTER \_ G-Ve0Ur \_ 29  
 74.07% \_ 0.24 \_ RISE \_ 3 days \_ AFTER \_ G-Su60Ma \_ 27  
 71.43% \_ 0.34 \_ RISE \_ 3 days \_ AFTER \_ G-Ma90Ju \_ 28  
 68.89% \_ 0.22 \_ RISE \_ 3 days \_ AFTER \_ H-Ve180Ur \_ 45  
 68.97% \_ 0.33 \_ RISE \_ 3 days \_ AFTER \_ H-Ea0Ne \_ 29  
 86.96% \_ 0.35 \_ RISE \_ 3 days \_ AFTER \_ H-Ma120Ju \_ 23  
 68.83% \_ -0.46 \_ FALL \_ 1 days \_ AFTER \_ G-Mo90Sa \_ 77  
 69.23% \_ -0.49 \_ FALL \_ 1 days \_ AFTER \_ G-Mo180Ur \_ 39  
 69.44% \_ -0.21 \_ FALL \_ 1 days \_ AFTER \_ G-Me0Ur \_ 36  
 71.15% \_ -0.25 \_ FALL \_ 1 days \_ AFTER \_ G-Ve90Ju \_ 52  
 74.19% \_ -0.14 \_ FALL \_ 1 days \_ AFTER \_ H-Ma150Ne \_ 31  
 68.75% \_ -0.42 \_ FALL \_ 3 days \_ AFTER \_ G-Ma120Ne \_ 32

(OI) Owens Illinois start Dec-13-1991

68.75% \_ -0.49 \_ FALL \_ 1 days \_ BEFORE \_ G-Mo0Ju \_ 32  
 68.75% \_ -0.49 \_ FALL \_ 1 days \_ BEFORE \_ G-Mo180Ne \_ 32  
 68.89% \_ -0.39 \_ FALL \_ 1 days \_ BEFORE \_ H-Me150Ur \_ 45  
 68.42% \_ 0.41 \_ RISE \_ 1 days \_ AFTER \_ H-Me150Ea \_ 38  
 67.35% \_ 0.59 \_ RISE \_ 1 days \_ AFTER \_ H-Me90Ju \_ 49  
 70.21% \_ 0.48 \_ RISE \_ 1 days \_ AFTER \_ H-Me60Ne \_ 47  
 67.74% \_ -0.45 \_ FALL \_ 1 days \_ AFTER \_ G-Mo180Ur \_ 31  
 71.74% \_ -0.67 \_ FALL \_ 3 days \_ AFTER \_ H-Me30Ur \_ 46  
 72.73% \_ -0.48 \_ FALL \_ 3 days \_ AFTER \_ H-Me30Ne \_ 44

(OKE) ONEOK Inc. start Jan-3-1968

74.51% \_ 0.29 \_ RISE \_ 1 days \_ BEFORE \_ G-Su60PI \_ 51  
 75.00% \_ 0.24 \_ RISE \_ 1 days \_ BEFORE \_ G-Ma120Sa \_ 28  
 70.00% \_ 0.19 \_ RISE \_ 1 days \_ BEFORE \_ H-Ve90Ea \_ 30  
 76.92% \_ 0.23 \_ RISE \_ 3 days \_ BEFORE \_ G-Ve180Ju \_ 26  
 72.41% \_ 0.32 \_ RISE \_ 3 days \_ BEFORE \_ G-Ve180Sa \_ 29  
 67.19% \_ -0.27 \_ FALL \_ 1 days \_ BEFORE \_ G-Me90Ur \_ 64  
 67.44% \_ 0.20 \_ RISE \_ 1 days \_ AFTER \_ G-Su120Ju \_ 43  
 67.31% \_ 0.18 \_ RISE \_ 1 days \_ AFTER \_ H-Ve60Ma \_ 52  
 69.77% \_ 0.39 \_ RISE \_ 3 days \_ AFTER \_ G-Me0Ma \_ 43  
 76.47% \_ 0.38 \_ RISE \_ 3 days \_ AFTER \_ G-Me150Ju \_ 51  
 75.68% \_ 0.37 \_ RISE \_ 3 days \_ AFTER \_ G-Ve90Ma \_ 37  
 68.33% \_ 0.40 \_ RISE \_ 3 days \_ AFTER \_ G-Ve120Sa \_ 60  
 76.92% \_ 0.56 \_ RISE \_ 3 days \_ AFTER \_ G-Ve0Ur \_ 26  
 71.43% \_ 0.43 \_ RISE \_ 3 days \_ AFTER \_ G-Ma60Ne \_ 28  
 76.92% \_ 0.37 \_ RISE \_ 3 days \_ AFTER \_ H-Ma120Ur \_ 26  
 67.57% \_ -0.31 \_ FALL \_ 1 days \_ AFTER \_ G-Mo180Ju \_ 37  
 77.14% \_ -1.30 \_ FALL \_ 1 days \_ AFTER \_ G-Me0PI \_ 35  
 76.60% \_ -0.25 \_ FALL \_ 1 days \_ AFTER \_ G-Su120Ne \_ 47

83.33% \_ -0.22 \_ FALL \_ 1 days \_ AFTER \_ H-Ma30Ne \_ 24  
 73.53% \_ -1.54 \_ FALL \_ 3 days \_ AFTER \_ G-Me0PI \_ 34  
 85.19% \_ -0.45 \_ FALL \_ 3 days \_ AFTER \_ G-Ma60Sa \_ 27  
 70.97% \_ -0.31 \_ FALL \_ 3 days \_ AFTER \_ H-Ve30Ea \_ 31

(OMC) Omnicom Group start Jan-2-1974

72.73% \_ 0.30 \_ RISE \_ 1 days \_ BEFORE \_ G-Me90Ma \_ 33  
 70.45% \_ 0.30 \_ RISE \_ 3 days \_ BEFORE \_ G-Ve120PI \_ 44  
 68.18% \_ 0.30 \_ RISE \_ 3 days \_ BEFORE \_ G-Su30Ur \_ 44  
 70.00% \_ 0.39 \_ RISE \_ 3 days \_ BEFORE \_ H-Ea150Ju \_ 40  
 73.53% \_ 1.00 \_ RISE \_ 1 days \_ AFTER \_ G-Mo180Ve \_ 34  
 69.23% \_ 0.16 \_ RISE \_ 1 days \_ AFTER \_ G-Ve90Ne \_ 39  
 89.29% \_ 0.16 \_ RISE \_ 1 days \_ AFTER \_ G-Su90Ju \_ 28  
 75.00% \_ 0.43 \_ RISE \_ 1 days \_ AFTER \_ H-Ea90PI \_ 36  
 72.92% \_ 0.61 \_ RISE \_ 3 days \_ AFTER \_ G-Ve30Su \_ 48  
 69.57% \_ 0.40 \_ RISE \_ 3 days \_ AFTER \_ G-Ve60Sa \_ 46  
 76.32% \_ 0.30 \_ RISE \_ 3 days \_ AFTER \_ G-Su120Ju \_ 38  
 68.18% \_ 0.36 \_ RISE \_ 3 days \_ AFTER \_ G-Su90PI \_ 45  
 80.49% \_ 0.39 \_ RISE \_ 3 days \_ AFTER \_ H-Ve90Ma \_ 41  
 68.49% \_ -0.60 \_ FALL \_ 1 days \_ AFTER \_ G-Mo120Me \_ 73  
 83.87% \_ -0.21 \_ FALL \_ 1 days \_ AFTER \_ G-Ve90Sa \_ 31  
 70.18% \_ -0.16 \_ FALL \_ 1 days \_ AFTER \_ H-Ve60Sa \_ 57  
 68.97% \_ -0.24 \_ FALL \_ 1 days \_ AFTER \_ H-Ea60Ju \_ 29

(ONE) Bank One start Jan-14-1972

67.53% \_ 0.59 \_ RISE \_ 1 days \_ BEFORE \_ G-Mo60Ma \_ 77  
 68.42% \_ 0.96 \_ RISE \_ 1 days \_ BEFORE \_ G-Mo180Ma \_ 38  
 68.29% \_ 0.20 \_ RISE \_ 1 days \_ BEFORE \_ G-Ve120PI \_ 41  
 80.56% \_ 0.40 \_ RISE \_ 3 days \_ BEFORE \_ G-Su60Ju \_ 36  
 73.68% \_ 0.31 \_ RISE \_ 3 days \_ BEFORE \_ H-Ve0Ju \_ 38  
 68.00% \_ -0.22 \_ FALL \_ 3 days \_ BEFORE \_ H-Ve150Ma \_ 50  
 68.57% \_ 0.91 \_ RISE \_ 1 days \_ AFTER \_ G-Mo0Ju \_ 35  
 70.27% \_ 0.26 \_ RISE \_ 1 days \_ AFTER \_ G-Me90Ju \_ 37  
 74.47% \_ 0.23 \_ RISE \_ 1 days \_ AFTER \_ G-Me30Sa \_ 47  
 83.33% \_ 0.25 \_ RISE \_ 1 days \_ AFTER \_ G-Me0PI \_ 24  
 67.65% \_ 0.18 \_ RISE \_ 1 days \_ AFTER \_ G-Ve90Ne \_ 34  
 75.76% \_ 0.20 \_ RISE \_ 1 days \_ AFTER \_ G-Su30Ju \_ 33  
 68.97% \_ 0.21 \_ RISE \_ 1 days \_ AFTER \_ H-Ea90Ju \_ 29  
 72.22% \_ 0.23 \_ RISE \_ 1 days \_ AFTER \_ H-Ea60Ur \_ 36  
 68.75% \_ 0.28 \_ RISE \_ 1 days \_ AFTER \_ H-Ea90PI \_ 33  
 70.21% \_ 0.43 \_ RISE \_ 3 days \_ AFTER \_ G-Me150Ne \_ 47  
 70.59% \_ 0.25 \_ RISE \_ 3 days \_ AFTER \_ G-Ve90Ma \_ 34  
 71.43% \_ 0.35 \_ RISE \_ 3 days \_ AFTER \_ G-Ve60Sa \_ 42



69.23% \_ 0.33 \_ RISE \_ 3 days \_ AFTER \_ G-Su90Sa \_ 39  
 69.05% \_ 0.35 \_ RISE \_ 3 days \_ AFTER \_ H-Ea30Ju \_ 42  
 75.00% \_ -0.64 \_ FALL \_ 1 days \_ AFTER \_ G-Mo0Ve \_ 36  
 67.74% \_ -0.21 \_ FALL \_ 1 days \_ AFTER \_ G-Me90Ma \_ 31  
 87.50% \_ -0.20 \_ FALL \_ 1 days \_ AFTER \_ G-Ve90PI \_ 32  
 68.57% \_ -0.18 \_ FALL \_ 1 days \_ AFTER \_ G-Su90Ju \_ 35  
 72.73% \_ -0.16 \_ FALL \_ 1 days \_ AFTER \_ G-Su150PI \_ 33  
 79.31% \_ -0.12 \_ FALL \_ 1 days \_ AFTER \_ H-Ve0Ur \_ 29  
 74.29% \_ -0.18 \_ FALL \_ 1 days \_ AFTER \_ H-Ea30PI \_ 35  
 68.75% \_ -0.33 \_ FALL \_ 3 days \_ AFTER \_ G-Ve90PI \_ 48  
 71.01% \_ -0.36 \_ FALL \_ 3 days \_ AFTER \_ H-Ve150Ur \_ 69  
 69.23% \_ -0.34 \_ FALL \_ 3 days \_ AFTER \_ H-Ea120PI \_ 39

(ORCL) Oracle Corp. start March-12-1986

68.57% \_ 0.62 \_ RISE \_ 3 days \_ BEFORE \_ G-Me60Ju \_ 35  
 68.97% \_ 0.65 \_ RISE \_ 3 days \_ BEFORE \_ G-Me60Sa \_ 29  
 69.70% \_ 0.67 \_ RISE \_ 3 days \_ BEFORE \_ G-Me60Ur \_ 33  
 74.07% \_ 0.87 \_ RISE \_ 3 days \_ BEFORE \_ G-Ve150Ju \_ 27  
 72.13% \_ 0.56 \_ RISE \_ 3 days \_ BEFORE \_ H-Me60Ve \_ 61  
 75.86% \_ 0.37 \_ RISE \_ 1 days \_ AFTER \_ G-Ve30Ur \_ 29  
 71.05% \_ 0.38 \_ RISE \_ 1 days \_ AFTER \_ H-Ve120Ne \_ 38  
 70.00% \_ 0.52 \_ RISE \_ 3 days \_ AFTER \_ G-Me90Ne \_ 30  
 68.75% \_ 0.35 \_ RISE \_ 3 days \_ AFTER \_ G-Ve30Su \_ 32  
 72.55% \_ 0.50 \_ RISE \_ 3 days \_ AFTER \_ H-Me0PI \_ 51  
 74.07% \_ 0.47 \_ RISE \_ 3 days \_ AFTER \_ H-Ve30Ma \_ 27  
 74.36% \_ 0.65 \_ RISE \_ 3 days \_ AFTER \_ H-Ve90Ne \_ 39  
 69.23% \_ 0.59 \_ RISE \_ 3 days \_ AFTER \_ H-Ve150PI \_ 39  
 70.59% \_ -0.37 \_ FALL \_ 1 days \_ AFTER \_ G-Me30PI \_ 34

(ORX) Oryx Energy start Oct-6-1988

84.62% \_ 0.63 \_ RISE \_ 3 days \_ BEFORE \_ G-Me30Sa \_ 26  
 69.70% \_ 0.77 \_ RISE \_ 3 days \_ BEFORE \_ H-Me0Ma \_ 33  
 68.97% \_ 0.76 \_ RISE \_ 3 days \_ BEFORE \_ H-Ve90Ur \_ 29  
 67.57% \_ -0.49 \_ FALL \_ 1 days \_ BEFORE \_ H-Me0Ju \_ 37  
 67.74% \_ -0.47 \_ FALL \_ 1 days \_ BEFORE \_ H-Ve30Ju \_ 31  
 73.68% \_ -0.73 \_ FALL \_ 3 days \_ BEFORE \_ H-Me0Ju \_ 38  
 70.21% \_ 0.42 \_ RISE \_ 1 days \_ AFTER \_ G-Me30Ve \_ 47  
 68.97% \_ 0.48 \_ RISE \_ 1 days \_ AFTER \_ H-Ve90Ur \_ 29  
 71.43% \_ 0.44 \_ RISE \_ 1 days \_ AFTER \_ H-Ve30PI \_ 28  
 67.74% \_ 0.52 \_ RISE \_ 1 days \_ AFTER \_ H-Ve60PI \_ 31  
 76.67% \_ 1.13 \_ RISE \_ 3 days \_ AFTER \_ H-Ve120Ne \_ 30  
 68.75% \_ -0.39 \_ FALL \_ 1 days \_ AFTER \_ G-Mo30Me \_ 64  
 80.65% \_ -0.38 \_ FALL \_ 1 days \_ AFTER \_ G-Mo0Ve \_ 31

67.65% \_ -0.36 \_ FALL \_ 1 days \_ AFTER \_ G-Mo0Ma \_ 34  
 67.57% \_ -0.37 \_ FALL \_ 1 days \_ AFTER \_ G-Mo180Ne \_ 37  
 71.43% \_ -0.36 \_ FALL \_ 1 days \_ AFTER \_ H-Me0Ea \_ 28  
 68.97% \_ -0.55 \_ FALL \_ 1 days \_ AFTER \_ H-Me90Ma \_ 58  
 71.88% \_ -0.34 \_ FALL \_ 1 days \_ AFTER \_ H-Me180Ma \_ 32  
 72.86% \_ -0.38 \_ FALL \_ 1 days \_ AFTER \_ H-Me120Ju \_ 70  
 70.27% \_ -0.30 \_ FALL \_ 1 days \_ AFTER \_ H-Me0PI \_ 37

(OWC) Owens-Coming start Nov-11-1986

69.70% \_ 0.52 \_ RISE \_ 1 days \_ BEFORE \_ G-Me30Ur \_ 33  
 69.70% \_ 0.82 \_ RISE \_ 3 days \_ BEFORE \_ G-Me60Ju \_ 33  
 70.00% \_ 1.19 \_ RISE \_ 3 days \_ BEFORE \_ G-Me30Sa \_ 30  
 67.35% \_ -0.59 \_ FALL \_ 1 days \_ BEFORE \_ H-Me30Ve \_ 49  
 71.43% \_ -0.44 \_ FALL \_ 1 days \_ BEFORE \_ H-Ve150Ne \_ 35  
 86.96% \_ -1.01 \_ FALL \_ 3 days \_ BEFORE \_ G-Su150Ur \_ 23  
 82.14% \_ -1.49 \_ FALL \_ 10 days \_ BEFORE \_ G-Me90Ur \_ 28  
 67.50% \_ 0.50 \_ RISE \_ 1 days \_ AFTER \_ G-Mo0Ur \_ 40  
 68.42% \_ 1.04 \_ RISE \_ 3 days \_ AFTER \_ H-Ve90Ur \_ 38  
 68.42% \_ 0.76 \_ RISE \_ 3 days \_ AFTER \_ H-Ve150PI \_ 38  
 86.96% \_ -0.53 \_ FALL \_ 1 days \_ AFTER \_ G-Ve120Sa \_ 23  
 69.70% \_ -0.51 \_ FALL \_ 1 days \_ AFTER \_ H-Ve90PI \_ 33  
 72.50% \_ -0.94 \_ FALL \_ 3 days \_ AFTER \_ H-Ve60Ne \_ 40

(OXY) Occidental Petroleum start Jan-3-1968

68.97% \_ 0.53 \_ RISE \_ 1 days \_ BEFORE \_ H-Ma30Ur \_ 29  
 68.97% \_ -0.45 \_ FALL \_ 1 days \_ BEFORE \_ G-Me180Ju \_ 29  
 68.00% \_ -0.40 \_ FALL \_ 1 days \_ BEFORE \_ G-Ve150Ju \_ 50  
 72.41% \_ -0.37 \_ FALL \_ 1 days \_ BEFORE \_ G-Ve0Ne \_ 29  
 71.43% \_ -0.36 \_ FALL \_ 1 days \_ BEFORE \_ H-Ve30Ea \_ 28  
 69.14% \_ -0.40 \_ FALL \_ 1 days \_ BEFORE \_ H-Ve30Ne \_ 81  
 71.43% \_ -0.38 \_ FALL \_ 1 days \_ BEFORE \_ H-Ea0Sa \_ 28  
 69.70% \_ -0.63 \_ FALL \_ 3 days \_ BEFORE \_ G-Me90Ju \_ 66  
 70.00% \_ -0.92 \_ FALL \_ 3 days \_ BEFORE \_ G-Ve0PI \_ 30  
 69.70% \_ -0.78 \_ FALL \_ 3 days \_ BEFORE \_ G-Ma150Ur \_ 33  
 75.00% \_ -0.56 \_ FALL \_ 3 days \_ BEFORE \_ G-Ma60Ne \_ 28  
 68.13% \_ -0.53 \_ FALL \_ 3 days \_ BEFORE \_ H-Ve90PI \_ 91  
 71.43% \_ -0.55 \_ FALL \_ 3 days \_ BEFORE \_ H-Ea180Ju \_ 28  
 77.78% \_ -0.51 \_ FALL \_ 3 days \_ BEFORE \_ H-Ea0Sa \_ 27  
 73.33% \_ -0.93 \_ FALL \_ 3 days \_ BEFORE \_ H-Ma90Ur \_ 30  
 74.29% \_ 0.27 \_ RISE \_ 1 days \_ AFTER \_ G-Mo0Me \_ 35  
 69.23% \_ 0.27 \_ RISE \_ 1 days \_ AFTER \_ G-Mo60Su \_ 65  
 74.19% \_ 0.25 \_ RISE \_ 1 days \_ AFTER \_ G-Mo0Ju \_ 31  
 72.22% \_ 0.31 \_ RISE \_ 1 days \_ AFTER \_ G-Mo0Sa \_ 36

75.00% \_ 0.31 \_ RISE \_ 1 days \_ AFTER \_ G-Ve180Ju \_ 28  
 69.05% \_ 0.45 \_ RISE \_ 1 days \_ AFTER \_ H-Ve90Ur \_ 84  
 73.33% \_ 0.92 \_ RISE \_ 3 days \_ AFTER \_ G-Me180Sa \_ 30  
 70.91% \_ 0.70 \_ RISE \_ 3 days \_ AFTER \_ G-Su150PI \_ 55  
 82.14% \_ 0.89 \_ RISE \_ 3 days \_ AFTER \_ H-Ma120PI \_ 28  
 71.79% \_ -0.29 \_ FALL \_ 1 days \_ AFTER \_ G-Mo180Sa \_ 39  
 69.70% \_ -0.32 \_ FALL \_ 1 days \_ AFTER \_ G-Mo180Ur \_ 33  
 67.74% \_ -0.36 \_ FALL \_ 1 days \_ AFTER \_ G-Me120Ur \_ 62  
 73.24% \_ -0.39 \_ FALL \_ 1 days \_ AFTER \_ G-Me30PI \_ 71  
 67.92% \_ -0.40 \_ FALL \_ 1 days \_ AFTER \_ G-Ve150Sa \_ 53  
 68.42% \_ -0.32 \_ FALL \_ 1 days \_ AFTER \_ G-Ve30Ur \_ 57  
 71.93% \_ -0.36 \_ FALL \_ 1 days \_ AFTER \_ G-Ve120Ne \_ 57  
 72.73% \_ -0.37 \_ FALL \_ 1 days \_ AFTER \_ G-Ma120Ur \_ 33  
 71.43% \_ -0.33 \_ FALL \_ 1 days \_ AFTER \_ G-Ma120Ne \_ 28  
 68.67% \_ -0.35 \_ FALL \_ 1 days \_ AFTER \_ H-Me180Ea \_ 83  
 71.19% \_ -0.32 \_ FALL \_ 1 days \_ AFTER \_ H-Ve90Ma \_ 59  
 68.00% \_ -0.38 \_ FALL \_ 1 days \_ AFTER \_ H-Ve60Sa \_ 75  
 68.00% \_ -0.34 \_ FALL \_ 1 days \_ AFTER \_ H-Ea60Ne \_ 50  
 68.75% \_ -0.33 \_ FALL \_ 1 days \_ AFTER \_ H-Ea60PI \_ 48  
 72.00% \_ -0.45 \_ FALL \_ 3 days \_ AFTER \_ G-Me90Ma \_ 50  
 73.97% \_ -0.71 \_ FALL \_ 3 days \_ AFTER \_ G-Me30PI \_ 73  
 71.43% \_ -0.74 \_ FALL \_ 3 days \_ AFTER \_ G-Ma90Sa \_ 28  
 70.97% \_ -0.52 \_ FALL \_ 3 days \_ AFTER \_ G-Ma90Ur \_ 31  
 71.43% \_ -0.84 \_ FALL \_ 3 days \_ AFTER \_ G-Ma120Ne \_ 35  
 70.59% \_ -0.84 \_ FALL \_ 3 days \_ AFTER \_ G-Ma150Ne \_ 34  
 70.97% \_ -0.67 \_ FALL \_ 3 days \_ AFTER \_ H-Ve120Ma \_ 62  
 69.39% \_ -0.50 \_ FALL \_ 3 days \_ AFTER \_ H-Ea150Ju \_ 50  
 74.07% \_ -0.77 \_ FALL \_ 3 days \_ AFTER \_ H-Ma90Ne \_ 27

(P) Phillips Petroleum start Jan-3-1968

77.78% \_ 0.23 \_ RISE \_ 1 days \_ BEFORE \_ G-Ve0Ur \_ 27  
 71.43% \_ 0.19 \_ RISE \_ 1 days \_ BEFORE \_ G-Ma90Sa \_ 28  
 68.97% \_ 0.29 \_ RISE \_ 1 days \_ BEFORE \_ H-Ma120Sa \_ 29  
 75.00% \_ 0.32 \_ RISE \_ 1 days \_ BEFORE \_ H-Ma120Ne \_ 28  
 70.00% \_ 0.37 \_ RISE \_ 3 days \_ BEFORE \_ H-Ma120Sa \_ 30  
 72.41% \_ -0.19 \_ FALL \_ 1 days \_ BEFORE \_ G-Ve180Sa \_ 29  
 68.75% \_ -0.20 \_ FALL \_ 1 days \_ BEFORE \_ G-Ve180Ur \_ 32  
 75.86% \_ -0.29 \_ FALL \_ 1 days \_ BEFORE \_ G-Ma30Ju \_ 29  
 74.07% \_ -0.25 \_ FALL \_ 1 days \_ BEFORE \_ G-Ma150Ju \_ 27  
 72.41% \_ -0.29 \_ FALL \_ 1 days \_ BEFORE \_ G-Ma30Sa \_ 29  
 71.43% \_ -0.19 \_ FALL \_ 1 days \_ BEFORE \_ G-Ma120Ur \_ 35  
 75.47% \_ -0.27 \_ FALL \_ 1 days \_ BEFORE \_ H-Ea60Ur \_ 53  
 79.31% \_ -0.17 \_ FALL \_ 1 days \_ BEFORE \_ H-Ma90Ur \_ 29

79.31% \_ -0.49 \_ FALL \_ 3 days \_ BEFORE \_ G-Su30Ma \_ 29  
 75.00% \_ -0.56 \_ FALL \_ 3 days \_ BEFORE \_ H-Ea150Ma \_ 28  
 73.33% \_ -0.30 \_ FALL \_ 3 days \_ BEFORE \_ H-Ea0PI \_ 30  
 74.07% \_ 0.28 \_ RISE \_ 1 days \_ AFTER \_ G-Ve0Ur \_ 27  
 74.07% \_ 0.29 \_ RISE \_ 1 days \_ AFTER \_ G-Ma90Ju \_ 27  
 69.23% \_ 0.24 \_ RISE \_ 1 days \_ AFTER \_ H-Ea150PI \_ 52  
 75.00% \_ 0.36 \_ RISE \_ 1 days \_ AFTER \_ H-Ma60Ur \_ 28  
 71.43% \_ 0.53 \_ RISE \_ 3 days \_ AFTER \_ G-Ma90Ju \_ 28  
 72.73% \_ 0.53 \_ RISE \_ 3 days \_ AFTER \_ H-Ea30Ju \_ 55  
 80.00% \_ 0.36 \_ RISE \_ 3 days \_ AFTER \_ H-Ea180Ju \_ 25  
 72.41% \_ 0.52 \_ RISE \_ 3 days \_ AFTER \_ H-Ma60Ur \_ 29  
 80.00% \_ 0.80 \_ RISE \_ 10 days \_ AFTER \_ H-Ma30Ju \_ 25  
 71.43% \_ -0.54 \_ FALL \_ 1 days \_ AFTER \_ G-Mo0Ve \_ 35  
 67.92% \_ -0.26 \_ FALL \_ 1 days \_ AFTER \_ G-Ve120Ur \_ 53  
 70.59% \_ -0.33 \_ FALL \_ 1 days \_ AFTER \_ G-Su60PI \_ 51  
 67.74% \_ -0.42 \_ FALL \_ 1 days \_ AFTER \_ G-Ma120Ne \_ 31  
 78.57% \_ -0.35 \_ FALL \_ 3 days \_ AFTER \_ H-Ea180PI \_ 28  
 70.97% \_ -0.41 \_ FALL \_ 3 days \_ AFTER \_ H-Ma90Sa \_ 31

(PAYX) Paychex start Aug-26-1983

69.05% \_ 0.29 \_ RISE \_ 3 days \_ BEFORE \_ G-Me60Ju \_ 42  
 68.97% \_ 0.38 \_ RISE \_ 3 days \_ BEFORE \_ H-Ea120Ne \_ 29  
 81.82% \_ 0.50 \_ RISE \_ 10 days \_ BEFORE \_ H-Ve30Ma \_ 33  
 83.33% \_ 0.55 \_ RISE \_ 10 days \_ BEFORE \_ H-Ve180Sa \_ 24  
 74.19% \_ -0.13 \_ FALL \_ 1 days \_ BEFORE \_ G-Me120Sa \_ 31  
 68.97% \_ -0.16 \_ FALL \_ 1 days \_ BEFORE \_ G-Su90Sa \_ 29  
 68.97% \_ -0.25 \_ FALL \_ 1 days \_ BEFORE \_ G-Su90Ne \_ 29  
 68.89% \_ -0.24 \_ FALL \_ 1 days \_ BEFORE \_ H-Ve90Ne \_ 45  
 70.27% \_ 0.84 \_ RISE \_ 1 days \_ AFTER \_ G-Mo180Ve \_ 37  
 71.43% \_ 0.15 \_ RISE \_ 1 days \_ AFTER \_ H-Ea90Ur \_ 28  
 82.86% \_ 0.20 \_ RISE \_ 3 days \_ AFTER \_ G-Me60Ve \_ 35  
 69.70% \_ 0.30 \_ RISE \_ 3 days \_ AFTER \_ G-Me120Ur \_ 33  
 71.43% \_ 0.28 \_ RISE \_ 3 days \_ AFTER \_ G-Me120PI \_ 28  
 71.88% \_ 0.45 \_ RISE \_ 3 days \_ AFTER \_ G-Me150PI \_ 32  
 84.00% \_ 0.29 \_ RISE \_ 3 days \_ AFTER \_ G-Su60Ju \_ 25  
 68.97% \_ 0.36 \_ RISE \_ 3 days \_ AFTER \_ G-Su60PI \_ 29  
 80.77% \_ 0.60 \_ RISE \_ 10 days \_ AFTER \_ G-Su90PI \_ 26  
 67.57% \_ -0.15 \_ FALL \_ 1 days \_ AFTER \_ G-Me60PI \_ 37  
 75.00% \_ -0.13 \_ FALL \_ 1 days \_ AFTER \_ G-Ve30Su \_ 28  
 82.76% \_ -0.22 \_ FALL \_ 1 days \_ AFTER \_ G-Ve60Ne \_ 29  
 67.39% \_ -0.13 \_ FALL \_ 1 days \_ AFTER \_ H-Ve90PI \_ 46  
 68.97% \_ -0.92 \_ FALL \_ 3 days \_ AFTER \_ G-Ve60Sa \_ 29  
 68.97% \_ -0.48 \_ FALL \_ 3 days \_ AFTER \_ G-Su120Sa \_ 29

## (PBI) Pitney Bowes start Jan-3-1968

67.95% \_ 0.55 \_ RISE \_ 1 days \_ BEFORE \_ G-Mo60Me \_ 78  
 67.50% \_ 0.56 \_ RISE \_ 1 days \_ BEFORE \_ G-Mo0PI \_ 40  
 73.33% \_ 0.17 \_ RISE \_ 1 days \_ BEFORE \_ G-Me180Sa \_ 30  
 71.43% \_ 0.12 \_ RISE \_ 1 days \_ BEFORE \_ G-Ma30Ju \_ 28  
 74.07% \_ 0.11 \_ RISE \_ 1 days \_ BEFORE \_ H-Ma60Ne \_ 27  
 70.00% \_ 0.23 \_ RISE \_ 1 days \_ BEFORE \_ H-Ma120Ne \_ 30  
 69.09% \_ 0.23 \_ RISE \_ 3 days \_ BEFORE \_ G-Su120Ju \_ 55  
 69.09% \_ 0.22 \_ RISE \_ 3 days \_ BEFORE \_ H-Ea150PI \_ 55  
 71.88% \_ 0.28 \_ RISE \_ 3 days \_ BEFORE \_ H-Ma90PI \_ 32  
 68.97% \_ -0.15 \_ FALL \_ 1 days \_ BEFORE \_ H-Ma60Ur \_ 29  
 74.36% \_ 0.73 \_ RISE \_ 1 days \_ AFTER \_ G-Mo0Ju \_ 39  
 68.75% \_ 0.56 \_ RISE \_ 1 days \_ AFTER \_ G-Mo60PI \_ 80  
 68.97% \_ 0.19 \_ RISE \_ 1 days \_ AFTER \_ G-Ve0Ma \_ 29  
 75.00% \_ 0.19 \_ RISE \_ 1 days \_ AFTER \_ G-Ve180Sa \_ 28  
 74.51% \_ 0.09 \_ RISE \_ 1 days \_ AFTER \_ G-Su30Ne \_ 51  
 70.00% \_ 0.24 \_ RISE \_ 1 days \_ AFTER \_ G-Ma120Sa \_ 30  
 76.74% \_ 0.15 \_ RISE \_ 1 days \_ AFTER \_ H-Ve180Ur \_ 43  
 68.75% \_ 0.13 \_ RISE \_ 1 days \_ AFTER \_ H-Ea60Sa \_ 48  
 68.42% \_ 0.19 \_ RISE \_ 1 days \_ AFTER \_ H-Ea120Ur \_ 57  
 70.00% \_ 0.13 \_ RISE \_ 1 days \_ AFTER \_ H-Ma120PI \_ 30  
 68.18% \_ 0.25 \_ RISE \_ 3 days \_ AFTER \_ G-Me0Ma \_ 44  
 70.00% \_ 0.23 \_ RISE \_ 3 days \_ AFTER \_ G-Me180Ne \_ 30  
 74.14% \_ 0.15 \_ RISE \_ 3 days \_ AFTER \_ G-Su60Ne \_ 58  
 68.97% \_ 0.21 \_ RISE \_ 3 days \_ AFTER \_ H-Ea0Ur \_ 29  
 71.43% \_ 0.22 \_ RISE \_ 3 days \_ AFTER \_ H-Ea180PI \_ 28  
 70.00% \_ 0.26 \_ RISE \_ 3 days \_ AFTER \_ H-Ma60Ur \_ 30  
 67.74% \_ -0.19 \_ FALL \_ 1 days \_ AFTER \_ G-Ma150Ur \_ 31  
 80.00% \_ -0.10 \_ FALL \_ 1 days \_ AFTER \_ G-Ma30Ne \_ 25  
 71.43% \_ -0.46 \_ FALL \_ 3 days \_ AFTER \_ G-Ve0Ju \_ 28  
 69.70% \_ -0.20 \_ FALL \_ 3 days \_ AFTER \_ G-Ma120Ne \_ 33

## (PBY) Pep Boys start Jan-3-1968

67.74% \_ -0.18 \_ FALL \_ 1 days \_ BEFORE \_ G-Ma150Ur \_ 31  
 69.14% \_ -0.12 \_ FALL \_ 1 days \_ BEFORE \_ H-Ve150Ne \_ 81  
 73.91% \_ -0.15 \_ FALL \_ 1 days \_ BEFORE \_ H-Ea30PI \_ 46  
 71.43% \_ -0.10 \_ FALL \_ 1 days \_ BEFORE \_ H-Ma120Sa \_ 28  
 68.57% \_ -0.32 \_ FALL \_ 3 days \_ BEFORE \_ G-Ma150Sa \_ 35  
 68.75% \_ -0.23 \_ FALL \_ 3 days \_ BEFORE \_ G-Ma120Ne \_ 32  
 68.85% \_ -0.21 \_ FALL \_ 3 days \_ BEFORE \_ H-Ve30Ma \_ 61  
 69.39% \_ 0.12 \_ RISE \_ 1 days \_ AFTER \_ G-Ve30PI \_ 49  
 69.81% \_ 0.14 \_ RISE \_ 1 days \_ AFTER \_ G-Ve120PI \_ 54

68.89% \_ 0.32 \_ RISE \_ 1 days \_ AFTER \_ H-Ea120Ur \_ 45  
 68.09% \_ 0.28 \_ RISE \_ 3 days \_ AFTER \_ G-Su90Ju \_ 47  
 71.05% \_ -0.40 \_ FALL \_ 1 days \_ AFTER \_ G-Mo0Ve \_ 38  
 68.42% \_ -0.32 \_ FALL \_ 1 days \_ AFTER \_ G-Mo180Ma \_ 38  
 76.60% \_ -0.18 \_ FALL \_ 1 days \_ AFTER \_ G-Ve30Ju \_ 47  
 81.25% \_ -0.20 \_ FALL \_ 1 days \_ AFTER \_ G-Ve60Sa \_ 48  
 69.39% \_ -0.09 \_ FALL \_ 1 days \_ AFTER \_ G-Ve150Ne \_ 49  
 68.89% \_ -0.17 \_ FALL \_ 1 days \_ AFTER \_ G-Su30Ur \_ 45  
 73.33% \_ -0.10 \_ FALL \_ 1 days \_ AFTER \_ G-Ma60Ju \_ 30  
 75.86% \_ -0.13 \_ FALL \_ 1 days \_ AFTER \_ H-Ve150Ea \_ 29  
 71.15% \_ -0.16 \_ FALL \_ 1 days \_ AFTER \_ H-Ve90Ma \_ 52  
 71.74% \_ -0.13 \_ FALL \_ 1 days \_ AFTER \_ H-Ea30Ur \_ 46  
 71.88% \_ -0.35 \_ FALL \_ 3 days \_ AFTER \_ G-Ma120Ne \_ 32  
 68.69% \_ -0.20 \_ FALL \_ 3 days \_ AFTER \_ H-Me0Ma \_ 99  
 69.35% \_ -0.28 \_ FALL \_ 3 days \_ AFTER \_ H-Ve90Ma \_ 62  
 69.77% \_ -0.22 \_ FALL \_ 3 days \_ AFTER \_ H-Ve30Ju \_ 86  
 71.15% \_ -0.34 \_ FALL \_ 3 days \_ AFTER \_ H-Ea120Ne \_ 52

## (PCAR) PACCAR Inc.start Feb-7-1972

70.73% \_ 0.41 \_ RISE \_ 1 days \_ BEFORE \_ G-Ve60Ne \_ 41  
 67.44% \_ 0.39 \_ RISE \_ 1 days \_ BEFORE \_ G-Su60PI \_ 43  
 77.14% \_ 0.90 \_ RISE \_ 3 days \_ BEFORE \_ G-Ve90Ma \_ 35  
 71.43% \_ 0.67 \_ RISE \_ 3 days \_ BEFORE \_ G-Ma30Ju \_ 28  
 67.50% \_ -1.07 \_ FALL \_ 1 days \_ BEFORE \_ G-Mo0Ju \_ 40  
 72.92% \_ -0.45 \_ FALL \_ 1 days \_ BEFORE \_ G-Su90Ne \_ 48  
 74.29% \_ 0.99 \_ RISE \_ 1 days \_ AFTER \_ G-Mo180Ve \_ 35  
 69.44% \_ 1.43 \_ RISE \_ 1 days \_ AFTER \_ G-Mo0Ma \_ 36  
 67.74% \_ 0.39 \_ RISE \_ 1 days \_ AFTER \_ G-Me30Ma \_ 62  
 80.65% \_ 0.46 \_ RISE \_ 1 days \_ AFTER \_ G-Ve90Ma \_ 31  
 71.79% \_ 0.50 \_ RISE \_ 1 days \_ AFTER \_ G-Ve60Ur \_ 39  
 74.36% \_ 0.34 \_ RISE \_ 1 days \_ AFTER \_ G-Ve90Ne \_ 39  
 69.23% \_ 0.56 \_ RISE \_ 1 days \_ AFTER \_ G-Su60Ne \_ 39  
 67.44% \_ 0.53 \_ RISE \_ 1 days \_ AFTER \_ G-Su60PI \_ 43  
 80.77% \_ 0.36 \_ RISE \_ 1 days \_ AFTER \_ H-Ve180Ma \_ 26  
 78.57% \_ 0.64 \_ RISE \_ 3 days \_ AFTER \_ G-Me180Sa \_ 28  
 70.18% \_ 0.60 \_ RISE \_ 3 days \_ AFTER \_ G-Me90Ur \_ 57  
 78.12% \_ 1.22 \_ RISE \_ 3 days \_ AFTER \_ G-Me0Ne \_ 32  
 74.00% \_ 0.72 \_ RISE \_ 3 days \_ AFTER \_ G-Ve150PI \_ 50  
 71.43% \_ 0.80 \_ RISE \_ 3 days \_ AFTER \_ H-Ve60Ea \_ 28  
 81.48% \_ 0.73 \_ RISE \_ 3 days \_ AFTER \_ H-Ve180Ma \_ 27  
 76.74% \_ 0.63 \_ RISE \_ 3 days \_ AFTER \_ H-Ea120Sa \_ 44  
 82.76% \_ 1.24 \_ RISE \_ 10 days \_ AFTER \_ H-Ve180Ma \_ 29  
 67.57% \_ -1.09 \_ FALL \_ 1 days \_ AFTER \_ G-Mo0Su \_ 37

67.44% -0.29 FALL 1 days AFTER G-Me150Sa 43  
 67.44% -0.44 FALL 1 days AFTER G-Ve90Ju 43  
 78.57% -0.34 FALL 1 days AFTER G-Ve120Ne 42

(PCG) PG&E Corp start Jan-3-1968

67.57% 0.34 RISE 1 days BEFORE G-Mo0Me 37  
 71.01% 0.26 RISE 1 days BEFORE G-Mo90Ne 69  
 79.31% 0.23 RISE 1 days BEFORE G-Me180Sa 29  
 68.97% 0.15 RISE 1 days BEFORE G-Ve0Ne 29  
 72.73% 0.36 RISE 3 days BEFORE G-Me180Sa 33  
 80.77% 0.33 RISE 3 days BEFORE G-Su150Ma 26  
 71.43% 0.18 RISE 3 days BEFORE G-Ma60Ne 28  
 68.97% 0.32 RISE 3 days BEFORE H-Ma60Ne 29  
 70.00% 0.27 RISE 3 days BEFORE H-Ma90Ne 30  
 67.57% -0.26 FALL 1 days BEFORE G-Mo180Ju 37  
 67.86% -0.17 FALL 1 days BEFORE G-Me120Ur 56  
 67.86% -0.23 FALL 1 days BEFORE H-Ve60Ma 56  
 84.00% -0.19 FALL 1 days BEFORE H-Ea0Ne 25  
 68.97% -0.48 FALL 3 days BEFORE H-Ea150Ma 29  
 67.57% 0.33 RISE 1 days AFTER G-Mo180Ma 37  
 67.16% 0.21 RISE 1 days AFTER G-Me0Ve 67  
 68.09% 0.23 RISE 1 days AFTER G-Ve120Ju 47  
 71.11% 0.21 RISE 1 days AFTER G-Ve30PI 45  
 73.33% 0.18 RISE 1 days AFTER G-Ma30PI 30  
 74.07% 0.25 RISE 1 days AFTER G-Ma60PI 27  
 89.19% 0.23 RISE 1 days AFTER H-Ve180PI 37  
 71.79% 0.22 RISE 1 days AFTER H-Ea120Ju 39  
 72.58% 0.36 RISE 3 days AFTER G-Me0Ve 62  
 71.43% 0.42 RISE 3 days AFTER G-Ve0Ur 28  
 68.97% 0.26 RISE 3 days AFTER G-Ve0Ne 29  
 68.52% 0.34 RISE 3 days AFTER G-Ve60PI 54  
 75.00% 0.30 RISE 3 days AFTER G-Ve90PI 52  
 69.23% 0.25 RISE 3 days AFTER G-Su30Ur 52  
 70.00% 0.34 RISE 3 days AFTER G-Ma60PI 30  
 70.59% 0.24 RISE 3 days AFTER H-Ve30Ea 34  
 68.63% 0.33 RISE 3 days AFTER H-Ea150Sa 51  
 73.47% 0.28 RISE 3 days AFTER H-Ea90Ne 49  
 76.92% 0.25 RISE 3 days AFTER H-Ea180Ne 26  
 68.00% 0.32 RISE 3 days AFTER H-Ea90PI 51  
 67.14% -0.31 FALL 1 days AFTER G-Mo120Sa 70  
 73.68% -0.21 FALL 1 days AFTER G-Me90Ma 38  
 70.00% -0.21 FALL 1 days AFTER G-Me60Sa 60

(PCH) Potlatch start Dec-6-1969

72.22% 0.31 RISE 1 days BEFORE G-Me0Sa 36  
 67.53% 0.35 RISE 1 days BEFORE G-Me30PI 77  
 67.74% 0.35 RISE 1 days BEFORE G-Ma150PI 31  
 67.50% 0.33 RISE 1 days BEFORE H-Ve60Ur 80  
 69.81% -0.40 FALL 1 days BEFORE G-Me150Ju 53  
 67.65% -0.38 FALL 1 days BEFORE G-Me0PI 34  
 68.63% -0.33 FALL 1 days BEFORE G-Su150Ju 51  
 72.41% -0.39 FALL 3 days BEFORE H-Ea180Ur 29  
 68.09% 0.29 RISE 1 days AFTER G-Su30Ur 47  
 82.76% 0.46 RISE 3 days AFTER G-Me180Ju 29  
 69.81% 0.53 RISE 3 days AFTER G-Ve150PI 53  
 72.41% 0.65 RISE 3 days AFTER H-Ma30Ne 29  
 67.92% -0.36 FALL 1 days AFTER G-Me150Ju 53  
 71.43% -0.33 FALL 1 days AFTER G-Ma60Sa 28  
 70.00% -0.61 FALL 3 days AFTER G-Ma120PI 30

(PCS) Sprint Corp. PCS Grp. start Nov-25-1998

NONE

(PD) Phelps Dodge start Jan-3-1968

67.74% 0.46 RISE 1 days BEFORE G-Ve180Ur 31  
 70.59% 0.30 RISE 1 days BEFORE H-Ve180Ma 34  
 70.97% 0.84 RISE 3 days BEFORE G-Ma30Ne 31  
 71.43% -0.52 FALL 1 days BEFORE G-Me90Ju 63  
 67.19% -0.49 FALL 1 days BEFORE G-Me150Ju 64  
 70.00% -0.27 FALL 1 days BEFORE G-Me180Ur 30  
 77.78% -0.38 FALL 1 days BEFORE G-Ma30Ju 27  
 68.75% -0.37 FALL 1 days BEFORE G-Ma150Sa 32  
 70.00% -0.58 FALL 1 days BEFORE G-Ma30PI 30  
 75.00% -0.34 FALL 1 days BEFORE H-Ve150Ea 36  
 71.43% -0.31 FALL 1 days BEFORE H-Ma30Ur 28  
 67.74% -0.57 FALL 1 days BEFORE H-Ma90Ur 31  
 70.00% -0.62 FALL 3 days BEFORE H-Ma120Sa 30  
 68.75% 0.43 RISE 1 days AFTER G-Me180Sa 32  
 67.74% 0.23 RISE 1 days AFTER G-Ve120Ma 31  
 70.00% 0.39 RISE 1 days AFTER H-Ma150Sa 30  
 76.67% 0.39 RISE 1 days AFTER H-Ma60Ur 30  
 69.79% 0.75 RISE 3 days AFTER H-Ve90Ne 96  
 68.75% 0.86 RISE 3 days AFTER H-Ve180Ne 48  
 69.44% -0.79 FALL 1 days AFTER G-Mo180Me 36  
 70.97% -0.42 FALL 1 days AFTER G-Ma30Ur 31

77.78% \_ -0.36 \_ FALL \_ 1 days \_ AFTER \_ H-Ea0PI \_ 27  
 72.41% \_ -0.47 \_ FALL \_ 1 days \_ AFTER \_ H-Ma150Ne \_ 29  
 73.33% \_ -0.80 \_ FALL \_ 3 days \_ AFTER \_ G-Ma120Ju \_ 30  
 70.59% \_ -0.78 \_ FALL \_ 3 days \_ AFTER \_ G-Ma120Ur \_ 34  
 75.00% \_ -0.54 \_ FALL \_ 3 days \_ AFTER \_ H-Ea0Ju \_ 28

(PDG) Placer Dome start Aug-14-1987

67.65% \_ 0.39 \_ RISE \_ 1 days \_ BEFORE \_ H-Me180Ea \_ 34  
 67.74% \_ 0.35 \_ RISE \_ 1 days \_ BEFORE \_ H-Ve90PI \_ 31  
 69.44% \_ -0.49 \_ FALL \_ 1 days \_ BEFORE \_ G-Mo0Me \_ 36  
 67.61% \_ -0.40 \_ FALL \_ 1 days \_ BEFORE \_ G-Mo60Ve \_ 71  
 67.57% \_ -0.43 \_ FALL \_ 1 days \_ BEFORE \_ G-Mo0Sa \_ 37  
 74.19% \_ -0.41 \_ FALL \_ 1 days \_ BEFORE \_ H-Ve150Ju \_ 31  
 68.42% \_ -0.54 \_ FALL \_ 3 days \_ BEFORE \_ H-Me0Ur \_ 38  
 70.00% \_ 0.70 \_ RISE \_ 3 days \_ AFTER \_ H-Me0PI \_ 40  
 70.97% \_ 0.53 \_ RISE \_ 3 days \_ AFTER \_ H-Ve120Ju \_ 31  
 67.12% \_ -0.32 \_ FALL \_ 1 days \_ AFTER \_ G-Mo60Ma \_ 74  
 78.57% \_ -0.37 \_ FALL \_ 1 days \_ AFTER \_ G-Me60Ju \_ 28  
 68.63% \_ -0.32 \_ FALL \_ 1 days \_ AFTER \_ H-Me30Ve \_ 51  
 74.14% \_ -0.28 \_ FALL \_ 1 days \_ AFTER \_ H-Me60Ea \_ 58  
 69.70% \_ -0.51 \_ FALL \_ 3 days \_ AFTER \_ G-Me60Ju \_ 33  
 70.59% \_ -0.59 \_ FALL \_ 3 days \_ AFTER \_ H-Me180Ea \_ 34  
 75.00% \_ -0.50 \_ FALL \_ 3 days \_ AFTER \_ H-Me180Ma \_ 36  
 73.17% \_ -0.49 \_ FALL \_ 3 days \_ AFTER \_ H-Me0Ne \_ 41  
 73.33% \_ -0.57 \_ FALL \_ 3 days \_ AFTER \_ H-Ve150PI \_ 30

(PE) PECO Energy start Jan-3-1968

68.75% \_ 0.33 \_ RISE \_ 1 days \_ BEFORE \_ G-Mo0Me \_ 32  
 74.07% \_ 0.32 \_ RISE \_ 1 days \_ BEFORE \_ G-Ma90Ur \_ 27  
 76.92% \_ 0.25 \_ RISE \_ 1 days \_ BEFORE \_ H-Ma150Ur \_ 26  
 70.00% \_ 0.36 \_ RISE \_ 3 days \_ BEFORE \_ G-Me180Ur \_ 30  
 73.33% \_ -0.40 \_ FALL \_ 3 days \_ BEFORE \_ G-Su120PI \_ 45  
 71.21% \_ 0.36 \_ RISE \_ 1 days \_ AFTER \_ G-Mo60Ve \_ 66  
 68.57% \_ 0.31 \_ RISE \_ 1 days \_ AFTER \_ G-Mo0Sa \_ 35  
 78.05% \_ 0.25 \_ RISE \_ 1 days \_ AFTER \_ G-Ve60Ur \_ 41  
 69.77% \_ 0.25 \_ RISE \_ 1 days \_ AFTER \_ G-Ve150Ne \_ 43  
 71.74% \_ 0.24 \_ RISE \_ 1 days \_ AFTER \_ G-Ve30PI \_ 46  
 71.74% \_ 0.23 \_ RISE \_ 1 days \_ AFTER \_ G-Su30Ne \_ 46  
 73.81% \_ 0.20 \_ RISE \_ 1 days \_ AFTER \_ G-Su30PI \_ 42  
 67.12% \_ 0.23 \_ RISE \_ 1 days \_ AFTER \_ H-Ve60PI \_ 73  
 68.29% \_ 0.27 \_ RISE \_ 1 days \_ AFTER \_ H-Ea90Ur \_ 41  
 76.32% \_ 0.23 \_ RISE \_ 1 days \_ AFTER \_ H-Ea150Ur \_ 38  
 72.50% \_ 0.23 \_ RISE \_ 1 days \_ AFTER \_ H-Ea150PI \_ 40

76.92% \_ 0.40 \_ RISE \_ 3 days \_ AFTER \_ H-Ea30Ju \_ 39  
 69.57% \_ 0.38 \_ RISE \_ 3 days \_ AFTER \_ H-Ea90Ur \_ 46  
 77.50% \_ -0.23 \_ FALL \_ 1 days \_ AFTER \_ G-Me90Ma \_ 40  
 68.00% \_ -0.21 \_ FALL \_ 1 days \_ AFTER \_ G-Me150Ur \_ 50  
 82.05% \_ -0.30 \_ FALL \_ 3 days \_ AFTER \_ G-Me90Ma \_ 39  
 72.83% \_ -0.46 \_ FALL \_ 3 days \_ AFTER \_ H-Me0Sa \_ 92  
 69.23% \_ -0.32 \_ FALL \_ 3 days \_ AFTER \_ H-Ve0Ur \_ 39

(PEG) Public Service Enterprise start Jan-3-68

68.63% \_ 0.28 \_ RISE \_ 1 days \_ BEFORE \_ G-Ve90Sa \_ 51  
 71.88% \_ 0.24 \_ RISE \_ 1 days \_ BEFORE \_ G-Ve0PI \_ 32  
 68.09% \_ 0.26 \_ RISE \_ 1 days \_ BEFORE \_ G-Su150Ne \_ 47  
 72.41% \_ 0.20 \_ RISE \_ 1 days \_ BEFORE \_ G-Ma60Ju \_ 29  
 74.07% \_ 0.23 \_ RISE \_ 1 days \_ BEFORE \_ G-Ma90Ur \_ 27  
 69.81% \_ 0.28 \_ RISE \_ 3 days \_ BEFORE \_ H-Ea150Ju \_ 53  
 68.75% \_ 0.33 \_ RISE \_ 3 days \_ BEFORE \_ H-Ma60Ne \_ 32  
 67.16% \_ -0.24 \_ FALL \_ 1 days \_ BEFORE \_ G-Me120Ju \_ 67  
 67.74% \_ -0.21 \_ FALL \_ 1 days \_ BEFORE \_ G-Me0Ur \_ 31  
 77.78% \_ -0.19 \_ FALL \_ 1 days \_ BEFORE \_ G-Ma150Ur \_ 27  
 71.74% \_ -0.40 \_ FALL \_ 3 days \_ BEFORE \_ H-Ve0PI \_ 46  
 70.97% \_ 0.24 \_ RISE \_ 1 days \_ AFTER \_ G-Mo180Ve \_ 31  
 72.97% \_ 0.31 \_ RISE \_ 1 days \_ AFTER \_ G-Mo180PI \_ 37  
 76.92% \_ 0.27 \_ RISE \_ 1 days \_ AFTER \_ G-Me180Sa \_ 26  
 74.19% \_ 0.20 \_ RISE \_ 1 days \_ AFTER \_ G-Ve120Ma \_ 31  
 67.44% \_ 0.29 \_ RISE \_ 1 days \_ AFTER \_ G-Ve120Ju \_ 43  
 86.96% \_ 0.23 \_ RISE \_ 1 days \_ AFTER \_ G-Ma90Ju \_ 23  
 67.74% \_ 0.29 \_ RISE \_ 1 days \_ AFTER \_ G-Ma150Ne \_ 31  
 71.43% \_ 0.19 \_ RISE \_ 1 days \_ AFTER \_ H-Ve30Ea \_ 28  
 78.05% \_ 0.19 \_ RISE \_ 1 days \_ AFTER \_ H-Ea60Ju \_ 41  
 72.34% \_ 0.19 \_ RISE \_ 1 days \_ AFTER \_ H-Ea30PI \_ 47  
 72.73% \_ 0.38 \_ RISE \_ 3 days \_ AFTER \_ G-Me120Ma \_ 33  
 72.73% \_ 0.48 \_ RISE \_ 3 days \_ AFTER \_ G-Me180Sa \_ 33  
 74.07% \_ 0.35 \_ RISE \_ 3 days \_ AFTER \_ G-Ma30Ju \_ 27  
 78.26% \_ 0.44 \_ RISE \_ 3 days \_ AFTER \_ H-Ea150Sa \_ 46  
 84.62% \_ 0.32 \_ RISE \_ 3 days \_ AFTER \_ H-Ma30Ur \_ 26  
 70.59% \_ -0.25 \_ FALL \_ 1 days \_ AFTER \_ G-Ve90Ur \_ 51  
 72.34% \_ -0.37 \_ FALL \_ 3 days \_ AFTER \_ G-Su120Sa \_ 47  
 68.75% \_ -0.39 \_ FALL \_ 3 days \_ AFTER \_ G-Ma60Ju \_ 32  
 72.41% \_ -0.33 \_ FALL \_ 3 days \_ AFTER \_ H-Ma150Ne \_ 29

(PEP) PepsiCo Inc start Jan-3-1968

75.68% \_ 0.36 \_ RISE \_ 1 days \_ BEFORE \_ G-Mo0Ve \_ 37  
 72.97% \_ 0.50 \_ RISE \_ 1 days \_ BEFORE \_ G-Mo0Su \_ 37

68.42% \_ 0.75 \_ RISE \_ 1 days \_ BEFORE \_ G-Mo180Ur \_ 38  
 69.05% \_ 0.53 \_ RISE \_ 1 days \_ BEFORE \_ G-Mo150Ne \_ 84  
 68.97% \_ 0.12 \_ RISE \_ 1 days \_ BEFORE \_ G-Me180Ur \_ 29  
 68.75% \_ 0.11 \_ RISE \_ 1 days \_ BEFORE \_ G-Me180PI \_ 32  
 71.88% \_ 0.13 \_ RISE \_ 1 days \_ BEFORE \_ H-Ve180Ma \_ 32  
 75.00% \_ 0.17 \_ RISE \_ 3 days \_ BEFORE \_ G-Me150Ma \_ 28  
 70.69% \_ 0.24 \_ RISE \_ 3 days \_ BEFORE \_ G-Ve90Ju \_ 58  
 68.75% \_ 0.27 \_ RISE \_ 3 days \_ BEFORE \_ G-Ma30Sa \_ 32  
 80.65% \_ 0.15 \_ RISE \_ 3 days \_ BEFORE \_ H-Ma60Ne \_ 31  
 71.43% \_ -0.16 \_ FALL \_ 1 days \_ BEFORE \_ H-Ea0Ne \_ 28  
 75.86% \_ -0.22 \_ FALL \_ 3 days \_ BEFORE \_ G-Ve180Ju \_ 29  
 67.57% \_ 0.57 \_ RISE \_ 1 days \_ AFTER \_ G-Mo0Ve \_ 37  
 70.59% \_ 0.10 \_ RISE \_ 1 days \_ AFTER \_ G-Ve120Ma \_ 34  
 70.37% \_ 0.13 \_ RISE \_ 1 days \_ AFTER \_ H-Ea90Ur \_ 54  
 74.07% \_ 0.09 \_ RISE \_ 1 days \_ AFTER \_ H-Ea180Ur \_ 27  
 71.43% \_ 0.08 \_ RISE \_ 1 days \_ AFTER \_ H-Ma60Ne \_ 28  
 68.42% \_ 0.23 \_ RISE \_ 3 days \_ AFTER \_ G-Me120Ma \_ 38  
 70.00% \_ 0.17 \_ RISE \_ 3 days \_ AFTER \_ G-Ma90Ur \_ 30  
 75.86% \_ 0.14 \_ RISE \_ 3 days \_ AFTER \_ H-Ea0Ur \_ 29  
 71.43% \_ -0.12 \_ FALL \_ 1 days \_ AFTER \_ H-Ea180Sa \_ 28  
 72.41% \_ -0.22 \_ FALL \_ 1 days \_ AFTER \_ H-Ma90Sa \_ 29  
 68.97% \_ -0.50 \_ FALL \_ 3 days \_ AFTER \_ G-Ma90Sa \_ 29

(PFE) Pfizer Inc start Jan-3-1968

75.00% \_ 0.32 \_ RISE \_ 1 days \_ BEFORE \_ G-Me180PI \_ 32  
 68.75% \_ 0.13 \_ RISE \_ 1 days \_ BEFORE \_ G-Ve180Ur \_ 32  
 70.00% \_ 0.15 \_ RISE \_ 1 days \_ BEFORE \_ H-Ma60Ne \_ 30  
 71.88% \_ 0.30 \_ RISE \_ 3 days \_ BEFORE \_ G-Me180PI \_ 32  
 73.33% \_ 0.35 \_ RISE \_ 3 days \_ BEFORE \_ G-Ma90Sa \_ 30  
 71.43% \_ 0.47 \_ RISE \_ 3 days \_ BEFORE \_ G-Ma120Sa \_ 28  
 70.21% \_ 0.70 \_ RISE \_ 3 days \_ BEFORE \_ H-Ve0Ju \_ 47  
 75.00% \_ 0.19 \_ RISE \_ 3 days \_ BEFORE \_ H-Ma60PI \_ 32  
 68.97% \_ 0.33 \_ RISE \_ 3 days \_ BEFORE \_ H-Ma90PI \_ 29  
 70.97% \_ -0.31 \_ FALL \_ 1 days \_ BEFORE \_ G-Ma30Sa \_ 31  
 67.24% \_ -0.17 \_ FALL \_ 1 days \_ BEFORE \_ H-Ea60Ne \_ 58  
 68.97% \_ -0.83 \_ FALL \_ 3 days \_ BEFORE \_ G-Ve0Ma \_ 29  
 68.57% \_ -0.48 \_ FALL \_ 3 days \_ BEFORE \_ G-Ma60PI \_ 35  
 68.42% \_ 1.48 \_ RISE \_ 1 days \_ AFTER \_ G-Mo180Ve \_ 38  
 67.65% \_ 0.22 \_ RISE \_ 1 days \_ AFTER \_ G-Ve120Ma \_ 34  
 71.93% \_ 0.26 \_ RISE \_ 1 days \_ AFTER \_ G-Su90Ne \_ 57  
 68.57% \_ 0.15 \_ RISE \_ 1 days \_ AFTER \_ H-Me0Ve \_ 70  
 74.07% \_ 0.67 \_ RISE \_ 3 days \_ AFTER \_ H-Ea120Ma \_ 27  
 70.00% \_ 0.27 \_ RISE \_ 3 days \_ AFTER \_ H-Ma30Ne \_ 30

68.97% \_ 0.38 \_ RISE \_ 3 days \_ AFTER \_ H-Ma120PI \_ 29  
 71.43% \_ -0.25 \_ FALL \_ 1 days \_ AFTER \_ H-Ea0Ju \_ 28  
 81.48% \_ -0.27 \_ FALL \_ 3 days \_ AFTER \_ G-Su150Ma \_ 27  
 70.97% \_ -0.15 \_ FALL \_ 3 days \_ AFTER \_ H-Ma90Sa \_ 31

(PG) Procter & Gamble start Jan-3-1968

73.53% \_ 0.13 \_ RISE \_ 1 days \_ BEFORE \_ G-Me180Sa \_ 34  
 67.65% \_ 0.11 \_ RISE \_ 1 days \_ BEFORE \_ G-Me180PI \_ 34  
 75.00% \_ 0.11 \_ RISE \_ 1 days \_ BEFORE \_ G-Ma90Ju \_ 28  
 69.70% \_ 0.09 \_ RISE \_ 1 days \_ BEFORE \_ G-Ma120PI \_ 33  
 67.65% \_ 0.30 \_ RISE \_ 1 days \_ BEFORE \_ G-Ma150PI \_ 34  
 70.00% \_ 0.44 \_ RISE \_ 3 days \_ BEFORE \_ G-Ma90Sa \_ 30  
 71.88% \_ 0.22 \_ RISE \_ 3 days \_ BEFORE \_ H-Ma60Ne \_ 32  
 77.78% \_ -0.14 \_ FALL \_ 1 days \_ BEFORE \_ H-Ma90Ur \_ 27  
 71.43% \_ -0.44 \_ FALL \_ 3 days \_ BEFORE \_ H-Ma120Ju \_ 28  
 70.97% \_ -0.28 \_ FALL \_ 3 days \_ BEFORE \_ H-Ma60Sa \_ 31  
 67.65% \_ 0.22 \_ RISE \_ 1 days \_ AFTER \_ G-Me180PI \_ 34  
 70.37% \_ 0.21 \_ RISE \_ 1 days \_ AFTER \_ G-Su120Sa \_ 54  
 72.97% \_ 0.30 \_ RISE \_ 1 days \_ AFTER \_ H-Ve150Ea \_ 37  
 70.59% \_ 0.51 \_ RISE \_ 3 days \_ AFTER \_ G-Ma90PI \_ 34  
 67.74% \_ -0.17 \_ FALL \_ 1 days \_ AFTER \_ G-Ma150Sa \_ 31  
 67.74% \_ -0.20 \_ FALL \_ 1 days \_ AFTER \_ G-Ma30Ur \_ 31

(PGL) Peoples Energy start Jan-5-1968

72.41% \_ 0.42 \_ RISE \_ 3 days \_ BEFORE \_ G-Ve0Ne \_ 29  
 68.97% \_ 0.90 \_ RISE \_ 3 days \_ BEFORE \_ H-Ma150PI \_ 29  
 70.59% \_ -0.30 \_ FALL \_ 1 days \_ BEFORE \_ G-Ve90Ma \_ 34  
 70.00% \_ -0.46 \_ FALL \_ 1 days \_ BEFORE \_ G-Ve180PI \_ 30  
 69.05% \_ -0.38 \_ FALL \_ 1 days \_ BEFORE \_ H-Ve0PI \_ 42  
 74.19% \_ 0.38 \_ RISE \_ 1 days \_ AFTER \_ G-Mo0Me \_ 31  
 73.33% \_ 0.28 \_ RISE \_ 1 days \_ AFTER \_ G-Su30Ju \_ 45  
 72.34% \_ 0.34 \_ RISE \_ 1 days \_ AFTER \_ G-Su30PI \_ 47  
 71.74% \_ 0.25 \_ RISE \_ 1 days \_ AFTER \_ H-Ea90Sa \_ 46  
 69.70% \_ 0.40 \_ RISE \_ 3 days \_ AFTER \_ G-Ma150Ur \_ 33  
 70.59% \_ 0.50 \_ RISE \_ 3 days \_ AFTER \_ H-Ve30PI \_ 85  
 71.70% \_ 0.54 \_ RISE \_ 3 days \_ AFTER \_ H-Ea90PI \_ 54  
 81.48% \_ -0.37 \_ FALL \_ 1 days \_ AFTER \_ G-Ma90PI \_ 27  
 67.50% \_ -0.44 \_ FALL \_ 1 days \_ AFTER \_ H-Ve180Ne \_ 40  
 69.05% \_ -0.32 \_ FALL \_ 1 days \_ AFTER \_ H-Ea60Ne \_ 42  
 71.15% \_ -1.23 \_ FALL \_ 3 days \_ AFTER \_ G-Me90Ma \_ 52  
 75.00% \_ -0.40 \_ FALL \_ 3 days \_ AFTER \_ G-Ma120Ne \_ 28  
 71.88% \_ -0.47 \_ FALL \_ 3 days \_ AFTER \_ G-Ma120PI \_ 32  
 80.00% \_ -1.03 \_ FALL \_ 10 days \_ AFTER \_ H-Ea180Sa \_ 25

## (PGR) Progressive start July-5-1972

74.7%	0.16	RISE	1 days	BEFORE	G-Ve00Ju	36
73.5%	0.18	RISE	1 days	BEFORE	G-Ve00Ju	34
69.44%	0.18	RISE	1 days	BEFORE	G-Ve00Ju	36
71.5%	0.51	RISE	3 days	BEFORE	H-Ma90Ne	23
69.1%	0.59	RISE	3 days	BEFORE	H-Ma90Ne	30
68.57%	0.96	RISE	3 days	BEFORE	H-Ma90Ne	35
69.57%	0.76	RISE	3 days	BEFORE	H-Ma90Ne	36
71.2%	0.24	RISE	1 days	BEFORE	G-Ma120PI	30
68.42%	1.44	RISE	1 days	AFTER	G-Ma030	38
69.1%	0.45	RISE	1 days	AFTER	G-Ma030	70
70.1%	0.44	RISE	1 days	AFTER	G-Ma030	40
70.43%	0.97	RISE	1 days	AFTER	G-Ma180PI	42
71.1%	0.25	RISE	1 days	AFTER	G-Ma180PI	7
71.1%	0.50	RISE	1 days	AFTER	G-Ma180PI	40
67.50%	0.51	RISE	1 days	AFTER	G-Ma180PI	40
71.1%	0.43	RISE	1 days	AFTER	G-Ma180PI	42
71.1%	0.42	RISE	1 days	AFTER	G-Ma180PI	40
68.42%	0.37	RISE	1 days	AFTER	H-Ma120Sa	57
71.1%	0.60	RISE	1 days	AFTER	H-Ma120Sa	57
71.1%	0.11	RISE	1 days	AFTER	H-Ma120Sa	57
80.56%	0.43	RISE	1 days	AFTER	H-Ea30PI	36
73.10%	0.43	RISE	3 days	AFTER	G-Ma120PI	30
73.10%	0.43	RISE	3 days	AFTER	G-Ma120PI	30
73.32%	0.27	RISE	3 days	AFTER	G-Ma030	30
73.32%	0.27	RISE	3 days	AFTER	G-Ma030	30
73.32%	0.27	RISE	3 days	AFTER	G-Ma030	30
70.45%	0.25	RISE	3 days	AFTER	G-Ma030	45
70.45%	0.25	RISE	3 days	AFTER	G-Ma030	45
70.45%	0.25	RISE	3 days	AFTER	G-Ma030	45
68.00%	0.81	RISE	10 days	AFTER	G-Ma90Ur	25
70.45%	0.25	RISE	3 days	AFTER	G-Ma030	45
68.57%	-0.22	FALL	1 days	AFTER	H-Ea00Ur	35
71.1%	0.11	RISE	1 days	AFTER	H-Ea00Ur	35

## (PHB) Pioneer Hi-Bred Int'l. start Sept-18-1973

71.1%	0.01	RISE	1 days	BEFORE	G-Ma150Ma	23
71.1%	0.14	RISE	1 days	BEFORE	G-Ma150Ma	23
69.12%	0.29	RISE	1 days	BEFORE	H-Ma90Ne	40
71.1%	0.24	RISE	1 days	BEFORE	H-Ma90Ne	20
71.1%	0.44	RISE	3 days	BEFORE	H-Ma90Ne	47

68.97%	0.41	RISE	3 days	BEFORE	H-Ma90Ne	29
69.70%	0.36	RISE	3 days	BEFORE	H-Ma150Ne	33
70.27%	-0.21	FALL	1 days	BEFORE	G-Me30Ma	74
72.41%	-0.20	FALL	1 days	BEFORE	H-Ma90Sa	29
69.70%	-0.25	FALL	3 days	BEFORE	G-Ma120PI	33
68.75%	-0.40	FALL	3 days	BEFORE	H-Ma90Sa	48
76.92%	-0.28	FALL	3 days	BEFORE	H-Ea0Sa	26
67.50%	0.51	RISE	1 days	AFTER	G-Ma180Ju	40
86.96%	0.17	RISE	1 days	AFTER	G-Me150Ma	23
70.27%	0.35	RISE	1 days	AFTER	G-Me0PI	37
68.97%	0.23	RISE	1 days	AFTER	G-Ma90Sa	29
88.00%	0.35	RISE	1 days	AFTER	G-Ma60Ur	25
68.97%	0.19	RISE	1 days	AFTER	G-Ma30Ne	29
68.97%	0.30	RISE	3 days	AFTER	G-Me150Ma	29
68.42%	0.46	RISE	3 days	AFTER	G-Me150PI	57
75.00%	0.41	RISE	3 days	AFTER	H-Ea30Ju	52
71.43%	-0.16	FALL	1 days	AFTER	G-Me0Sa	28
78.57%	-0.22	FALL	1 days	AFTER	G-Ma90Ur	28
81.48%	-0.25	FALL	1 days	AFTER	H-Ea0Ju	27
72.22%	-0.38	FALL	3 days	AFTER	G-Ma150Ne	36
71.43%	-0.40	FALL	3 days	AFTER	H-Ma60Ne	28

## (PHB) Pioneer Hi-Bred Int'l. start Sept-18-1973

68.00%	0.11	RISE	1 days	BEFORE	G-Me150Ur	50
68.97%	0.12	RISE	1 days	BEFORE	H-Me120Ea	29
68.09%	0.17	RISE	1 days	BEFORE	H-Ea150Ur	47
71.88%	0.18	RISE	3 days	BEFORE	G-Me60Ma	32
67.47%	-0.41	FALL	1 days	BEFORE	G-Ma30PI	83
72.73%	-0.07	FALL	1 days	BEFORE	G-Me150Ur	44
69.05%	-0.08	FALL	1 days	BEFORE	H-Ea60PI	42
68.97%	-0.21	FALL	3 days	BEFORE	G-Me60Ur	58
76.92%	-0.29	FALL	3 days	BEFORE	G-Ma120Ur	26
69.57%	0.09	RISE	1 days	AFTER	G-Me150PI	46
70.45%	0.08	RISE	1 days	AFTER	G-Me150Sa	44
70.73%	0.13	RISE	1 days	AFTER	H-Ea90Ur	41
67.50%	0.17	RISE	1 days	AFTER	H-Ea30PI	40
73.33%	0.10	RISE	3 days	AFTER	G-Me90Ju	45
69.77%	0.17	RISE	3 days	AFTER	G-Me120Ju	43
70.00%	0.22	RISE	3 days	AFTER	H-Ea90Ur	50
80.00%	0.41	RISE	10 days	AFTER	H-Ea0Ur	25
87.50%	0.24	RISE	10 days	AFTER	H-Ea180Ur	24
72.09%	-0.07	FALL	1 days	AFTER	G-Me60Sa	43
71.79%	-0.16	FALL	1 days	AFTER	G-Me150Ne	39

81.48% \_ -0.06 \_ FALL \_ 1 days \_ AFTER \_ H-Ve90Ea \_ 27  
 74.42% \_ -0.28 \_ FALL \_ 3 days \_ AFTER \_ H-Ea60Ne \_ 43

## (PHM) Pulte Corp. start Jan-2-1974

70.59% \_ 0.27 \_ RISE \_ 1 days \_ BEFORE \_ G-Mo180Me \_ 34  
 72.22% \_ 0.35 \_ RISE \_ 1 days \_ BEFORE \_ G-Mo180Ve \_ 36  
 72.22% \_ 0.17 \_ RISE \_ 1 days \_ BEFORE \_ G-Me90Ma \_ 36  
 73.81% \_ 0.19 \_ RISE \_ 1 days \_ BEFORE \_ G-Ve30PI \_ 42  
 67.57% \_ 0.20 \_ RISE \_ 1 days \_ BEFORE \_ H-Ea120Ju \_ 37  
 68.75% \_ 0.32 \_ RISE \_ 3 days \_ BEFORE \_ G-Ve30PI \_ 48  
 71.79% \_ -0.26 \_ FALL \_ 1 days \_ BEFORE \_ G-Me150Ju \_ 39  
 67.39% \_ -0.17 \_ FALL \_ 1 days \_ BEFORE \_ G-Me120Ne \_ 46  
 69.44% \_ -0.20 \_ FALL \_ 1 days \_ BEFORE \_ G-Su120PI \_ 36  
 69.57% \_ -0.32 \_ FALL \_ 3 days \_ BEFORE \_ G-Ve150PI \_ 46  
 68.42% \_ 0.36 \_ RISE \_ 1 days \_ AFTER \_ G-Mo120Ur \_ 76  
 71.05% \_ 0.40 \_ RISE \_ 1 days \_ AFTER \_ G-Mo180PI \_ 38  
 68.09% \_ 0.21 \_ RISE \_ 1 days \_ AFTER \_ G-Me60Ma \_ 47  
 68.75% \_ 0.16 \_ RISE \_ 1 days \_ AFTER \_ G-Me90Ne \_ 48  
 67.57% \_ 0.12 \_ RISE \_ 1 days \_ AFTER \_ G-Ve90Ne \_ 37  
 67.57% \_ 0.13 \_ RISE \_ 1 days \_ AFTER \_ G-Su90Sa \_ 37  
 67.21% \_ 0.14 \_ RISE \_ 1 days \_ AFTER \_ H-Ve120Ju \_ 61  
 72.41% \_ 0.15 \_ RISE \_ 1 days \_ AFTER \_ H-Ve0Ur \_ 29  
 70.97% \_ 0.21 \_ RISE \_ 1 days \_ AFTER \_ H-Ve90Ne \_ 62  
 69.44% \_ 0.15 \_ RISE \_ 1 days \_ AFTER \_ H-Ea120Ur \_ 36  
 76.47% \_ 0.28 \_ RISE \_ 3 days \_ AFTER \_ H-Ve0Ur \_ 34  
 68.09% \_ -0.24 \_ FALL \_ 1 days \_ AFTER \_ G-Me60Ur \_ 47  
 69.05% \_ -0.19 \_ FALL \_ 1 days \_ AFTER \_ G-Ve120Ne \_ 42  
 71.88% \_ -0.14 \_ FALL \_ 1 days \_ AFTER \_ H-Ve180Ne \_ 32  
 76.32% \_ -0.17 \_ FALL \_ 1 days \_ AFTER \_ H-Ea60PI \_ 38  
 74.19% \_ -0.22 \_ FALL \_ 3 days \_ AFTER \_ G-Me0Sa \_ 31

## (PHSYB) PacifiCare Health start June-8-1992

73.33% \_ 0.79 \_ RISE \_ 1 days \_ BEFORE \_ G-Me60Ju \_ 30  
 67.74% \_ 0.63 \_ RISE \_ 1 days \_ BEFORE \_ G-Me30Ur \_ 31  
 71.11% \_ 0.85 \_ RISE \_ 1 days \_ BEFORE \_ H-Me180Ne \_ 45  
 69.70% \_ 0.72 \_ RISE \_ 1 days \_ BEFORE \_ H-Ve150Ne \_ 33  
 69.70% \_ 0.75 \_ RISE \_ 1 days \_ BEFORE \_ H-Ve60PI \_ 33  
 72.73% \_ 1.52 \_ RISE \_ 3 days \_ BEFORE \_ G-Me30PI \_ 33  
 68.00% \_ 1.43 \_ RISE \_ 3 days \_ BEFORE \_ H-Me0Sa \_ 50  
 68.29% \_ 1.47 \_ RISE \_ 3 days \_ BEFORE \_ H-Ve60PI \_ 41  
 69.23% \_ 1.58 \_ RISE \_ 3 days \_ BEFORE \_ H-Ve120PI \_ 39  
 68.57% \_ -0.93 \_ FALL \_ 1 days \_ BEFORE \_ G-Mo0Me \_ 35

72.73% \_ -1.37 \_ FALL \_ 3 days \_ BEFORE \_ G-Me0Ve \_ 33  
 70.97% \_ 1.95 \_ RISE \_ 3 days \_ AFTER \_ G-Me60Ne \_ 31  
 72.22% \_ 1.32 \_ RISE \_ 3 days \_ AFTER \_ H-Ve90Ju \_ 36  
 77.78% \_ 1.82 \_ RISE \_ 3 days \_ AFTER \_ H-Ea60PI \_ 27  
 84.00% \_ 1.47 \_ RISE \_ 10 days \_ AFTER \_ G-Su60Sa \_ 26  
 80.00% \_ 2.14 \_ RISE \_ 10 days \_ AFTER \_ H-Ea120Sa \_ 26  
 67.50% \_ -1.39 \_ FALL \_ 1 days \_ AFTER \_ G-Mo180Ur \_ 40  
 75.00% \_ -0.81 \_ FALL \_ 1 days \_ AFTER \_ H-Me0Ma \_ 40  
 69.05% \_ -1.50 \_ FALL \_ 3 days \_ AFTER \_ H-Me0Ma \_ 42  
 83.33% \_ -2.00 \_ FALL \_ 10 days \_ AFTER \_ H-Ea150PI \_ 24

## (PKN) Perkin Elmer start Jan-3-1968

70.73% \_ 0.55 \_ RISE \_ 1 days \_ BEFORE \_ G-Me0Ur \_ 41  
 67.57% \_ 0.52 \_ RISE \_ 1 days \_ BEFORE \_ G-Ve120Ma \_ 37  
 67.74% \_ 0.41 \_ RISE \_ 1 days \_ BEFORE \_ G-Ve30PI \_ 62  
 67.74% \_ 0.43 \_ RISE \_ 1 days \_ BEFORE \_ G-Ma60Ur \_ 31  
 73.33% \_ 0.46 \_ RISE \_ 1 days \_ BEFORE \_ G-Ma150PI \_ 30  
 69.70% \_ 0.75 \_ RISE \_ 3 days \_ BEFORE \_ G-Ma60Ur \_ 33  
 75.86% \_ 0.85 \_ RISE \_ 3 days \_ BEFORE \_ H-Ea60Ma \_ 29  
 68.75% \_ 0.88 \_ RISE \_ 3 days \_ BEFORE \_ H-Ma90PI \_ 32  
 68.97% \_ -0.33 \_ FALL \_ 1 days \_ BEFORE \_ G-Me180Ju \_ 29  
 70.00% \_ -0.41 \_ FALL \_ 1 days \_ BEFORE \_ G-Ma150Ur \_ 30  
 67.74% \_ -0.48 \_ FALL \_ 1 days \_ BEFORE \_ H-Ma120PI \_ 31  
 67.65% \_ 1.05 \_ RISE \_ 1 days \_ AFTER \_ G-Mo180Ve \_ 34  
 76.92% \_ 1.03 \_ RISE \_ 1 days \_ AFTER \_ G-Mo0Ur \_ 39  
 71.05% \_ 1.11 \_ RISE \_ 1 days \_ AFTER \_ G-Mo0Ne \_ 38  
 71.43% \_ 0.98 \_ RISE \_ 1 days \_ AFTER \_ G-Mo60PI \_ 77  
 68.42% \_ 0.35 \_ RISE \_ 1 days \_ AFTER \_ G-Ve150PI \_ 57  
 77.78% \_ 0.47 \_ RISE \_ 1 days \_ AFTER \_ G-Ma90Ju \_ 27  
 70.59% \_ 0.33 \_ RISE \_ 1 days \_ AFTER \_ G-Ma150Sa \_ 34  
 74.07% \_ 0.59 \_ RISE \_ 1 days \_ AFTER \_ H-Ve180Ma \_ 27  
 80.00% \_ 0.42 \_ RISE \_ 1 days \_ AFTER \_ H-Ma30Ju \_ 25  
 81.25% \_ 1.71 \_ RISE \_ 10 days \_ AFTER \_ G-Ve0Ur \_ 32  
 67.57% \_ -0.90 \_ FALL \_ 1 days \_ AFTER \_ G-Mo0Ve \_ 37  
 68.75% \_ -0.31 \_ FALL \_ 1 days \_ AFTER \_ G-Ve60Ju \_ 48  
 76.92% \_ -0.33 \_ FALL \_ 1 days \_ AFTER \_ H-Ma90Ur \_ 26  
 80.77% \_ -0.39 \_ FALL \_ 1 days \_ AFTER \_ H-Ma120Ur \_ 26  
 68.75% \_ -0.42 \_ FALL \_ 1 days \_ AFTER \_ H-Ma120Ne \_ 32  
 75.00% \_ -0.62 \_ FALL \_ 3 days \_ AFTER \_ G-Ma120Ne \_ 32  
 74.07% \_ -0.58 \_ FALL \_ 3 days \_ AFTER \_ H-Ea0Ju \_ 27  
 75.00% \_ -0.46 \_ FALL \_ 3 days \_ AFTER \_ H-Ea150Ur \_ 52  
 71.43% \_ -0.73 \_ FALL \_ 3 days \_ AFTER \_ H-Ma30PI \_ 28



## (PLL) -Pall Corp start Jan-3-1968

73.33% \_ 0.21 \_ RISE \_ 1 days \_ BEFORE \_ G-Me180Sa \_ 30  
 70.15% \_ 0.10 \_ RISE \_ 1 days \_ BEFORE \_ G-Ve30Su \_ 67  
 71.43% \_ 0.13 \_ RISE \_ 1 days \_ BEFORE \_ H-Ma90PI \_ 28  
 74.19% \_ 0.15 \_ RISE \_ 3 days \_ BEFORE \_ G-Ma30Ju \_ 31  
 68.48% \_ 0.16 \_ RISE \_ 3 days \_ BEFORE \_ H-Ve30Ur \_ 92  
 68.97% \_ 0.30 \_ RISE \_ 3 days \_ BEFORE \_ H-Ea0Ne \_ 29  
 70.00% \_ 0.14 \_ RISE \_ 3 days \_ BEFORE \_ H-Ma150Ne \_ 30  
 77.42% \_ 0.19 \_ RISE \_ 3 days \_ BEFORE \_ H-Ma90PI \_ 31  
 70.73% \_ -0.35 \_ FALL \_ 1 days \_ BEFORE \_ G-Mo180PI \_ 41  
 67.27% \_ -0.11 \_ FALL \_ 1 days \_ BEFORE \_ H-Ea30PI \_ 55  
 72.41% \_ -0.10 \_ FALL \_ 1 days \_ BEFORE \_ H-Ma90Ur \_ 29  
 71.43% \_ -0.37 \_ FALL \_ 3 days \_ BEFORE \_ H-Ea30Ma \_ 28  
 74.29% \_ 0.37 \_ RISE \_ 1 days \_ AFTER \_ G-Mo0Ur \_ 35  
 77.78% \_ 0.13 \_ RISE \_ 1 days \_ AFTER \_ G-Ve60Ma \_ 36  
 85.71% \_ 0.13 \_ RISE \_ 1 days \_ AFTER \_ H-Ea180Ur \_ 28  
 71.43% \_ 0.10 \_ RISE \_ 1 days \_ AFTER \_ H-Ma90Ne \_ 28  
 68.97% \_ 0.13 \_ RISE \_ 3 days \_ AFTER \_ G-Ve0Ur \_ 29  
 71.43% \_ 0.37 \_ RISE \_ 3 days \_ AFTER \_ G-Ma120Ju \_ 28  
 69.89% \_ 0.20 \_ RISE \_ 3 days \_ AFTER \_ H-Ve150PI \_ 93  
 70.00% \_ 0.18 \_ RISE \_ 3 days \_ AFTER \_ H-Ma150Sa \_ 30  
 67.12% \_ -0.18 \_ FALL \_ 1 days \_ AFTER \_ G-Me30Ur \_ 73  
 68.66% \_ -0.12 \_ FALL \_ 1 days \_ AFTER \_ G-Me60Ur \_ 67  
 68.75% \_ -0.09 \_ FALL \_ 1 days \_ AFTER \_ G-Ma120Ur \_ 32  
 83.87% \_ -0.16 \_ FALL \_ 1 days \_ AFTER \_ G-Ma90Ne \_ 31  
 67.31% \_ -0.09 \_ FALL \_ 1 days \_ AFTER \_ H-Ea150Ur \_ 52  
 74.19% \_ -0.28 \_ FALL \_ 3 days \_ AFTER \_ G-Ma90Ne \_ 31  
 70.97% \_ -0.15 \_ FALL \_ 3 days \_ AFTER \_ H-Ma150PI \_ 31

## (PMT) Parametric Technology start Dec-11-1989

72.41% \_ 0.23 \_ RISE \_ 1 days \_ BEFORE \_ H-Ve30Sa \_ 29  
 75.86% \_ 0.21 \_ RISE \_ 1 days \_ BEFORE \_ H-Ve150PI \_ 29  
 68.18% \_ 0.54 \_ RISE \_ 3 days \_ BEFORE \_ H-Me120Ve \_ 44  
 68.97% \_ 0.57 \_ RISE \_ 3 days \_ BEFORE \_ H-Me120Ea \_ 58  
 69.66% \_ 0.84 \_ RISE \_ 10 days \_ BEFORE \_ H-Ve60Ur \_ 29  
 77.57% \_ -0.32 \_ FALL \_ 1 days \_ BEFORE \_ H-Me180PI \_ 37  
 74.07% \_ -0.25 \_ FALL \_ 1 days \_ BEFORE \_ H-Ve150Ur \_ 27  
 78.57% \_ 0.33 \_ RISE \_ 3 days \_ AFTER \_ H-Ve150Ur \_ 28  
 65.19% \_ 0.59 \_ RISE \_ 3 days \_ AFTER \_ H-Ve90Ne \_ 27

## (PNC) PNC Bank start Dec-31-1973

68.60% \_ 0.31 \_ RISE \_ 1 days \_ BEFORE \_ G-Me90PI \_ 47  
 68.97% \_ 0.43 \_ RISE \_ 3 days \_ BEFORE \_ G-Me90PI \_ 58

68.97% \_ 0.53 \_ RISE \_ 3 days \_ BEFORE \_ H-Ve150Ea \_ 29  
 70.73% \_ -0.24 \_ FALL \_ 1 days \_ BEFORE \_ H-Ea90Sa \_ 41  
 68.18% \_ 0.26 \_ RISE \_ 1 days \_ AFTER \_ G-Me60PI \_ 44  
 68.75% \_ 0.16 \_ RISE \_ 1 days \_ AFTER \_ G-Su120Sa \_ 32  
 74.36% \_ 0.20 \_ RISE \_ 1 days \_ AFTER \_ G-Su90PI \_ 39  
 68.00% \_ 0.26 \_ RISE \_ 1 days \_ AFTER \_ H-Me0Ju \_ 75  
 67.50% \_ 0.27 \_ RISE \_ 1 days \_ AFTER \_ H-Ve60Ma \_ 40  
 70.69% \_ 0.23 \_ RISE \_ 1 days \_ AFTER \_ H-Ve150Sa \_ 58  
 69.35% \_ 0.33 \_ RISE \_ 1 days \_ AFTER \_ H-Ve90Ne \_ 62  
 80.65% \_ 0.22 \_ RISE \_ 1 days \_ AFTER \_ H-Ea30Ne \_ 31  
 69.70% \_ 0.20 \_ RISE \_ 1 days \_ AFTER \_ H-Ea30PI \_ 33  
 90.91% \_ 0.64 \_ RISE \_ 3 days \_ AFTER \_ G-Me180Sa \_ 22  
 100.00% \_ 0.47 \_ RISE \_ 3 days \_ AFTER \_ G-Su30Ma \_ 20  
 70.73% \_ 0.41 \_ RISE \_ 3 days \_ AFTER \_ G-Su120Ur \_ 41  
 72.41% \_ 0.45 \_ RISE \_ 3 days \_ AFTER \_ H-Ve180Ur \_ 29  
 69.01% \_ 0.52 \_ RISE \_ 3 days \_ AFTER \_ H-Ve90Ne \_ 71  
 82.93% \_ 0.42 \_ RISE \_ 3 days \_ AFTER \_ H-Ea120Ne \_ 41  
 71.05% \_ 0.35 \_ RISE \_ 3 days \_ AFTER \_ H-Ea60PI \_ 38  
 80.00% \_ 0.72 \_ RISE \_ 10 days \_ AFTER \_ H-Ma150Ne \_ 25  
 73.68% \_ -0.31 \_ FALL \_ 1 days \_ AFTER \_ G-Ve150Sa \_ 38  
 70.00% \_ -0.16 \_ FALL \_ 1 days \_ AFTER \_ H-Ve180PI \_ 30  
 68.09% \_ -0.43 \_ FALL \_ 3 days \_ AFTER \_ G-Ve120Ne \_ 47

## (PNU) Pharmacia &amp; Upjohn start Nov-7-1995

68.00% \_ 0.75 \_ RISE \_ 1 days \_ BEFORE \_ G-Mo150Ma \_ 75  
 67.57% \_ 0.59 \_ RISE \_ 1 days \_ BEFORE \_ G-Mo180Ma \_ 37  
 68.57% \_ 0.60 \_ RISE \_ 1 days \_ AFTER \_ G-Mo180Me \_ 35  
 72.50% \_ 0.67 \_ RISE \_ 1 days \_ AFTER \_ G-Mo0Ur \_ 40

## (PPG) PPG Industries start Jan-3-1968

70.00% \_ -0.15 \_ FALL \_ 1 days \_ AFTER \_ G-Me0Ur \_ 40  
 75.47% \_ -0.23 \_ FALL \_ 1 days \_ AFTER \_ G-Su120Ne \_ 53  
 67.57% \_ -0.24 \_ FALL \_ 1 days \_ AFTER \_ H-Ve30Ea \_ 37  
 75.00% \_ -0.24 \_ FALL \_ 1 days \_ AFTER \_ H-Ea0Ne \_ 28  
 75.00% \_ -0.19 \_ FALL \_ 1 days \_ AFTER \_ H-Ma120Ur \_ 28  
 68.97% \_ -0.31 \_ FALL \_ 1 days \_ AFTER \_ H-Ma120Ne \_ 29  
 71.43% \_ -0.30 \_ FALL \_ 3 days \_ AFTER \_ G-Su30Ma \_ 28  
 68.97% \_ -0.36 \_ FALL \_ 3 days \_ AFTER \_ H-Ea0Ne \_ 29

## (PPL) PP&amp;L Resources start Jan-3-1968

68.97% \_ 0.18 \_ RISE \_ 1 days \_ BEFORE \_ H-Ma60PI \_ 29  
 68.75% \_ 0.22 \_ RISE \_ 3 days \_ BEFORE \_ G-Ve0Ju \_ 32  
 71.15% \_ 0.25 \_ RISE \_ 3 days \_ BEFORE \_ G-Su30Ne \_ 52

70.00% \_ 0.27 \_ RISE \_ 3 days \_ BEFORE \_ H-Ve90Ea \_ 30  
 72.41% \_ 0.27 \_ RISE \_ 3 days \_ BEFORE \_ H-Ve180Ma \_ 29  
 75.86% \_ 0.20 \_ RISE \_ 3 days \_ BEFORE \_ H-Ma150PI \_ 29  
 71.70% \_ -0.15 \_ FALL \_ 1 days \_ BEFORE \_ G-Ve30Ur \_ 53  
 74.19% \_ -0.10 \_ FALL \_ 1 days \_ BEFORE \_ H-Ve30Ea \_ 31  
 70.18% \_ -0.28 \_ FALL \_ 3 days \_ BEFORE \_ G-Su60Ur \_ 57  
 74.07% \_ -0.40 \_ FALL \_ 3 days \_ BEFORE \_ H-Ea0Ju \_ 27  
 80.39% \_ -0.24 \_ FALL \_ 3 days \_ BEFORE \_ H-Ea120Ur \_ 51  
 68.97% \_ -0.18 \_ FALL \_ 3 days \_ BEFORE \_ H-Ma30Ur \_ 29  
 67.21% \_ 0.26 \_ RISE \_ 1 days \_ AFTER \_ G-Mo60Ve \_ 61  
 67.57% \_ 0.20 \_ RISE \_ 1 days \_ AFTER \_ G-Me0Ma \_ 37  
 83.33% \_ 0.12 \_ RISE \_ 1 days \_ AFTER \_ G-Me180Ur \_ 24  
 73.91% \_ 0.16 \_ RISE \_ 1 days \_ AFTER \_ G-Su120PI \_ 46  
 77.78% \_ 0.22 \_ RISE \_ 1 days \_ AFTER \_ G-Ma90PI \_ 27  
 68.63% \_ 0.17 \_ RISE \_ 1 days \_ AFTER \_ H-Ve30Ma \_ 51  
 69.05% \_ 0.11 \_ RISE \_ 1 days \_ AFTER \_ H-Ea60Ju \_ 42  
 70.45% \_ 0.15 \_ RISE \_ 1 days \_ AFTER \_ H-Ea30Sa \_ 44  
 67.39% \_ 0.15 \_ RISE \_ 1 days \_ AFTER \_ H-Ea90Ur \_ 46  
 74.19% \_ 0.39 \_ RISE \_ 3 days \_ AFTER \_ G-Me180Sa \_ 31  
 68.75% \_ 0.23 \_ RISE \_ 3 days \_ AFTER \_ G-Ve60Ma \_ 32  
 77.42% \_ 0.26 \_ RISE \_ 3 days \_ AFTER \_ G-Ma120Ur \_ 31  
 75.00% \_ 0.25 \_ RISE \_ 3 days \_ AFTER \_ H-Ve180PI \_ 40  
 70.00% \_ 0.28 \_ RISE \_ 3 days \_ AFTER \_ H-Ea30Ju \_ 50  
 68.75% \_ 0.24 \_ RISE \_ 3 days \_ AFTER \_ H-Ea60Ju \_ 48  
 70.59% \_ 0.23 \_ RISE \_ 3 days \_ AFTER \_ H-Ea30Ne \_ 51  
 70.59% \_ 0.21 \_ RISE \_ 3 days \_ AFTER \_ H-Ea150PI \_ 51  
 67.57% \_ -0.25 \_ FALL \_ 1 days \_ AFTER \_ G-Mo0PI \_ 37  
 70.31% \_ -0.14 \_ FALL \_ 1 days \_ AFTER \_ G-Me30PI \_ 64  
 84.00% \_ -0.18 \_ FALL \_ 1 days \_ AFTER \_ G-Ma120Ne \_ 25  
 68.63% \_ -0.29 \_ FALL \_ 3 days \_ AFTER \_ G-Ve90Ne \_ 51

(PPW) PacifiCorp start Jan-3-1968

67.44% \_ -0.18 \_ FALL \_ 1 days \_ AFTER \_ G-Ve150Ur \_ 43  
 80.95% \_ -0.15 \_ FALL \_ 1 days \_ AFTER \_ G-Ve60PI \_ 42  
 75.86% \_ -0.14 \_ FALL \_ 1 days \_ AFTER \_ G-Ma60Ju \_ 29  
 75.51% \_ -0.17 \_ FALL \_ 1 days \_ AFTER \_ H-Ve120Ma \_ 49  
 68.57% \_ -0.23 \_ FALL \_ 1 days \_ AFTER \_ H-Ve0Ur \_ 35  
 72.50% \_ -0.25 \_ FALL \_ 3 days \_ AFTER \_ H-Ve180Sa \_ 40

(PRD) Polaroid Corp. start Jan-3-1968

69.70% \_ 0.51 \_ RISE \_ 1 days \_ BEFORE \_ G-Ma120PI \_ 33  
 68.75% \_ 0.95 \_ RISE \_ 3 days \_ BEFORE \_ G-Ve180PI \_ 32  
 68.75% \_ 1.06 \_ RISE \_ 3 days \_ BEFORE \_ G-Ma30Ur \_ 32

67.50% \_ -0.60 \_ FALL \_ 1 days \_ BEFORE \_ G-Mo0Ma \_ 40  
 71.05% \_ -0.58 \_ FALL \_ 1 days \_ BEFORE \_ G-Mo0Ur \_ 38  
 73.33% \_ -0.49 \_ FALL \_ 1 days \_ BEFORE \_ G-Ve180Sa \_ 30  
 68.97% \_ -0.62 \_ FALL \_ 1 days \_ BEFORE \_ H-Ma90Ur \_ 29  
 74.19% \_ -1.24 \_ FALL \_ 3 days \_ BEFORE \_ G-Ve0PI \_ 31  
 75.68% \_ -0.86 \_ FALL \_ 3 days \_ BEFORE \_ H-Ve60Ea \_ 37  
 68.29% \_ 0.98 \_ RISE \_ 1 days \_ AFTER \_ G-Mo180PI \_ 41  
 68.06% \_ 0.49 \_ RISE \_ 1 days \_ AFTER \_ G-Me0Ve \_ 72  
 75.86% \_ 0.53 \_ RISE \_ 1 days \_ AFTER \_ G-Ve0Ne \_ 29  
 81.48% \_ 0.50 \_ RISE \_ 1 days \_ AFTER \_ G-Ma90Ju \_ 27  
 68.00% \_ -0.50 \_ FALL \_ 1 days \_ AFTER \_ G-Mo30Ju \_ 75  
 68.97% \_ -2.74 \_ FALL \_ 1 days \_ AFTER \_ G-Me180Ju \_ 29  
 71.43% \_ -0.64 \_ FALL \_ 1 days \_ AFTER \_ G-Ve0Sa \_ 28  
 67.74% \_ -0.74 \_ FALL \_ 1 days \_ AFTER \_ G-Ve120Ne \_ 62  
 68.57% \_ -0.52 \_ FALL \_ 1 days \_ AFTER \_ G-Ma150PI \_ 35  
 74.07% \_ -0.53 \_ FALL \_ 1 days \_ AFTER \_ H-Ea0Ne \_ 27  
 68.97% \_ -0.70 \_ FALL \_ 1 days \_ AFTER \_ H-Ma150Ne \_ 29  
 74.19% \_ -0.44 \_ FALL \_ 1 days \_ AFTER \_ H-Ma150PI \_ 31  
 82.76% \_ -1.57 \_ FALL \_ 10 days \_ AFTER \_ G-Me150Ma \_ 29

(PSFT) PeopleSoft start Nov-20-1992

73.68% \_ 0.75 \_ RISE \_ 1 days \_ BEFORE \_ G-Mo0Ve \_ 38  
 68.97% \_ 0.29 \_ RISE \_ 1 days \_ BEFORE \_ H-Me120Ve \_ 29  
 73.68% \_ 0.67 \_ RISE \_ 1 days \_ AFTER \_ G-Mo180Ve \_ 38  
 73.33% \_ 0.55 \_ RISE \_ 1 days \_ AFTER \_ H-Me150PI \_ 45  
 68.00% \_ 0.90 \_ RISE \_ 3 days \_ AFTER \_ H-Me150Ju \_ 50

(PVN) Provident Financial start Jan-2-1971

72.50% \_ 0.74 \_ RISE \_ 1 days \_ BEFORE \_ G-Mo180Ma \_ 40  
 68.29% \_ 0.65 \_ RISE \_ 1 days \_ BEFORE \_ G-Mo0Ne \_ 41  
 76.92% \_ 0.15 \_ RISE \_ 1 days \_ BEFORE \_ G-Ma90Ur \_ 26  
 74.51% \_ 0.24 \_ RISE \_ 3 days \_ BEFORE \_ G-Su60Ju \_ 51  
 67.35% \_ -0.14 \_ FALL \_ 1 days \_ BEFORE \_ G-Su150Ur \_ 49  
 68.42% \_ -0.47 \_ FALL \_ 3 days \_ BEFORE \_ H-Ve180Ne \_ 38  
 71.43% \_ 0.74 \_ RISE \_ 1 days \_ AFTER \_ G-Mo180Ve \_ 35  
 68.75% \_ 0.18 \_ RISE \_ 1 days \_ AFTER \_ G-Me0Sa \_ 32  
 75.00% \_ 0.25 \_ RISE \_ 1 days \_ AFTER \_ G-Me150Ne \_ 48  
 67.92% \_ 0.23 \_ RISE \_ 1 days \_ AFTER \_ G-Ve90PI \_ 53  
 68.75% \_ 0.21 \_ RISE \_ 1 days \_ AFTER \_ H-Ea90PI \_ 48  
 76.67% \_ 0.52 \_ RISE \_ 3 days \_ AFTER \_ G-Ma60PI \_ 30  
 71.43% \_ 0.26 \_ RISE \_ 3 days \_ AFTER \_ H-Ma60Ur \_ 28  
 80.77% \_ 0.45 \_ RISE \_ 10 days \_ AFTER \_ H-Ea90Ma \_ 26  
 71.43% \_ -0.16 \_ FALL \_ 1 days \_ AFTER \_ G-Ma60Sa \_ 28

68.42% \_ -1.12 \_ FALL \_ 3 days \_ AFTER \_ H-Ve180Ne \_ 38

(PVT) Provident Companies start Jan-11-1996

67.57% \_ 0.97 \_ RISE \_ 1 days \_ BEFORE \_ G-Mo0Ve \_ 37

69.70% \_ 0.55 \_ RISE \_ 1 days \_ AFTER \_ G-Mo180Ve \_ 33

76.67% \_ 0.50 \_ RISE \_ 1 days \_ AFTER \_ G-Mo180Su \_ 31

(PX) Praxair, Inc start June-19-1992

67.50% \_ 0.63 \_ RISE \_ 1 days \_ BEFORE \_ G-Mo60Ma \_ 80

70.00% \_ 0.54 \_ RISE \_ 3 days \_ BEFORE \_ H-Me150Sa \_ 50

67.44% \_ -0.43 \_ FALL \_ 1 days \_ BEFORE \_ H-Me90Ju \_ 43

67.35% \_ -0.35 \_ FALL \_ 1 days \_ BEFORE \_ H-Me120Sa \_ 49

68.97% \_ -0.80 \_ FALL \_ 3 days \_ BEFORE \_ H-Me120Ve \_ 29

71.43% \_ -0.51 \_ FALL \_ 1 days \_ AFTER \_ H-Me90Ea \_ 35

71.43% \_ -0.38 \_ FALL \_ 1 days \_ AFTER \_ H-Me60Ma \_ 42

70.27% \_ -0.87 \_ FALL \_ 3 days \_ AFTER \_ H-Me90Ea \_ 38

(QCOM) QUALCOM start Dec-16-1991

68.18% \_ 1.75 \_ RISE \_ 3 days \_ BEFORE \_ H-Me120Ea \_ 44

71.43% \_ -1.59 \_ FALL \_ 3 days \_ BEFORE \_ H-Me180Ne \_ 28

71.43% \_ 1.82 \_ RISE \_ 3 days \_ AFTER \_ H-Me0PI \_ 28

85.71% \_ 3.32 \_ RISE \_ 10 days \_ AFTER \_ H-Me180Ur \_ 28

67.92% \_ -0.99 \_ FALL \_ 1 days \_ AFTER \_ H-Me60Sa \_ 53

71.43% \_ -0.73 \_ FALL \_ 1 days \_ AFTER \_ H-Me0Ne \_ 28

(QNTM) Quantum start Dec-15-1982

67.44% \_ 0.55 \_ RISE \_ 1 days \_ BEFORE \_ H-Ve90Ju \_ 43

70.97% \_ 0.48 \_ RISE \_ 3 days \_ BEFORE \_ G-Su120Ur \_ 31

69.70% \_ -0.30 \_ FALL \_ 1 days \_ BEFORE \_ G-Me150Ne \_ 33

81.48% \_ -0.33 \_ FALL \_ 1 days \_ BEFORE \_ G-Su150Ju \_ 27

73.33% \_ -0.36 \_ FALL \_ 1 days \_ BEFORE \_ G-Su150PI \_ 30

68.75% \_ -0.44 \_ FALL \_ 1 days \_ BEFORE \_ H-Ve120Ma \_ 32

72.41% \_ -0.54 \_ FALL \_ 1 days \_ BEFORE \_ H-Ea60Ur \_ 29

70.00% \_ -0.39 \_ FALL \_ 1 days \_ BEFORE \_ H-Ea30PI \_ 30

68.97% \_ -0.45 \_ FALL \_ 3 days \_ BEFORE \_ G-Su90Ju \_ 29

70.97% \_ -0.51 \_ FALL \_ 3 days \_ BEFORE \_ G-Su150Ne \_ 31

70.00% \_ -0.71 \_ FALL \_ 3 days \_ BEFORE \_ G-Su150PI \_ 30

74.19% \_ -0.79 \_ FALL \_ 3 days \_ BEFORE \_ H-Ea60Ur \_ 31

68.75% \_ -0.66 \_ FALL \_ 3 days \_ BEFORE \_ H-Ea30PI \_ 32

68.42% \_ 0.88 \_ RISE \_ 1 days \_ AFTER \_ G-Mo180Ve \_ 38

69.23% \_ 0.63 \_ RISE \_ 1 days \_ AFTER \_ G-Mo180PI \_ 39

70.00% \_ 0.31 \_ RISE \_ 1 days \_ AFTER \_ G-Me60Ve \_ 30

95.24% \_ 0.36 \_ RISE \_ 1 days \_ AFTER \_ G-Su30Sa \_ 21

69.77% \_ 0.41 \_ RISE \_ 1 days \_ AFTER \_ H-Ve120Ne \_ 43

75.00% \_ 0.34 \_ RISE \_ 1 days \_ AFTER \_ H-Ea120Ur \_ 28

72.22% \_ 0.51 \_ RISE \_ 3 days \_ AFTER \_ G-Me60Ve \_ 36

73.91% \_ 0.62 \_ RISE \_ 3 days \_ AFTER \_ H-Ve150Sa \_ 46

71.74% \_ 0.63 \_ RISE \_ 3 days \_ AFTER \_ H-Ve90Ur \_ 47

69.23% \_ -0.28 \_ FALL \_ 1 days \_ AFTER \_ H-Me120Ve \_ 65

70.18% \_ -0.51 \_ FALL \_ 1 days \_ AFTER \_ H-Me0Ju \_ 57

68.18% \_ -0.32 \_ FALL \_ 1 days \_ AFTER \_ H-Ve60Ne \_ 44

68.97% \_ -0.17 \_ FALL \_ 1 days \_ AFTER \_ H-Ea30Ne \_ 29

80.00% \_ -1.03 \_ FALL \_ 10 days \_ AFTER \_ H-Ea60Ne \_ 30

(QTRN) Quintiles Transnational start April-22-1994

69.44% \_ 0.98 \_ RISE \_ 1 days \_ BEFORE \_ G-Mo180Me \_ 36

68.97% \_ 1.10 \_ RISE \_ 3 days \_ BEFORE \_ H-Me120Ea \_ 29

71.05% \_ 1.15 \_ RISE \_ 3 days \_ BEFORE \_ H-Me90Sa \_ 38

75.68% \_ 1.53 \_ RISE \_ 3 days \_ BEFORE \_ H-Me150Ne \_ 37

80.00% \_ 2.04 \_ RISE \_ 10 days \_ BEFORE \_ H-Me120Ea \_ 30

67.50% \_ 0.92 \_ RISE \_ 1 days \_ AFTER \_ G-Mo0Ju \_ 40

70.73% \_ 0.84 \_ RISE \_ 1 days \_ AFTER \_ G-Mo0Ur \_ 41

68.42% \_ 0.85 \_ RISE \_ 1 days \_ AFTER \_ H-Me120Sa \_ 38

72.50% \_ 1.11 \_ RISE \_ 3 days \_ AFTER \_ H-Me90Ne \_ 40

(QWST)Qwest Communications start Feb-12-1998

NONE

(R) Ryder System start Jan-2-1968

77.14% \_ 0.53 \_ RISE \_ 1 days \_ BEFORE \_ G-Mo180Ma \_ 35

70.97% \_ 0.31 \_ RISE \_ 1 days \_ BEFORE \_ G-Me180Sa \_ 31

70.00% \_ 0.23 \_ RISE \_ 1 days \_ BEFORE \_ G-Me0Ur \_ 40

68.00% \_ 0.24 \_ RISE \_ 1 days \_ BEFORE \_ G-Su120Ne \_ 50

82.14% \_ 0.22 \_ RISE \_ 1 days \_ BEFORE \_ G-Ma120Sa \_ 28

67.27% \_ 0.23 \_ RISE \_ 1 days \_ BEFORE \_ H-Ea60Sa \_ 55

70.00% \_ 0.20 \_ RISE \_ 1 days \_ BEFORE \_ H-Ma60Ne \_ 30

74.07% \_ 0.32 \_ RISE \_ 3 days \_ BEFORE \_ G-Ve180Ju \_ 27

70.31% \_ 0.45 \_ RISE \_ 3 days \_ BEFORE \_ G-Ve30Ur \_ 64

69.09% \_ 0.34 \_ RISE \_ 3 days \_ BEFORE \_ G-Su30PI \_ 55

68.97% \_ 0.46 \_ RISE \_ 3 days \_ BEFORE \_ H-Ea0Ne \_ 29

69.70% \_ 0.61 \_ RISE \_ 3 days \_ BEFORE \_ H-Ma90PI \_ 33

68.97% \_ -0.32 \_ FALL \_ 1 days \_ BEFORE \_ G-Ve0Ma \_ 29

70.97% \_ -0.19 \_ FALL \_ 1 days \_ BEFORE \_ G-Ve0Ne \_ 31

68.97% \_ -0.21 \_ FALL \_ 1 days \_ BEFORE \_ G-Su30Ma \_ 29

67.65% \_ -0.25 \_ FALL \_ 1 days \_ BEFORE \_ H-Ve60Ea \_ 34

67.65% \_ -0.14 \_ FALL \_ 1 days \_ BEFORE \_ H-Ve150Ea \_ 34

75.00% -0.29 FALL 3 days BEFORE H-Ea90Ma 28  
 77.42% -0.70 FALL 3 days BEFORE H-Ma90Ur 31  
 81.48% -0.76 FALL 10 days BEFORE H-Ma120Ju 27  
 68.06% 0.46 RISE 1 days AFTER G-Mo30Ju 72  
 68.29% 0.22 RISE 1 days AFTER G-Me0Ma 41  
 74.29% 0.24 RISE 1 days AFTER G-Me0PI 35  
 73.08% 0.25 RISE 1 days AFTER G-Ve120Ju 52  
 69.23% 0.52 RISE 3 days AFTER G-Me0PI 39  
 71.43% 0.35 RISE 3 days AFTER G-Ma60Ne 28  
 75.86% 0.45 RISE 3 days AFTER H-Ea120Ma 29  
 68.75% -0.19 FALL 1 days AFTER G-Ma60Ur 32  
 67.65% -0.26 FALL 1 days AFTER H-Ve30Ea 34  
 76.92% -0.29 FALL 3 days AFTER H-Ma90Ju 26

(RAD) Rite Aid Corp. start Jan-4-1968

79.49% 0.38 RISE 1 days BEFORE G-Mo180Ur 39  
 68.97% 0.16 RISE 1 days BEFORE G-Me60Ma 58  
 71.88% 0.12 RISE 1 days BEFORE G-Me180Sa 32  
 70.97% 0.07 RISE 1 days BEFORE H-Ma150Ne 31  
 68.75% 0.31 RISE 3 days BEFORE G-Me180Sa 32  
 68.97% 0.19 RISE 3 days BEFORE G-Ve180Ju 29  
 75.00% 0.18 RISE 3 days BEFORE G-Ve180Sa 32  
 70.97% 0.15 RISE 3 days BEFORE H-Ma90PI 31  
 68.42% -0.09 FALL 1 days BEFORE G-Ve120Sa 57  
 70.59% 0.62 RISE 1 days AFTER G-Mo150Me 68  
 82.76% 0.73 RISE 1 days AFTER G-Mo180Ve 29  
 80.00% 0.42 RISE 1 days AFTER G-Mo0Su 35  
 76.12% 0.50 RISE 1 days AFTER G-Mo120Su 67  
 69.23% 0.55 RISE 1 days AFTER G-Mo0Ur 39  
 67.50% 0.43 RISE 1 days AFTER G-Mo0Ne 40  
 67.57% 0.37 RISE 1 days AFTER G-Mo180Ne 37  
 69.70% 0.13 RISE 1 days AFTER G-Me90Ne 66  
 74.07% 0.09 RISE 1 days AFTER G-Ve180PI 27  
 69.39% 0.14 RISE 1 days AFTER G-Su90Sa 49  
 67.50% 0.12 RISE 1 days AFTER H-Ve30Ur 80  
 71.79% 0.22 RISE 1 days AFTER H-Ve180Ur 39  
 68.97% 0.24 RISE 3 days AFTER G-Me180Ne 39  
 85.19% 0.40 RISE 3 days AFTER G-Ve0Ma 27  
 68.09% 0.28 RISE 3 days AFTER H-Ve0Sa 47  
 68.97% 0.19 RISE 3 days AFTER H-Ea180Ur 29  
 80.77% 0.37 RISE 10 days AFTER H-Ma60Ju 26  
 78.57% -0.16 FALL 1 days AFTER G-Ma120Ur 28  
 75.00% -0.19 FALL 3 days AFTER G-Me120Ma 32

(RAL) Ralston Purina Group start Jan-3-1968

67.27% 0.08 RISE 1 days BEFORE G-Ve150PI 55  
 67.74% 0.16 RISE 1 days BEFORE G-Ma120Ju 31  
 71.43% 0.07 RISE 1 days BEFORE H-Ea180Ur 28  
 68.42% 0.20 RISE 3 days BEFORE G-Ve150Sa 57  
 76.09% 0.15 RISE 3 days BEFORE H-Ve0Ju 46  
 70.00% 0.19 RISE 3 days BEFORE H-Ma60Ne 30  
 67.57% -0.41 FALL 1 days BEFORE G-Mo0Ne 37  
 71.43% -0.10 FALL 1 days BEFORE G-Me0Ma 42  
 70.00% -0.05 FALL 1 days BEFORE G-Me180Ju 30  
 67.31% -0.08 FALL 1 days BEFORE H-Ea120Ur 52  
 67.92% -0.09 FALL 1 days BEFORE H-Ea150Ur 53  
 70.00% -0.09 FALL 1 days BEFORE H-Ma60Ur 30  
 73.33% -0.25 FALL 3 days BEFORE H-Ea150Ma 30  
 84.85% 0.44 RISE 1 days AFTER G-Mo0Su 33  
 67.53% 0.48 RISE 1 days AFTER G-Mo90PI 78  
 68.97% 3.34 RISE 1 days AFTER G-Me0Ju 29  
 81.48% 0.09 RISE 1 days AFTER G-Me180PI 27  
 68.75% 0.13 RISE 1 days AFTER G-Ve120Ma 32  
 72.22% 0.17 RISE 3 days AFTER G-Me120Ma 36  
 70.59% 0.23 RISE 3 days AFTER G-Me180Sa 34  
 68.97% 0.14 RISE 3 days AFTER G-Ma90Ur 29  
 69.23% -0.37 FALL 1 days AFTER G-Mo0Sa 39  
 72.41% -0.08 FALL 1 days AFTER G-Ve0Ne 29  
 70.97% -0.10 FALL 1 days AFTER G-Ma120Ne 31  
 68.42% -0.09 FALL 1 days AFTER H-Ve120Ma 57  
 74.07% -0.19 FALL 1 days AFTER H-Ea0Ju 27  
 68.63% -0.12 FALL 3 days AFTER G-Su60Ju 51  
 71.88% -0.24 FALL 3 days AFTER G-Ma120Ne 32

(RBD) Rubbermaid start Jan-3-1968

70.59% 0.30 RISE 3 days BEFORE G-Me120Ma 34  
 75.00% 0.25 RISE 3 days BEFORE G-Me180Sa 32  
 68.75% 0.21 RISE 3 days BEFORE G-Ma30Ne 32  
 68.97% 0.17 RISE 3 days BEFORE H-Ea0Ur 29  
 81.48% 0.46 RISE 10 days BEFORE H-Ea180Ju 27  
 72.22% -0.32 FALL 1 days BEFORE G-Mo180Ve 36  
 69.70% -0.14 FALL 1 days BEFORE G-Ma120Ne 33  
 71.43% -0.11 FALL 1 days BEFORE H-Ma30Ne 28  
 71.93% -0.23 FALL 3 days BEFORE H-Ea90Ne 57  
 70.97% -0.10 FALL 3 days BEFORE H-Ma120Ne 31  
 75.00% 0.64 RISE 1 days AFTER G-Mo0Su 32

69.57% \_ 0.46 \_ RISE \_ 1 days \_ AFTER \_ G-Mo90Ju \_ 69  
 68.75% \_ 0.30 \_ RISE \_ 1 days \_ AFTER \_ G-Me0Ne \_ 32  
 81.48% \_ 0.13 \_ RISE \_ 1 days \_ AFTER \_ G-Me180Ne \_ 27  
 75.00% \_ 0.11 \_ RISE \_ 1 days \_ AFTER \_ G-Ve180Sa \_ 28  
 68.97% \_ 0.10 \_ RISE \_ 1 days \_ AFTER \_ G-Ve180Ur \_ 29  
 70.91% \_ 0.19 \_ RISE \_ 1 days \_ AFTER \_ G-Ve150Ne \_ 55  
 67.31% \_ 0.14 \_ RISE \_ 1 days \_ AFTER \_ G-Ve120PI \_ 53  
 67.27% \_ 0.11 \_ RISE \_ 1 days \_ AFTER \_ H-Ea120Sa \_ 55  
 69.39% \_ 0.20 \_ RISE \_ 1 days \_ AFTER \_ H-Ea120Ur \_ 49  
 68.06% \_ 0.28 \_ RISE \_ 3 days \_ AFTER \_ G-Me0Ve \_ 72  
 75.00% \_ 0.31 \_ RISE \_ 3 days \_ AFTER \_ G-Me180Sa \_ 32  
 70.00% \_ 0.25 \_ RISE \_ 3 days \_ AFTER \_ G-Ve90Ma \_ 40  
 68.75% \_ 0.34 \_ RISE \_ 3 days \_ AFTER \_ G-Ve150Ne \_ 64  
 71.43% \_ 0.27 \_ RISE \_ 3 days \_ AFTER \_ G-Su30Ma \_ 28  
 79.59% \_ 0.28 \_ RISE \_ 3 days \_ AFTER \_ G-Su60Ur \_ 49  
 68.97% \_ 0.26 \_ RISE \_ 3 days \_ AFTER \_ G-Ma60Ne \_ 29  
 74.07% \_ 0.24 \_ RISE \_ 3 days \_ AFTER \_ H-Ma30Sa \_ 27  
 68.97% \_ 0.25 \_ RISE \_ 3 days \_ AFTER \_ H-Ma150Sa \_ 29  
 68.75% \_ -0.32 \_ FALL \_ 1 days \_ AFTER \_ G-Mo180Su \_ 33  
 87.50% \_ -0.15 \_ FALL \_ 1 days \_ AFTER \_ H-Ma90Sa \_ 24  
 68.97% \_ -0.21 \_ FALL \_ 1 days \_ AFTER \_ H-Ma60PI \_ 29  
 75.00% \_ -0.14 \_ FALL \_ 3 days \_ AFTER \_ G-Ma30Ju \_ 28  
 71.88% \_ -0.23 \_ FALL \_ 3 days \_ AFTER \_ G-Ma120Ne \_ 32

(RBK) Reebok Int'l. Ltd. start July-29-1985

68.42% \_ 0.57 \_ RISE \_ 3 days \_ BEFORE \_ H-Ve60Ju \_ 38  
 67.61% \_ -0.51 \_ FALL \_ 1 days \_ BEFORE \_ G-Mo30Ma \_ 71  
 77.42% \_ -0.52 \_ FALL \_ 1 days \_ BEFORE \_ G-Me150Ju \_ 31  
 80.00% \_ -0.52 \_ FALL \_ 1 days \_ BEFORE \_ H-Ea60Sa \_ 25  
 76.67% \_ -1.04 \_ FALL \_ 3 days \_ BEFORE \_ G-Me150Ju \_ 30  
 71.88% \_ 0.44 \_ RISE \_ 1 days \_ AFTER \_ H-Me0Ve \_ 32  
 71.79% \_ 0.50 \_ RISE \_ 1 days \_ AFTER \_ H-Ve30PI \_ 39  
 68.97% \_ 0.76 \_ RISE \_ 3 days \_ AFTER \_ G-Me120Ur \_ 29  
 70.97% \_ 0.62 \_ RISE \_ 3 days \_ AFTER \_ G-Ve30Su \_ 31  
 83.33% \_ 0.75 \_ RISE \_ 3 days \_ AFTER \_ G-Ve150Ne \_ 24  
 85.71% \_ 1.34 \_ RISE \_ 10 days \_ AFTER \_ H-Ve150Ma \_ 29  
 75.00% \_ -0.50 \_ FALL \_ 1 days \_ AFTER \_ G-Mo180Sa \_ 36  
 79.41% \_ -0.39 \_ FALL \_ 1 days \_ AFTER \_ G-Me30PI \_ 34  
 76.92% \_ -0.55 \_ FALL \_ 1 days \_ AFTER \_ G-Ve60Ne \_ 26  
 71.43% \_ -0.41 \_ FALL \_ 1 days \_ AFTER \_ H-Ve30Sa \_ 35  
 76.92% \_ -0.82 \_ FALL \_ 3 days \_ AFTER \_ H-Ve30Ur \_ 39

(RD) Royal Dutch Petroleum start Jan-6-1968

68.57% \_ 0.48 \_ RISE \_ 1 days \_ BEFORE \_ G-Me0Ju \_ 35  
 70.97% \_ 0.42 \_ RISE \_ 1 days \_ BEFORE \_ G-Me180PI \_ 31  
 71.88% \_ 0.93 \_ RISE \_ 3 days \_ BEFORE \_ H-Ve180Ma \_ 32  
 73.33% \_ 0.71 \_ RISE \_ 3 days \_ BEFORE \_ H-Ma60Sa \_ 30  
 74.29% \_ 0.52 \_ RISE \_ 1 days \_ AFTER \_ G-Me0Ju \_ 35  
 71.88% \_ 0.41 \_ RISE \_ 1 days \_ AFTER \_ G-Ma120Ne \_ 32  
 72.41% \_ 0.45 \_ RISE \_ 1 days \_ AFTER \_ H-Ma150Ur \_ 29  
 70.27% \_ 0.98 \_ RISE \_ 3 days \_ AFTER \_ G-Me0Ju \_ 37  
 75.47% \_ 0.77 \_ RISE \_ 3 days \_ AFTER \_ G-Su30Ju \_ 53  
 75.86% \_ 0.73 \_ RISE \_ 3 days \_ AFTER \_ H-Ma120Sa \_ 29  
 70.97% \_ 0.58 \_ RISE \_ 3 days \_ AFTER \_ H-Ma30Ne \_ 31  
 85.71% \_ 1.24 \_ RISE \_ 10 days \_ AFTER \_ H-Ea180Ju \_ 28  
 88.46% \_ 1.20 \_ RISE \_ 10 days \_ AFTER \_ H-Ma30Ju \_ 26  
 72.41% \_ -0.35 \_ FALL \_ 1 days \_ AFTER \_ G-Ve180Ur \_ 29  
 68.00% \_ -0.29 \_ FALL \_ 1 days \_ AFTER \_ G-Su150Ju \_ 50  
 70.97% \_ -0.55 \_ FALL \_ 1 days \_ AFTER \_ H-Ma120Ne \_ 31  
 67.74% \_ -0.39 \_ FALL \_ 1 days \_ AFTER \_ H-Ma150PI \_ 31  
 68.97% \_ -0.82 \_ FALL \_ 3 days \_ AFTER \_ G-Ve0Sa \_ 29  
 68.97% \_ -0.53 \_ FALL \_ 3 days \_ AFTER \_ G-Ma90Ur \_ 29  
 73.33% \_ -0.83 \_ FALL \_ 3 days \_ AFTER \_ H-Ea180Sa \_ 30

(RDC) Rowan Cos. start Jan-3-1968

67.14% \_ -0.70 \_ FALL \_ 1 days \_ BEFORE \_ G-Mo120Me \_ 70  
 67.74% \_ -0.21 \_ FALL \_ 1 days \_ BEFORE \_ H-Ma60Ur \_ 31  
 68.97% \_ -0.25 \_ FALL \_ 3 days \_ BEFORE \_ G-Ve180Ju \_ 29  
 71.43% \_ -0.33 \_ FALL \_ 3 days \_ BEFORE \_ H-Ma60Ur \_ 28  
 71.88% \_ 0.23 \_ RISE \_ 1 days \_ AFTER \_ G-Ve90Ma \_ 32  
 69.05% \_ 0.24 \_ RISE \_ 1 days \_ AFTER \_ G-Su60Ne \_ 42  
 67.74% \_ 0.25 \_ RISE \_ 1 days \_ AFTER \_ G-Ma120Ju \_ 31  
 71.88% \_ 0.34 \_ RISE \_ 3 days \_ AFTER \_ G-Me180Sa \_ 32  
 78.79% \_ 0.36 \_ RISE \_ 3 days \_ AFTER \_ G-Me0Ne \_ 33  
 75.86% \_ 0.37 \_ RISE \_ 3 days \_ AFTER \_ G-Ve0Ur \_ 29  
 71.43% \_ 0.38 \_ RISE \_ 3 days \_ AFTER \_ H-Ea30Ju \_ 49  
 71.43% \_ 0.27 \_ RISE \_ 3 days \_ AFTER \_ H-Ma60Ur \_ 28  
 82.14% \_ 0.48 \_ RISE \_ 3 days \_ AFTER \_ H-Ma120PI \_ 28  
 67.50% \_ -0.56 \_ FALL \_ 1 days \_ AFTER \_ G-Mo180Ne \_ 40  
 69.01% \_ -0.27 \_ FALL \_ 1 days \_ AFTER \_ G-Me30Ma \_ 71  
 67.31% \_ -0.26 \_ FALL \_ 1 days \_ AFTER \_ G-Ve120Ne \_ 52  
 69.57% \_ -0.23 \_ FALL \_ 1 days \_ AFTER \_ G-Su30Ju \_ 46  
 68.09% \_ -0.19 \_ FALL \_ 1 days \_ AFTER \_ G-Su120Ju \_ 47  
 71.43% \_ -0.18 \_ FALL \_ 1 days \_ AFTER \_ G-Ma60Ju \_ 28  
 72.41% \_ -0.25 \_ FALL \_ 1 days \_ AFTER \_ G-Ma120Ne \_ 29

75.00% \_ -0.26 \_ FALL \_ 1 days \_ AFTER \_ H-Ve30Ea \_ 28  
 69.44% \_ -0.19 \_ FALL \_ 1 days \_ AFTER \_ H-Ve180Ur \_ 36  
 77.78% \_ -0.18 \_ FALL \_ 1 days \_ AFTER \_ H-Ea30PI \_ 45  
 70.00% \_ -0.22 \_ FALL \_ 1 days \_ AFTER \_ H-Ma150PI \_ 30  
 84.00% \_ -0.37 \_ FALL \_ 3 days \_ AFTER \_ G-Su150Ma \_ 25  
 72.41% \_ -0.34 \_ FALL \_ 3 days \_ AFTER \_ G-Ma90Sa \_ 29  
 68.75% \_ -0.36 \_ FALL \_ 3 days \_ AFTER \_ G-Ma120Ne \_ 32  
 77.78% \_ -0.39 \_ FALL \_ 3 days \_ AFTER \_ G-Ma150Ne \_ 27  
 68.75% \_ -0.37 \_ FALL \_ 3 days \_ AFTER \_ H-Ve180Ma \_ 32  
 71.43% \_ -0.41 \_ FALL \_ 3 days \_ AFTER \_ H-Ma90Sa \_ 28  
 78.57% \_ -0.25 \_ FALL \_ 3 days \_ AFTER \_ H-Ma120Ur \_ 28  
 74.07% \_ -0.38 \_ FALL \_ 3 days \_ AFTER \_ H-Ma150PI \_ 27  
 80.77% \_ -0.61 \_ FALL \_ 10 days \_ AFTER \_ H-Ma120Ur \_ 26

(RGBK) Regions Financial start Jan-14-1972

69.44% \_ 0.43 \_ RISE \_ 1 days \_ BEFORE \_ G-Mo0Ve \_ 36  
 68.92% \_ 0.48 \_ RISE \_ 1 days \_ BEFORE \_ G-Mo30Su \_ 74  
 70.27% \_ 0.20 \_ RISE \_ 1 days \_ BEFORE \_ G-Ve60PI \_ 37  
 69.39% \_ 0.27 \_ RISE \_ 1 days \_ BEFORE \_ H-Me0Ve \_ 49  
 67.19% \_ 0.21 \_ RISE \_ 1 days \_ BEFORE \_ H-Ve60Ne \_ 64  
 70.97% \_ 0.19 \_ RISE \_ 1 days \_ BEFORE \_ H-Ea90PI \_ 31  
 68.29% \_ 0.37 \_ RISE \_ 3 days \_ BEFORE \_ G-Ve90Ju \_ 41  
 70.00% \_ 0.47 \_ RISE \_ 3 days \_ BEFORE \_ G-Su150Ju \_ 40  
 83.33% \_ 0.18 \_ RISE \_ 3 days \_ BEFORE \_ H-Ma60Ur \_ 24  
 71.43% \_ -0.26 \_ FALL \_ 1 days \_ BEFORE \_ G-Su150Ur \_ 35  
 67.57% \_ 0.56 \_ RISE \_ 1 days \_ AFTER \_ G-Mo60Ve \_ 74  
 68.75% \_ 0.50 \_ RISE \_ 1 days \_ AFTER \_ G-Mo0Su \_ 32  
 67.57% \_ 0.57 \_ RISE \_ 1 days \_ AFTER \_ G-Mo60Su \_ 74  
 67.14% \_ 0.56 \_ RISE \_ 1 days \_ AFTER \_ G-Mo60Sa \_ 70  
 68.57% \_ 0.53 \_ RISE \_ 1 days \_ AFTER \_ G-Mo30Ur \_ 70  
 75.76% \_ 0.48 \_ RISE \_ 1 days \_ AFTER \_ G-Mo0Ur \_ 33  
 70.21% \_ 0.28 \_ RISE \_ 1 days \_ AFTER \_ G-Me30Sa \_ 47  
 69.23% \_ 0.22 \_ RISE \_ 1 days \_ AFTER \_ G-Me90Ne \_ 39  
 71.43% \_ 0.29 \_ RISE \_ 1 days \_ AFTER \_ G-Ve90Ne \_ 35  
 71.43% \_ 0.17 \_ RISE \_ 1 days \_ AFTER \_ G-Su60Ne \_ 28  
 70.00% \_ 0.15 \_ RISE \_ 1 days \_ AFTER \_ H-Ve0Ju \_ 30  
 67.27% \_ 0.18 \_ RISE \_ 1 days \_ AFTER \_ H-Ve90Ju \_ 55  
 68.09% \_ 0.22 \_ RISE \_ 1 days \_ AFTER \_ H-Ve120Ju \_ 47  
 67.80% \_ 0.23 \_ RISE \_ 1 days \_ AFTER \_ H-Ve150Sa \_ 59  
 81.97% \_ 0.20 \_ RISE \_ 1 days \_ AFTER \_ H-Ve90Ur \_ 61  
 70.27% \_ 0.17 \_ RISE \_ 1 days \_ AFTER \_ H-Ea60Ur \_ 37  
 84.38% \_ 0.30 \_ RISE \_ 1 days \_ AFTER \_ H-Ea120Ur \_ 32  
 69.44% \_ 0.24 \_ RISE \_ 1 days \_ AFTER \_ H-Ea30PI \_ 36

68.75% \_ 0.23 \_ RISE \_ 1 days \_ AFTER \_ H-Ea60PI \_ 32  
 68.33% \_ 0.39 \_ RISE \_ 3 days \_ AFTER \_ G-Me30Ur \_ 60  
 70.21% \_ 0.52 \_ RISE \_ 3 days \_ AFTER \_ G-Ve30Ur \_ 47  
 69.77% \_ 0.31 \_ RISE \_ 3 days \_ AFTER \_ G-Ve150Ur \_ 43  
 71.11% \_ 0.33 \_ RISE \_ 3 days \_ AFTER \_ G-Ve150Ne \_ 45  
 69.05% \_ 0.43 \_ RISE \_ 3 days \_ AFTER \_ G-Su30Sa \_ 42  
 73.17% \_ 0.29 \_ RISE \_ 3 days \_ AFTER \_ G-Su150Ur \_ 41  
 70.00% \_ 0.42 \_ RISE \_ 3 days \_ AFTER \_ H-Ve0Sa \_ 30  
 75.36% \_ 0.36 \_ RISE \_ 3 days \_ AFTER \_ H-Ve90Ur \_ 69  
 71.79% \_ 0.30 \_ RISE \_ 3 days \_ AFTER \_ H-Ea150Ju \_ 40  
 70.73% \_ 0.37 \_ RISE \_ 3 days \_ AFTER \_ H-Ea60PI \_ 41  
 70.73% \_ 0.29 \_ RISE \_ 3 days \_ AFTER \_ H-Ea90PI \_ 42  
 70.27% \_ -0.22 \_ FALL \_ 1 days \_ AFTER \_ G-Me150Sa \_ 37

(RLM) Reynolds Metals Co. start Jan-3-1968

72.41% \_ 0.51 \_ RISE \_ 1 days \_ BEFORE \_ G-Ma30Ne \_ 29  
 69.81% \_ 0.38 \_ RISE \_ 1 days \_ BEFORE \_ H-Ea60PI \_ 53  
 69.35% \_ -0.64 \_ FALL \_ 1 days \_ BEFORE \_ G-Me150Ju \_ 62  
 71.43% \_ -0.53 \_ FALL \_ 1 days \_ BEFORE \_ G-Ve0Ma \_ 28  
 67.27% \_ -0.36 \_ FALL \_ 1 days \_ BEFORE \_ G-Su150Ur \_ 55  
 68.75% \_ -0.40 \_ FALL \_ 1 days \_ BEFORE \_ G-Ma120Ne \_ 32  
 69.57% \_ -0.37 \_ FALL \_ 1 days \_ BEFORE \_ H-Ve0PI \_ 46  
 68.57% \_ -0.62 \_ FALL \_ 3 days \_ BEFORE \_ G-Me180Ur \_ 35  
 73.33% \_ -0.96 \_ FALL \_ 3 days \_ BEFORE \_ G-Ve0Ma \_ 30  
 71.43% \_ -0.79 \_ FALL \_ 3 days \_ BEFORE \_ H-Ma60Ju \_ 28  
 81.25% \_ -1.25 \_ FALL \_ 10 days \_ BEFORE \_ G-Me0Ma \_ 48  
 70.97% \_ 0.53 \_ RISE \_ 1 days \_ AFTER \_ G-Ve0Ne \_ 31  
 71.88% \_ 0.98 \_ RISE \_ 3 days \_ AFTER \_ G-Me180Sa \_ 32  
 71.43% \_ 0.82 \_ RISE \_ 3 days \_ AFTER \_ H-Ea120Ma \_ 28  
 69.23% \_ -0.65 \_ FALL \_ 1 days \_ AFTER \_ G-Mo180Sa \_ 39  
 71.70% \_ -0.41 \_ FALL \_ 1 days \_ AFTER \_ H-Ea60PI \_ 53  
 71.43% \_ -0.49 \_ FALL \_ 1 days \_ AFTER \_ H-Ma30Sa \_ 28  
 68.97% \_ -0.47 \_ FALL \_ 1 days \_ AFTER \_ H-Ma120Ne \_ 29  
 70.97% \_ -0.67 \_ FALL \_ 3 days \_ AFTER \_ G-Me180Ju \_ 31  
 81.48% \_ -0.45 \_ FALL \_ 3 days \_ AFTER \_ G-Su30Ma \_ 27  
 74.19% \_ -0.86 \_ FALL \_ 3 days \_ AFTER \_ G-Ma30Sa \_ 31

(RML) Russell Corp. start Jan-5-1968

67.65% \_ 0.32 \_ RISE \_ 1 days \_ BEFORE \_ G-Mo0Ju \_ 34  
 67.39% \_ 0.32 \_ RISE \_ 1 days \_ BEFORE \_ H-Ea150PI \_ 46  
 69.23% \_ 0.33 \_ RISE \_ 3 days \_ BEFORE \_ G-Su60Sa \_ 52  
 75.00% \_ 0.26 \_ RISE \_ 3 days \_ BEFORE \_ H-Ve180Ma \_ 32  
 78.12% \_ -0.17 \_ FALL \_ 1 days \_ BEFORE \_ G-Ve90Ma \_ 32

69.44% -0.19 FALL 1 days BEFORE H-Ve180Ne 36  
 69.23% -0.66 FALL 3 days BEFORE G-Me0Ve 65  
 71.05% 0.42 RISE 1 days AFTER G-Mo0Ur 38  
 75.00% 0.22 RISE 1 days AFTER G-Me0Sa 32  
 68.29% 0.24 RISE 1 days AFTER G-Su90Ne 41  
 84.00% 0.36 RISE 1 days AFTER H-Ma30Ur 25  
 68.75% 0.41 RISE 3 days AFTER G-Me180Sa 32  
 70.00% 0.35 RISE 3 days AFTER G-Me120PI 60  
 74.07% 0.29 RISE 3 days AFTER G-Ve0Ur 27  
 69.23% 0.25 RISE 3 days AFTER H-Ve180Ur 39  
 70.00% -0.38 FALL 1 days AFTER G-Mo0Ve 30  
 72.73% -0.36 FALL 1 days AFTER G-Mo180Sa 33  
 67.74% -0.21 FALL 1 days AFTER G-Me60Ur 62  
 89.66% -0.26 FALL 1 days AFTER G-Ve60Ma 29  
 70.83% -0.18 FALL 1 days AFTER G-Ve60Sa 48  
 73.17% -0.15 FALL 1 days AFTER G-Ve150Ne 41  
 73.86% -0.17 FALL 1 days AFTER H-Me0Sa 88  
 68.29% -0.15 FALL 1 days AFTER H-Ve0Ju 41  
 80.00% -0.21 FALL 1 days AFTER H-Ea150Ma 25  
 67.50% -0.12 FALL 1 days AFTER H-Ea150Sa 40  
 68.63% -0.34 FALL 3 days AFTER G-Su150Ur 51  
 84.62% -0.27 FALL 3 days AFTER H-Ma90Sa 26  
 77.78% -0.21 FALL 3 days AFTER H-Ma120Ne 27

(RN) RJR Nabisco Holdings start Feb-5-1991

71.05% 0.51 RISE 1 days BEFORE G-Mo0Su 38  
 67.86% -0.71 FALL 1 days BEFORE H-Me90Ju 56  
 69.09% -0.71 FALL 1 days BEFORE H-Me90Ur 55  
 72.22% -1.24 FALL 3 days BEFORE H-Me60Ve 36  
 68.12% 0.50 RISE 1 days AFTER G-Mo120Su 69  
 68.75% 0.50 RISE 1 days AFTER H-Me30Ve 32  
 78.57% 0.66 RISE 1 days AFTER H-Me180Ur 28  
 71.43% 0.65 RISE 1 days AFTER H-Me180Ne 28

(RNB) Republic New York start Dec-28-1971

74.07% 0.29 RISE 1 days BEFORE H-Ve0Ma 27  
 70.97% -0.14 FALL 1 days BEFORE G-Ve60Ma 31  
 71.11% -0.20 FALL 1 days BEFORE G-Su120PI 45  
 67.39% -0.15 FALL 1 days BEFORE H-Ve120Ma 46  
 69.57% -0.23 FALL 1 days BEFORE H-Ea60Ne 46  
 71.43% -0.28 FALL 3 days BEFORE G-Me180PI 28  
 74.07% -0.21 FALL 3 days BEFORE H-Ma30Ne 27  
 72.22% 0.41 RISE 1 days AFTER G-Mo0Me 36

68.35% 0.58 RISE 1 days AFTER G-Mo60Sa 79  
 67.50% 0.62 RISE 1 days AFTER G-Mo0Ur 40  
 71.43% 0.56 RISE 1 days AFTER G-Mo60PI 77  
 67.44% 0.23 RISE 1 days AFTER G-Ve120Ju 43  
 68.75% 0.17 RISE 1 days AFTER G-Ve150Ur 48  
 70.83% 0.22 RISE 1 days AFTER G-Ve30PI 48  
 74.29% 0.12 RISE 1 days AFTER H-Ve0Ur 35  
 70.00% 0.33 RISE 3 days AFTER G-Ve30PI 50  
 68.75% -0.17 FALL 1 days AFTER G-Me150Ju 48  
 72.73% -0.12 FALL 1 days AFTER G-Su120Ur 44  
 71.43% -0.18 FALL 1 days AFTER H-Ve180Ne 35  
 76.19% -0.30 FALL 3 days AFTER H-Ea30Sa 42

(ROH) Rohm & Haas start Jan-3-1968

77.50% 0.38 RISE 1 days BEFORE G-Mo180Ma 40  
 67.44% 0.10 RISE 1 days BEFORE G-Me0Sa 43  
 72.22% 0.21 RISE 3 days BEFORE G-Ma150PI 36  
 71.43% 0.20 RISE 3 days BEFORE H-Ma60Ne 28  
 80.00% 0.26 RISE 10 days BEFORE G-Me180Sa 35  
 67.44% -0.13 FALL 1 days BEFORE H-Ve180Sa 43  
 67.39% -0.13 FALL 1 days BEFORE H-Ve180Ne 46  
 77.78% -0.10 FALL 1 days BEFORE H-Ea180Ju 27  
 69.86% 0.41 RISE 1 days AFTER G-Mo150Me 73  
 68.52% 0.18 RISE 1 days AFTER G-Ve90PI 54  
 72.41% 0.13 RISE 1 days AFTER H-Ve180Ma 29  
 70.18% 0.16 RISE 3 days AFTER G-Su90Ne 57  
 68.97% -0.12 FALL 1 days AFTER G-Me180Sa 29  
 69.09% -0.13 FALL 1 days AFTER G-Ve150Sa 55  
 80.77% -0.15 FALL 1 days AFTER G-Ve180Ne 26  
 70.59% -0.14 FALL 1 days AFTER H-Ve60Ea 34  
 71.74% -0.15 FALL 1 days AFTER H-Ve180Ne 46

(ROK) Rockwell Int'l. start Jan-3-1968

75.86% 0.20 RISE 1 days BEFORE G-Ma90Sa 29  
 67.44% 0.29 RISE 1 days BEFORE H-Ve0Sa 43  
 71.70% 0.30 RISE 1 days BEFORE H-Ea150PI 53  
 71.43% 0.48 RISE 3 days BEFORE G-Su120Ma 28  
 71.43% 0.52 RISE 3 days BEFORE H-Ve30Ea 35  
 72.09% 0.31 RISE 3 days BEFORE H-Ve0Ju 43  
 68.97% 0.50 RISE 3 days BEFORE H-Ma150Sa 29  
 70.00% -0.71 FALL 1 days BEFORE G-Mo180Ju 40  
 74.19% -0.13 FALL 1 days BEFORE G-Me0Ju 31  
 67.80% -0.47 FALL 1 days BEFORE G-Me90Ju 59

67.92% -0.30 FALL 1 days BEFORE G-Ve120Ju 53  
 67.31% -0.23 FALL 1 days BEFORE G-Su120Ju 52  
 72.73% -0.27 FALL 1 days BEFORE G-Ma120Ur 33  
 70.97% -0.39 FALL 1 days BEFORE H-Ma120Ur 31  
 68.97% -0.97 FALL 3 days BEFORE H-Ea150Ma 29  
 68.97% 0.19 RISE 1 days AFTER G-Me180Sa 29  
 71.79% 0.33 RISE 1 days AFTER G-Ve90Ma 39  
 75.00% 0.36 RISE 1 days AFTER G-Ve120Ma 32  
 68.97% 0.43 RISE 1 days AFTER G-Ve0PI 29  
 72.41% 0.21 RISE 1 days AFTER G-Ma60Ju 29  
 68.97% 0.25 RISE 1 days AFTER H-Ve150Ea 29  
 74.36% 0.21 RISE 1 days AFTER H-Ve180PI 39  
 68.97% 0.28 RISE 1 days AFTER H-Ma30Ne 29  
 69.70% 0.40 RISE 3 days AFTER G-Me180Sa 33  
 72.50% 0.48 RISE 3 days AFTER G-Ve90Ma 40  
 69.09% 0.38 RISE 3 days AFTER G-Ve60Ur 55  
 72.41% 0.81 RISE 3 days AFTER G-Ma90PI 29  
 68.75% 0.50 RISE 3 days AFTER H-Ve180Ma 32  
 68.97% 0.68 RISE 3 days AFTER H-Ea180Ur 29  
 73.33% 0.63 RISE 3 days AFTER H-Ma30Ne 30  
 68.75% 0.59 RISE 3 days AFTER H-Ma120PI 32  
 68.57% -0.76 FALL 1 days AFTER G-Mo0Ve 35  
 77.97% -0.22 FALL 1 days AFTER G-Me60Ve 59  
 71.79% -0.20 FALL 1 days AFTER G-Me0Sa 39  
 67.31% -0.24 FALL 1 days AFTER G-Su150Ju 52  
 71.43% -0.15 FALL 1 days AFTER G-Ma90Ur 28  
 67.44% -0.36 FALL 1 days AFTER H-Ve180Ne 43  
 70.00% -0.22 FALL 1 days AFTER H-Ea60PI 50  
 67.74% -0.28 FALL 1 days AFTER H-Ma150Ne 31  
 85.71% -0.24 FALL 1 days AFTER H-Ma150PI 28  
 71.43% -0.42 FALL 3 days AFTER H-Ma150PI 28

(ROST) Ross Stores start Aug-08-1985

69.23% 0.72 RISE 3 days BEFORE H-Ve60Ne 39  
 70.00% 0.80 RISE 3 days BEFORE H-Ve90Ne 40  
 68.42% -0.81 FALL 1 days BEFORE G-Mo0Ma 38  
 78.57% -0.58 FALL 1 days BEFORE G-Me150Ju 28  
 71.43% -1.13 FALL 3 days BEFORE G-Me150Ju 28  
 70.97% -1.49 FALL 3 days BEFORE H-Me0Ve 31  
 80.77% 0.71 RISE 3 days AFTER G-Me60Ve 26  
 73.53% 0.60 RISE 3 days AFTER H-Ve60Ur 34  
 73.21% -0.37 FALL 1 days AFTER G-Me30Ve 56  
 104.76% -0.29 FALL 1 days AFTER G-Me120Ju 21

79.41% -0.40 FALL 1 days AFTER H-Me0Ea 34  
 69.23% -0.44 FALL 1 days AFTER H-Me180Ne 52  
 76.67% -0.35 FALL 1 days AFTER H-Ve90Ju 30  
 67.65% -0.38 FALL 1 days AFTER H-Ve60Sa 34  
 71.43% -0.35 FALL 1 days AFTER H-Ve30Ur 35  
 78.95% -1.14 FALL 1 days AFTER H-Ve30Ne 38  
 68.00% -0.74 FALL 3 days AFTER H-Me180Ne 50

(RTRSY) Reuters Group start June-04-1984

67.74% 0.41 RISE 1 days BEFORE G-Me60Ve 31  
 74.07% 0.41 RISE 1 days BEFORE G-Ve60PI 27  
 69.05% 0.41 RISE 1 days BEFORE H-Ve60Sa 42  
 71.43% 0.39 RISE 1 days BEFORE H-Ea60PI 28  
 70.00% 0.87 RISE 3 days BEFORE G-Ve60PI 30  
 68.97% 1.17 RISE 3 days BEFORE G-Ve90PI 29  
 80.77% 0.90 RISE 3 days BEFORE G-Su150Ju 26  
 75.00% 0.95 RISE 3 days BEFORE G-Su30Sa 28  
 72.41% 1.03 RISE 3 days BEFORE G-Su90Sa 29  
 74.07% 0.85 RISE 3 days BEFORE G-Su30Ur 27  
 72.41% 0.90 RISE 3 days BEFORE G-Su30Ne 29  
 68.89% 0.89 RISE 3 days BEFORE H-Ve60Ne 45  
 85.71% 1.94 RISE 10 days BEFORE H-Ea150Sa 28  
 72.50% -0.91 FALL 1 days BEFORE G-Mo0Sa 40  
 68.97% -0.79 FALL 3 days BEFORE H-Ve120Ma 29  
 74.29% 0.72 RISE 1 days AFTER G-Me30Ju 35  
 73.33% 0.73 RISE 1 days AFTER G-Me120PI 30  
 73.33% 0.36 RISE 1 days AFTER G-Ve30Ju 30  
 72.41% 0.54 RISE 1 days AFTER G-Ve120Ur 29  
 72.41% 0.69 RISE 1 days AFTER G-Ve90PI 29  
 70.00% 1.26 RISE 3 days AFTER G-Me90Ju 30  
 71.43% 0.96 RISE 3 days AFTER G-Ve30Su 35  
 73.33% 0.94 RISE 3 days AFTER G-Ve150Ne 30  
 73.47% 1.07 RISE 3 days AFTER H-Me0Ma 49  
 75.00% 1.14 RISE 3 days AFTER H-Ea90Sa 28  
 69.44% -0.90 FALL 1 days AFTER G-Mo0Ve 36  
 68.29% -1.00 FALL 1 days AFTER G-Mo180Ma 41

(RX)IMS Health start July-2-1998

NONE

(RXSD) Rexall Sundown start June-21-1993

67.74% 0.30 RISE 1 days BEFORE G-Me30Ve 31  
 67.44% 0.39 RISE 1 days BEFORE H-Me150Ju 43



74.07% \_ -0.55 \_ FALL \_ 3 days \_ BEFORE \_ H-Me120Ve \_ 27  
 67.57% \_ 0.76 \_ RISE \_ 1 days \_ AFTER \_ G-Mo180Ve \_ 37  
 75.76% \_ 0.30 \_ RISE \_ 1 days \_ AFTER \_ H-Me120Ea \_ 33  
 80.00% \_ -0.24 \_ FALL \_ 1 days \_ AFTER \_ H-Me150Sa \_ 45

(RYC) Raychem start Jan-14-1972

70.45% \_ 0.43 \_ RISE \_ 3 days \_ BEFORE \_ G-Su60Ju \_ 44  
 71.43% \_ 0.43 \_ RISE \_ 3 days \_ BEFORE \_ H-Ma90PI \_ 28  
 84.00% \_ 0.44 \_ RISE \_ 10 days \_ BEFORE \_ H-Ea0Ju \_ 25  
 77.78% \_ -0.24 \_ FALL \_ 1 days \_ BEFORE \_ G-Me0Ma \_ 36  
 67.57% \_ -0.32 \_ FALL \_ 1 days \_ BEFORE \_ G-Su150Ju \_ 37  
 69.57% \_ -0.25 \_ FALL \_ 1 days \_ BEFORE \_ G-Su150PI \_ 46  
 73.53% \_ -0.21 \_ FALL \_ 1 days \_ BEFORE \_ H-Ve0Ne \_ 34  
 80.00% \_ -0.17 \_ FALL \_ 1 days \_ BEFORE \_ H-Ma90Ur \_ 25  
 68.97% \_ -0.46 \_ FALL \_ 3 days \_ BEFORE \_ H-Ve120Ea \_ 29  
 70.37% \_ 0.34 \_ RISE \_ 1 days \_ AFTER \_ G-Me60Ma \_ 54  
 70.77% \_ 0.27 \_ RISE \_ 1 days \_ AFTER \_ H-Me0Ea \_ 65  
 70.59% \_ 0.15 \_ RISE \_ 1 days \_ AFTER \_ H-Ve0Ne \_ 34  
 68.97% \_ 0.74 \_ RISE \_ 3 days \_ AFTER \_ G-Me60Ma \_ 58  
 69.39% \_ 0.39 \_ RISE \_ 3 days \_ AFTER \_ G-Ve120Ju \_ 49  
 68.00% \_ 0.31 \_ RISE \_ 3 days \_ AFTER \_ G-Su150PI \_ 50  
 68.75% \_ 0.38 \_ RISE \_ 3 days \_ AFTER \_ G-Ma150Ne \_ 32  
 71.70% \_ 0.39 \_ RISE \_ 3 days \_ AFTER \_ H-Ve30Ma \_ 53  
 69.23% \_ 0.44 \_ RISE \_ 3 days \_ AFTER \_ H-Ve0PI \_ 39  
 83.78% \_ 0.52 \_ RISE \_ 10 days \_ AFTER \_ H-Ve0Ju \_ 37  
 68.09% \_ -0.20 \_ FALL \_ 1 days \_ AFTER \_ G-Ve150Ne \_ 47  
 69.05% \_ -0.24 \_ FALL \_ 1 days \_ AFTER \_ H-Ve90Ma \_ 42  
 74.29% \_ -0.17 \_ FALL \_ 1 days \_ AFTER \_ H-Ve180PI \_ 35  
 70.45% \_ -0.20 \_ FALL \_ 1 days \_ AFTER \_ H-Ea120PI \_ 44  
 76.32% \_ -0.51 \_ FALL \_ 3 days \_ AFTER \_ G-Me90Ma \_ 38

(S) Sears Roebuck start Jan-3-1968

68.75% \_ 0.33 \_ RISE \_ 1 days \_ BEFORE \_ G-Me180Sa \_ 32  
 68.57% \_ 0.60 \_ RISE \_ 3 days \_ BEFORE \_ G-Ve0Ju \_ 35  
 69.84% \_ -0.37 \_ FALL \_ 1 days \_ BEFORE \_ G-Me90Ju \_ 63  
 74.19% \_ -0.46 \_ FALL \_ 1 days \_ BEFORE \_ H-Ma90Ur \_ 31  
 70.97% \_ -0.47 \_ FALL \_ 1 days \_ BEFORE \_ H-Ma120PI \_ 31  
 72.73% \_ -1.07 \_ FALL \_ 3 days \_ BEFORE \_ G-Ve0PI \_ 33  
 70.97% \_ -0.93 \_ FALL \_ 3 days \_ BEFORE \_ H-Ma90Ur \_ 31  
 76.32% \_ 0.41 \_ RISE \_ 1 days \_ AFTER \_ G-Ve120Ma \_ 38  
 77.78% \_ 0.35 \_ RISE \_ 1 days \_ AFTER \_ G-Ve0Ur \_ 27  
 69.70% \_ 0.56 \_ RISE \_ 1 days \_ AFTER \_ G-Ve0Ne \_ 33  
 74.07% \_ 0.48 \_ RISE \_ 1 days \_ AFTER \_ H-Ma30Ur \_ 27

69.70% \_ 0.71 \_ RISE \_ 3 days \_ AFTER \_ H-Ma120PI \_ 33  
 67.14% \_ -0.47 \_ FALL \_ 1 days \_ AFTER \_ G-Me90Ur \_ 70  
 67.14% \_ -0.39 \_ FALL \_ 1 days \_ AFTER \_ G-Me60PI \_ 70  
 67.21% \_ -0.41 \_ FALL \_ 1 days \_ AFTER \_ G-Ve60Sa \_ 61  
 70.00% \_ -0.37 \_ FALL \_ 1 days \_ AFTER \_ G-Ma30PI \_ 30  
 71.59% \_ -0.31 \_ FALL \_ 1 days \_ AFTER \_ H-Me180Ea \_ 88  
 68.09% \_ -0.44 \_ FALL \_ 1 days \_ AFTER \_ H-Ve0Ur \_ 47  
 73.33% \_ -0.37 \_ FALL \_ 1 days \_ AFTER \_ H-Ve180Ne \_ 45  
 71.43% \_ -0.45 \_ FALL \_ 1 days \_ AFTER \_ H-Ea180Sa \_ 28  
 74.07% \_ -0.54 \_ FALL \_ 1 days \_ AFTER \_ H-Ea180Ne \_ 27  
 71.43% \_ -0.46 \_ FALL \_ 1 days \_ AFTER \_ H-Ea180PI \_ 28  
 69.70% \_ -0.35 \_ FALL \_ 1 days \_ AFTER \_ H-Ma150Ne \_ 33  
 70.00% \_ -0.72 \_ FALL \_ 3 days \_ AFTER \_ H-Ma90Sa \_ 30  
 71.88% \_ -0.62 \_ FALL \_ 3 days \_ AFTER \_ H-Ma90PI \_ 32

(SAFC) SAFECO start Jan-14-1972

71.05% \_ 0.52 \_ RISE \_ 1 days \_ BEFORE \_ G-Mo180PI \_ 38  
 69.77% \_ 0.14 \_ RISE \_ 1 days \_ BEFORE \_ G-Su60PI \_ 43  
 70.00% \_ 0.23 \_ RISE \_ 3 days \_ BEFORE \_ G-Ma90Ne \_ 30  
 70.21% \_ 0.25 \_ RISE \_ 3 days \_ BEFORE \_ H-Ea150Ju \_ 47  
 68.18% \_ -0.15 \_ FALL \_ 1 days \_ BEFORE \_ H-Ea120Ju \_ 44  
 71.74% \_ -0.23 \_ FALL \_ 1 days \_ BEFORE \_ H-Ea90Sa \_ 46  
 69.39% \_ -0.12 \_ FALL \_ 3 days \_ BEFORE \_ G-Su150Sa \_ 49  
 70.97% \_ 0.13 \_ RISE \_ 1 days \_ AFTER \_ G-Me30Sa \_ 62  
 74.51% \_ 0.26 \_ RISE \_ 1 days \_ AFTER \_ G-Me150Ne \_ 51  
 67.74% \_ 0.23 \_ RISE \_ 1 days \_ AFTER \_ G-Me0PI \_ 31  
 68.09% \_ 0.15 \_ RISE \_ 1 days \_ AFTER \_ G-Ve30Sa \_ 47  
 71.74% \_ 0.24 \_ RISE \_ 1 days \_ AFTER \_ G-Su120Sa \_ 46  
 80.77% \_ 0.28 \_ RISE \_ 1 days \_ AFTER \_ H-Ve0Ma \_ 26  
 67.35% \_ 0.20 \_ RISE \_ 1 days \_ AFTER \_ H-Ea90PI \_ 49  
 69.57% \_ 0.35 \_ RISE \_ 3 days \_ AFTER \_ G-Su60Ur \_ 46  
 68.97% \_ 0.23 \_ RISE \_ 3 days \_ AFTER \_ G-Ma120Ur \_ 29  
 76.92% \_ 0.32 \_ RISE \_ 3 days \_ AFTER \_ G-Ma30PI \_ 27  
 71.79% \_ 0.28 \_ RISE \_ 3 days \_ AFTER \_ H-Ve30PI \_ 78  
 76.92% \_ 0.64 \_ RISE \_ 3 days \_ AFTER \_ H-Ea180Ne \_ 26  
 72.22% \_ -0.57 \_ FALL \_ 1 days \_ AFTER \_ G-Mo0Su \_ 36  
 68.52% \_ -0.25 \_ FALL \_ 1 days \_ AFTER \_ H-Me180Ve \_ 54  
 67.57% \_ -0.17 \_ FALL \_ 1 days \_ AFTER \_ H-Ea60Ju \_ 37  
 68.97% \_ -0.40 \_ FALL \_ 3 days \_ AFTER \_ G-Ma120Ne \_ 29

(SANM) Sanmina Corp. start April-15-1993

68.09% \_ 1.00 \_ RISE \_ 3 days \_ BEFORE \_ H-Me150Ne \_ 47  
 69.14% \_ -0.92 \_ FALL \_ 1 days \_ AFTER \_ G-Mo90Ju \_ 82

67.74% \_ 0.62 \_ RISE \_ 1 days \_ AFTER \_ G-Me30Ve \_ 31  
 68.97% \_ 1.22 \_ RISE \_ 3 days \_ AFTER \_ G-Me30Ve \_ 29  
 71.43% \_ 1.29 \_ RISE \_ 3 days \_ AFTER \_ H-Me120Ea \_ 35  
 68.29% \_ 0.72 \_ RISE \_ 3 days \_ AFTER \_ H-Me150Ma \_ 41

(SBC) SBC Communications start Nov-22-1983

68.75% \_ 0.14 \_ RISE \_ 1 days \_ BEFORE \_ G-Me60Ve \_ 32  
 71.79% \_ 0.28 \_ RISE \_ 1 days \_ BEFORE \_ G-Me30Ne \_ 39  
 68.97% \_ 0.35 \_ RISE \_ 1 days \_ BEFORE \_ G-Ve30Sa \_ 29  
 74.19% \_ 0.31 \_ RISE \_ 3 days \_ BEFORE \_ G-Ve30PI \_ 31  
 68.97% \_ 0.42 \_ RISE \_ 3 days \_ BEFORE \_ G-Su120Ur \_ 29  
 69.57% \_ 0.30 \_ RISE \_ 3 days \_ BEFORE \_ H-Ve150Ju \_ 46  
 70.00% \_ 0.55 \_ RISE \_ 3 days \_ BEFORE \_ H-Ea150Ne \_ 30  
 81.08% \_ 1.68 \_ RISE \_ 10 days \_ BEFORE \_ G-Me90PI \_ 37  
 68.97% \_ -0.21 \_ FALL \_ 1 days \_ BEFORE \_ H-Ea30PI \_ 29  
 67.74% \_ -0.16 \_ FALL \_ 1 days \_ BEFORE \_ H-Ea120PI \_ 31  
 69.23% \_ 0.16 \_ RISE \_ 1 days \_ AFTER \_ G-Me60Ju \_ 39  
 80.00% \_ 0.18 \_ RISE \_ 1 days \_ AFTER \_ G-Me120Sa \_ 30  
 71.43% \_ 0.14 \_ RISE \_ 1 days \_ AFTER \_ G-Me120Ur \_ 35  
 68.97% \_ 0.26 \_ RISE \_ 1 days \_ AFTER \_ G-Ve30Sa \_ 29  
 71.43% \_ 0.20 \_ RISE \_ 1 days \_ AFTER \_ G-Ve60PI \_ 28  
 68.57% \_ 0.19 \_ RISE \_ 3 days \_ AFTER \_ G-Me120Ju \_ 35  
 71.43% \_ 0.34 \_ RISE \_ 3 days \_ AFTER \_ G-Me120Ur \_ 35  
 75.00% \_ 0.38 \_ RISE \_ 3 days \_ AFTER \_ G-Ve150Sa \_ 32  
 74.07% \_ 0.31 \_ RISE \_ 3 days \_ AFTER \_ G-Su90Ju \_ 27  
 69.49% \_ 0.32 \_ RISE \_ 3 days \_ AFTER \_ H-Me180Ur \_ 59  
 68.97% \_ 0.48 \_ RISE \_ 3 days \_ AFTER \_ H-Ea30PI \_ 29  
 71.43% \_ -0.48 \_ FALL \_ 3 days \_ AFTER \_ H-Ve60Ne \_ 49  
 73.33% \_ -0.36 \_ FALL \_ 3 days \_ AFTER \_ H-Ea60PI \_ 30

(SBUX) Starbucks start June-29-1992

68.29% \_ 0.65 \_ RISE \_ 1 days \_ BEFORE \_ H-Me120Ea \_ 41  
 67.92% \_ 0.62 \_ RISE \_ 1 days \_ BEFORE \_ H-Me60Ju \_ 53  
 75.00% \_ -0.74 \_ FALL \_ 1 days \_ BEFORE \_ G-Mo0Sa \_ 40  
 67.39% \_ 0.71 \_ RISE \_ 1 days \_ AFTER \_ H-Me30Ma \_ 46  
 71.43% \_ 0.67 \_ RISE \_ 1 days \_ AFTER \_ H-Me90Sa \_ 49  
 68.29% \_ -0.87 \_ FALL \_ 1 days \_ AFTER \_ G-Mo180Ur \_ 41

(SCH) Charles Schwab start Sept-24-1987

69.44% \_ 0.78 \_ RISE \_ 1 days \_ BEFORE \_ G-Mo0Ve \_ 36  
 71.62% \_ 0.86 \_ RISE \_ 1 days \_ BEFORE \_ G-Mo30Su \_ 74  
 68.29% \_ 0.55 \_ RISE \_ 1 days \_ BEFORE \_ G-Mo180Ur \_ 41  
 68.57% \_ 0.28 \_ RISE \_ 1 days \_ BEFORE \_ H-Ve60Ur \_ 35

69.44% \_ 0.36 \_ RISE \_ 3 days \_ BEFORE \_ H-Me0Ea \_ 36  
 68.83% \_ 0.55 \_ RISE \_ 3 days \_ BEFORE \_ H-Me30Ma \_ 77  
 68.97% \_ -0.24 \_ FALL \_ 1 days \_ BEFORE \_ G-Me150Ju \_ 29  
 71.43% \_ -0.13 \_ FALL \_ 1 days \_ BEFORE \_ H-Ve150Ne \_ 35  
 67.57% \_ 0.83 \_ RISE \_ 1 days \_ AFTER \_ G-Mo0Me \_ 37  
 68.57% \_ 0.61 \_ RISE \_ 1 days \_ AFTER \_ G-Mo180Su \_ 36  
 67.39% \_ 0.21 \_ RISE \_ 1 days \_ AFTER \_ H-Me180Sa \_ 46  
 67.65% \_ 0.21 \_ RISE \_ 1 days \_ AFTER \_ H-Ve90Ju \_ 34  
 69.70% \_ 0.22 \_ RISE \_ 1 days \_ AFTER \_ H-Ve90Ur \_ 33  
 76.92% \_ 0.23 \_ RISE \_ 3 days \_ AFTER \_ G-Me60Ve \_ 26  
 69.44% \_ 0.61 \_ RISE \_ 3 days \_ AFTER \_ H-Ve90Ur \_ 36  
 69.44% \_ -0.59 \_ FALL \_ 3 days \_ AFTER \_ H-Ve30Ne \_ 36

(SEE) Sealed Air start May-4-1989

74.19% \_ 0.27 \_ RISE \_ 1 days \_ BEFORE \_ H-Ve90Sa \_ 31  
 70.00% \_ 0.47 \_ RISE \_ 1 days \_ BEFORE \_ H-Ve120Ne \_ 30  
 73.33% \_ 0.68 \_ RISE \_ 3 days \_ BEFORE \_ H-Ve90Sa \_ 30  
 70.27% \_ -0.50 \_ FALL \_ 1 days \_ BEFORE \_ G-Mo180Ve \_ 37  
 67.57% \_ -0.72 \_ FALL \_ 1 days \_ BEFORE \_ G-Mo0Ju \_ 37  
 69.44% \_ 0.73 \_ RISE \_ 1 days \_ AFTER \_ G-Mo30Ma \_ 72  
 71.43% \_ 0.32 \_ RISE \_ 1 days \_ AFTER \_ H-Me0Ea \_ 28  
 75.86% \_ 0.18 \_ RISE \_ 1 days \_ AFTER \_ H-Ve60Sa \_ 29  
 68.97% \_ 0.50 \_ RISE \_ 3 days \_ AFTER \_ H-Me0Ea \_ 29  
 68.83% \_ 0.70 \_ RISE \_ 3 days \_ AFTER \_ H-Me30PI \_ 77  
 77.78% \_ 0.48 \_ RISE \_ 3 days \_ AFTER \_ H-Ve60PI \_ 27  
 68.97% \_ 0.49 \_ RISE \_ 3 days \_ AFTER \_ H-Ve150PI \_ 29  
 80.65% \_ -0.33 \_ FALL \_ 1 days \_ AFTER \_ H-Ve90Sa \_ 31  
 68.97% \_ -0.62 \_ FALL \_ 3 days \_ AFTER \_ H-Ve150Ur \_ 29

(SEG) Seagate Technology start Sept-25-1981

67.50% \_ 0.26 \_ RISE \_ 1 days \_ BEFORE \_ G-Me30Ne \_ 40  
 67.74% \_ 0.44 \_ RISE \_ 1 days \_ BEFORE \_ G-Su60Sa \_ 31  
 68.57% \_ 0.83 \_ RISE \_ 3 days \_ BEFORE \_ G-Me60Ve \_ 35  
 69.70% \_ 0.52 \_ RISE \_ 3 days \_ BEFORE \_ G-Ve120PI \_ 33  
 69.44% \_ 0.59 \_ RISE \_ 3 days \_ BEFORE \_ H-Ve60Ma \_ 36  
 68.75% \_ 0.54 \_ RISE \_ 3 days \_ BEFORE \_ H-Ea150Ur \_ 32  
 68.57% \_ -0.29 \_ FALL \_ 1 days \_ BEFORE \_ H-Ve30Ma \_ 35  
 68.75% \_ -0.34 \_ FALL \_ 1 days \_ BEFORE \_ H-Ea150Ne \_ 32  
 71.88% \_ -0.44 \_ FALL \_ 1 days \_ BEFORE \_ H-Ea30PI \_ 32  
 67.65% \_ 0.46 \_ RISE \_ 1 days \_ AFTER \_ G-Me150Ur \_ 34  
 82.14% \_ 0.36 \_ RISE \_ 1 days \_ AFTER \_ H-Ea120Sa \_ 28  
 70.59% \_ 0.76 \_ RISE \_ 3 days \_ AFTER \_ G-Ve30Ne \_ 34  
 73.33% \_ 0.65 \_ RISE \_ 3 days \_ AFTER \_ G-Ve150PI \_ 30

68.75% \_ 0.41 \_ RISE \_ 3 days \_ AFTER \_ G-Su120Ur \_ 32  
 69.81% \_ 0.71 \_ RISE \_ 3 days \_ AFTER \_ H-Ve90Ne \_ 53  
 70.59% \_ 0.59 \_ RISE \_ 3 days \_ AFTER \_ H-Ve150Ne \_ 51  
 70.97% \_ 0.57 \_ RISE \_ 3 days \_ AFTER \_ H-Ea120Ur \_ 31  
 77.42% \_ -0.27 \_ FALL \_ 1 days \_ AFTER \_ G-Me150Sa \_ 31  
 73.33% \_ -0.33 \_ FALL \_ 1 days \_ AFTER \_ H-Ea90Ju \_ 30  
 74.07% \_ -0.63 \_ FALL \_ 3 days \_ AFTER \_ G-Su90Ju \_ 27

(SFA) Scientific-Atlanta start Jan-3-1968

70.97% \_ 0.18 \_ RISE \_ 1 days \_ BEFORE \_ G-Me180Sa \_ 31  
 74.07% \_ 0.21 \_ RISE \_ 1 days \_ BEFORE \_ H-Ea180Ur \_ 27  
 75.00% \_ 0.28 \_ RISE \_ 3 days \_ BEFORE \_ H-Ea90Ma \_ 28  
 81.48% \_ 0.45 \_ RISE \_ 10 days \_ BEFORE \_ H-Ea180Ju \_ 27  
 78.12% \_ -0.11 \_ FALL \_ 1 days \_ BEFORE \_ G-Me150PI \_ 64  
 79.31% \_ -0.25 \_ FALL \_ 1 days \_ BEFORE \_ G-Ve0Ma \_ 29  
 74.07% \_ -0.18 \_ FALL \_ 1 days \_ BEFORE \_ G-Su90Ma \_ 27  
 67.24% \_ -0.12 \_ FALL \_ 1 days \_ BEFORE \_ G-Su150PI \_ 58  
 69.70% \_ -0.18 \_ FALL \_ 1 days \_ BEFORE \_ G-Ma60Ju \_ 33  
 68.97% \_ -0.19 \_ FALL \_ 1 days \_ BEFORE \_ G-Ma60Sa \_ 29  
 68.57% \_ -0.18 \_ FALL \_ 1 days \_ BEFORE \_ G-Ma150Ur \_ 35  
 73.33% \_ -0.22 \_ FALL \_ 3 days \_ BEFORE \_ H-Ve0PI \_ 45  
 68.83% \_ 0.54 \_ RISE \_ 1 days \_ AFTER \_ G-Mo120Sa \_ 77  
 67.86% \_ 0.14 \_ RISE \_ 1 days \_ AFTER \_ G-Ve90Ju \_ 56  
 74.19% \_ 0.09 \_ RISE \_ 1 days \_ AFTER \_ G-Ma60Ur \_ 31  
 74.42% \_ 0.14 \_ RISE \_ 1 days \_ AFTER \_ H-Ve0Ne \_ 43  
 68.97% \_ 0.13 \_ RISE \_ 1 days \_ AFTER \_ H-Ea0PI \_ 29  
 80.00% \_ 0.16 \_ RISE \_ 1 days \_ AFTER \_ H-Ma30Ne \_ 25  
 69.44% \_ 0.30 \_ RISE \_ 3 days \_ AFTER \_ G-Ve90Ma \_ 36  
 72.41% \_ 0.27 \_ RISE \_ 3 days \_ AFTER \_ G-Ve150PI \_ 58  
 68.97% \_ 0.25 \_ RISE \_ 3 days \_ AFTER \_ G-Ma60Ur \_ 29  
 68.00% \_ 0.19 \_ RISE \_ 3 days \_ AFTER \_ H-Ve0Ne \_ 50  
 77.78% \_ 0.25 \_ RISE \_ 3 days \_ AFTER \_ H-Ma30Ne \_ 27  
 68.42% \_ -0.40 \_ FALL \_ 1 days \_ AFTER \_ G-Mo0Sa \_ 38  
 83.33% \_ -0.12 \_ FALL \_ 1 days \_ AFTER \_ G-Ve0PI \_ 24  
 70.21% \_ -0.07 \_ FALL \_ 1 days \_ AFTER \_ G-Su120Ur \_ 47  
 72.73% \_ -0.25 \_ FALL \_ 3 days \_ AFTER \_ G-Ma120Ne \_ 33  
 69.44% \_ -0.19 \_ FALL \_ 3 days \_ AFTER \_ H-Ve30Ea \_ 36

(SGI) Silicon Graphics start Oct-30-1986

68.42% \_ 0.58 \_ RISE \_ 1 days \_ BEFORE \_ G-Mo180Ma \_ 38  
 71.43% \_ 0.47 \_ RISE \_ 3 days \_ BEFORE \_ G-Me30Ju \_ 35  
 73.68% \_ 0.57 \_ RISE \_ 3 days \_ BEFORE \_ H-Ve60Ne \_ 38  
 69.44% \_ -0.46 \_ FALL \_ 1 days \_ BEFORE \_ G-Mo120Ve \_ 72

70.00% \_ -0.40 \_ FALL \_ 1 days \_ BEFORE \_ G-Mo0Ur \_ 40  
 73.33% \_ -0.37 \_ FALL \_ 1 days \_ BEFORE \_ G-Me150Ju \_ 30  
 73.33% \_ -0.81 \_ FALL \_ 1 days \_ BEFORE \_ G-Me60PI \_ 30  
 70.97% \_ -1.03 \_ FALL \_ 3 days \_ BEFORE \_ G-Me60PI \_ 31  
 76.00% \_ -0.52 \_ FALL \_ 3 days \_ BEFORE \_ H-Me0Ju \_ 50  
 69.70% \_ 0.52 \_ RISE \_ 1 days \_ AFTER \_ G-Mo180Su \_ 33  
 67.57% \_ 0.38 \_ RISE \_ 1 days \_ AFTER \_ G-Mo180Ju \_ 37  
 84.00% \_ 0.32 \_ RISE \_ 1 days \_ AFTER \_ G-Me90Sa \_ 25  
 70.00% \_ 0.35 \_ RISE \_ 1 days \_ AFTER \_ G-Me60PI \_ 30  
 67.57% \_ 0.27 \_ RISE \_ 1 days \_ AFTER \_ H-Ve30PI \_ 37  
 70.97% \_ 0.70 \_ RISE \_ 3 days \_ AFTER \_ G-Me30PI \_ 31  
 74.19% \_ 0.82 \_ RISE \_ 3 days \_ AFTER \_ G-Me60PI \_ 31  
 68.42% \_ -0.48 \_ FALL \_ 1 days \_ AFTER \_ G-Mo180Sa \_ 38  
 68.42% \_ -0.35 \_ FALL \_ 1 days \_ AFTER \_ G-Mo0Ne \_ 38  
 80.00% \_ -0.33 \_ FALL \_ 1 days \_ AFTER \_ G-Me120Ju \_ 25

(SGP) Schering-Plough start Jan-3-1968

69.51% \_ 0.62 \_ RISE \_ 1 days \_ BEFORE \_ G-Mo150Ne \_ 82  
 71.88% \_ 0.12 \_ RISE \_ 1 days \_ BEFORE \_ G-Me180PI \_ 32  
 70.97% \_ 0.13 \_ RISE \_ 1 days \_ BEFORE \_ H-Ve0Ma \_ 31  
 68.57% \_ 0.23 \_ RISE \_ 3 days \_ BEFORE \_ G-Me180Sa \_ 35  
 71.05% \_ 0.23 \_ RISE \_ 3 days \_ BEFORE \_ H-Ve120Ea \_ 38  
 68.09% \_ 0.22 \_ RISE \_ 3 days \_ BEFORE \_ H-Ve0Ju \_ 47  
 71.43% \_ 0.16 \_ RISE \_ 3 days \_ BEFORE \_ H-Ea60Ma \_ 28  
 77.42% \_ 0.24 \_ RISE \_ 3 days \_ BEFORE \_ H-Ma90PI \_ 31  
 76.92% \_ -0.33 \_ FALL \_ 1 days \_ BEFORE \_ G-Ve0Ma \_ 26  
 71.43% \_ 0.70 \_ RISE \_ 1 days \_ AFTER \_ G-Mo180Me \_ 35  
 70.00% \_ 0.10 \_ RISE \_ 1 days \_ AFTER \_ G-Me180Ne \_ 30  
 67.57% \_ 0.08 \_ RISE \_ 1 days \_ AFTER \_ G-Ve120Ma \_ 37  
 67.74% \_ 0.25 \_ RISE \_ 1 days \_ AFTER \_ G-Ma120PI \_ 31  
 75.00% \_ 0.12 \_ RISE \_ 1 days \_ AFTER \_ H-Ve120Ea \_ 36  
 74.55% \_ 0.13 \_ RISE \_ 1 days \_ AFTER \_ H-Ea120Ne \_ 55  
 76.92% \_ 0.09 \_ RISE \_ 1 days \_ AFTER \_ H-Ea0PI \_ 26  
 83.33% \_ 0.09 \_ RISE \_ 1 days \_ AFTER \_ H-Ma60Ju \_ 24  
 76.67% \_ 0.16 \_ RISE \_ 1 days \_ AFTER \_ H-Ma30Ur \_ 30  
 72.41% \_ 0.11 \_ RISE \_ 1 days \_ AFTER \_ H-Ma150Ur \_ 29  
 67.74% \_ 0.15 \_ RISE \_ 1 days \_ AFTER \_ H-Ma120PI \_ 31  
 68.57% \_ 0.21 \_ RISE \_ 3 days \_ AFTER \_ G-Me180Sa \_ 35  
 75.00% \_ 0.24 \_ RISE \_ 3 days \_ AFTER \_ G-Me180PI \_ 32  
 73.33% \_ 0.36 \_ RISE \_ 3 days \_ AFTER \_ G-Ve0Ma \_ 30  
 71.79% \_ 0.23 \_ RISE \_ 3 days \_ AFTER \_ G-Ve120Ma \_ 39  
 68.75% \_ 0.23 \_ RISE \_ 3 days \_ AFTER \_ G-Ve180Ur \_ 32  
 68.97% \_ 0.16 \_ RISE \_ 3 days \_ AFTER \_ G-Su30Ma \_ 29

72.22% \_ 0.26 \_ RISE \_ 3 days \_ AFTER \_ G-Su120Ur \_ 54  
 68.97% \_ 0.13 \_ RISE \_ 3 days \_ AFTER \_ G-Ma90Sa \_ 29  
 75.76% \_ 0.25 \_ RISE \_ 3 days \_ AFTER \_ G-Ma90PI \_ 33  
 68.75% \_ 0.29 \_ RISE \_ 3 days \_ AFTER \_ H-Ma30Ur \_ 32  
 75.00% \_ 0.23 \_ RISE \_ 3 days \_ AFTER \_ H-Ma120PI \_ 32  
 72.41% \_ -0.13 \_ FALL \_ 1 days \_ AFTER \_ H-Ve180Ma \_ 29  
 71.43% \_ -0.17 \_ FALL \_ 3 days \_ AFTER \_ H-Ea150Ma \_ 28

(SHW) Sherwin-Williams start Jan-3-1968

71.43% \_ 0.13 \_ RISE \_ 1 days \_ BEFORE \_ G-Ve150Ma \_ 28  
 71.88% \_ 0.21 \_ RISE \_ 1 days \_ BEFORE \_ G-Ma90Ur \_ 32  
 70.00% \_ 0.26 \_ RISE \_ 1 days \_ BEFORE \_ G-Ma30Ne \_ 30  
 68.97% \_ 0.39 \_ RISE \_ 3 days \_ BEFORE \_ G-Ma90Sa \_ 29  
 75.00% \_ -0.38 \_ FALL \_ 1 days \_ BEFORE \_ G-Su90Ma \_ 28  
 69.70% \_ -0.17 \_ FALL \_ 1 days \_ BEFORE \_ G-Ma150Ur \_ 33  
 71.43% \_ -0.27 \_ FALL \_ 1 days \_ BEFORE \_ H-Ea60Ma \_ 28  
 72.41% \_ -0.22 \_ FALL \_ 3 days \_ BEFORE \_ G-Ve180Ju \_ 29  
 72.41% \_ -0.47 \_ FALL \_ 3 days \_ BEFORE \_ G-Su90Ma \_ 29  
 67.11% \_ 0.52 \_ RISE \_ 1 days \_ AFTER \_ G-Mo30Ju \_ 76  
 68.33% \_ 0.17 \_ RISE \_ 1 days \_ AFTER \_ G-Me90Sa \_ 60  
 67.86% \_ 0.22 \_ RISE \_ 1 days \_ AFTER \_ G-Ve30Ur \_ 56  
 68.75% \_ 0.13 \_ RISE \_ 1 days \_ AFTER \_ H-Ve60Ea \_ 32  
 76.92% \_ 0.22 \_ RISE \_ 1 days \_ AFTER \_ H-Ea180PI \_ 26  
 76.67% \_ 0.31 \_ RISE \_ 3 days \_ AFTER \_ G-Ve0PI \_ 30  
 68.42% \_ 0.36 \_ RISE \_ 3 days \_ AFTER \_ G-Su30PI \_ 57  
 69.09% \_ -0.21 \_ FALL \_ 1 days \_ AFTER \_ G-Su120Ne \_ 55  
 70.45% \_ -0.14 \_ FALL \_ 1 days \_ AFTER \_ H-Ve0Ur \_ 44  
 74.29% \_ -0.31 \_ FALL \_ 3 days \_ AFTER \_ G-Ve60Ma \_ 35  
 69.81% \_ -0.31 \_ FALL \_ 3 days \_ AFTER \_ G-Su150Ur \_ 53  
 69.44% \_ -0.21 \_ FALL \_ 3 days \_ AFTER \_ G-Ma120Ur \_ 36  
 77.78% \_ -0.30 \_ FALL \_ 3 days \_ AFTER \_ H-Ma120Sa \_ 27

(SIAL) Sigma-Aldrich start Aug-8-1975

72.22% \_ 0.55 \_ RISE \_ 1 days \_ BEFORE \_ G-Mo0Ve \_ 36  
 67.74% \_ 0.31 \_ RISE \_ 1 days \_ BEFORE \_ G-Ve60Ju \_ 31  
 67.65% \_ 0.36 \_ RISE \_ 1 days \_ BEFORE \_ G-Ve150Sa \_ 34  
 75.86% \_ 0.37 \_ RISE \_ 1 days \_ BEFORE \_ G-Su30Sa \_ 29  
 67.74% \_ 0.32 \_ RISE \_ 1 days \_ BEFORE \_ G-Su120Ne \_ 31  
 71.43% \_ 0.39 \_ RISE \_ 3 days \_ BEFORE \_ G-Me0Ur \_ 28  
 69.05% \_ 0.44 \_ RISE \_ 3 days \_ BEFORE \_ G-Ve120Ur \_ 42  
 72.73% \_ 0.68 \_ RISE \_ 3 days \_ BEFORE \_ G-Su30Sa \_ 33  
 69.44% \_ 0.61 \_ RISE \_ 3 days \_ BEFORE \_ G-Su30PI \_ 36  
 68.42% \_ 0.77 \_ RISE \_ 3 days \_ BEFORE \_ H-Ve90Ma \_ 38

73.68% \_ 0.70 \_ RISE \_ 3 days \_ BEFORE \_ H-Ea150PI \_ 38  
 70.97% \_ -0.39 \_ FALL \_ 1 days \_ BEFORE \_ G-Ve120Sa \_ 31  
 67.57% \_ -0.40 \_ FALL \_ 1 days \_ BEFORE \_ H-Ve60Ma \_ 37  
 71.88% \_ -0.66 \_ FALL \_ 3 days \_ BEFORE \_ G-Me0Ma \_ 32  
 69.23% \_ -0.41 \_ FALL \_ 3 days \_ BEFORE \_ H-Ve60Ma \_ 39  
 68.42% \_ 0.33 \_ RISE \_ 1 days \_ AFTER \_ G-Me60Ve \_ 38  
 74.29% \_ 0.33 \_ RISE \_ 1 days \_ AFTER \_ H-Ve30Ma \_ 35  
 69.39% \_ 0.43 \_ RISE \_ 1 days \_ AFTER \_ H-Ve120Ne \_ 49  
 70.00% \_ 0.35 \_ RISE \_ 1 days \_ AFTER \_ H-Ea150PI \_ 30  
 75.61% \_ 0.51 \_ RISE \_ 3 days \_ AFTER \_ G-Me60Ve \_ 41  
 70.45% \_ 0.56 \_ RISE \_ 3 days \_ AFTER \_ G-Ve30Su \_ 44  
 75.76% \_ 0.56 \_ RISE \_ 3 days \_ AFTER \_ G-Ve120Ju \_ 33  
 69.23% \_ 0.42 \_ RISE \_ 3 days \_ AFTER \_ G-Ve30PI \_ 39  
 70.00% \_ 0.61 \_ RISE \_ 3 days \_ AFTER \_ H-Me60Ea \_ 120  
 68.06% \_ 0.60 \_ RISE \_ 3 days \_ AFTER \_ H-Me180Ur \_ 72  
 69.44% \_ 0.63 \_ RISE \_ 3 days \_ AFTER \_ H-Me0PI \_ 72  
 71.43% \_ 0.80 \_ RISE \_ 3 days \_ AFTER \_ H-Ea120Ur \_ 35  
 69.57% \_ -0.40 \_ FALL \_ 1 days \_ AFTER \_ G-Me30Ur \_ 46  
 72.22% \_ -0.26 \_ FALL \_ 1 days \_ AFTER \_ G-Me90Ur \_ 36  
 69.23% \_ -0.39 \_ FALL \_ 1 days \_ AFTER \_ G-Me90PI \_ 39  
 77.42% \_ -0.46 \_ FALL \_ 1 days \_ AFTER \_ G-Ve60Sa \_ 31  
 75.86% \_ -0.40 \_ FALL \_ 1 days \_ AFTER \_ G-Ve90Ur \_ 29  
 68.42% \_ -0.61 \_ FALL \_ 3 days \_ AFTER \_ G-Me120Sa \_ 38  
 69.70% \_ -0.73 \_ FALL \_ 3 days \_ AFTER \_ G-Su30Sa \_ 33

(SLB) Schlumberger Limited start Jan-3-1968

67.65% \_ 0.52 \_ RISE \_ 1 days \_ BEFORE \_ G-Me180Sa \_ 34  
 69.70% \_ 0.40 \_ RISE \_ 1 days \_ BEFORE \_ G-Ve180Ur \_ 33  
 75.76% \_ 0.84 \_ RISE \_ 3 days \_ BEFORE \_ G-Me180PI \_ 33  
 70.97% \_ 0.91 \_ RISE \_ 3 days \_ BEFORE \_ G-Ve180Ur \_ 31  
 77.42% \_ 0.73 \_ RISE \_ 3 days \_ BEFORE \_ H-Ea0Ur \_ 31  
 72.41% \_ 1.20 \_ RISE \_ 3 days \_ BEFORE \_ H-Ma60Ne \_ 29  
 68.25% \_ -0.83 \_ FALL \_ 1 days \_ BEFORE \_ G-Me90Ju \_ 63  
 74.29% \_ -0.50 \_ FALL \_ 1 days \_ BEFORE \_ G-Ve120Ma \_ 35  
 70.97% \_ -0.71 \_ FALL \_ 1 days \_ BEFORE \_ G-Ma60Ne \_ 31  
 80.77% \_ -0.52 \_ FALL \_ 1 days \_ BEFORE \_ H-Ea180Ju \_ 26  
 70.00% \_ -0.86 \_ FALL \_ 3 days \_ BEFORE \_ H-Ma120Ur \_ 30  
 67.57% \_ 1.44 \_ RISE \_ 1 days \_ AFTER \_ G-Mo180Ve \_ 37  
 75.86% \_ 0.73 \_ RISE \_ 1 days \_ AFTER \_ G-Ve0Ma \_ 29  
 67.74% \_ 0.49 \_ RISE \_ 1 days \_ AFTER \_ G-Ma60Ne \_ 31  
 69.64% \_ 0.62 \_ RISE \_ 1 days \_ AFTER \_ H-Ea60Ur \_ 56  
 81.25% \_ 0.89 \_ RISE \_ 1 days \_ AFTER \_ H-Ma120PI \_ 32  
 68.42% \_ 0.89 \_ RISE \_ 3 days \_ AFTER \_ G-Ve120Ma \_ 38

74.19% \_ 1.31 \_ RISE \_ 3 days \_ AFTER \_ G-Ve0Ur \_ 31  
 75.00% \_ 0.86 \_ RISE \_ 3 days \_ AFTER \_ G-Ma90Ju \_ 32  
 71.88% \_ 0.75 \_ RISE \_ 3 days \_ AFTER \_ G-Ma60Ne \_ 32  
 81.82% \_ 1.63 \_ RISE \_ 3 days \_ AFTER \_ H-Ma120PI \_ 33  
 67.09% \_ -0.61 \_ FALL \_ 1 days \_ AFTER \_ G-Me30Ju \_ 79  
 71.43% \_ -0.73 \_ FALL \_ 1 days \_ AFTER \_ G-Ve60Ma \_ 35  
 76.47% \_ -0.59 \_ FALL \_ 1 days \_ AFTER \_ H-Ve30Ea \_ 34  
 68.97% \_ -0.42 \_ FALL \_ 1 days \_ AFTER \_ H-Ea180Sa \_ 29  
 77.78% \_ -0.91 \_ FALL \_ 1 days \_ AFTER \_ H-Ea180PI \_ 27  
 71.43% \_ -0.78 \_ FALL \_ 3 days \_ AFTER \_ H-Ea180Sa \_ 28

(SLE) Sara Lee start Jan-3-1968

70.97% \_ 0.07 \_ RISE \_ 1 days \_ BEFORE \_ G-Me180PI \_ 31  
 67.27% \_ 0.07 \_ RISE \_ 1 days \_ BEFORE \_ H-Ea120Ne \_ 55  
 68.18% \_ 0.10 \_ RISE \_ 3 days \_ BEFORE \_ G-Ve120PI \_ 66  
 67.74% \_ -0.13 \_ FALL \_ 1 days \_ BEFORE \_ G-Ma120Ne \_ 31  
 75.00% \_ -0.19 \_ FALL \_ 3 days \_ BEFORE \_ H-Ea150Ma \_ 28  
 73.33% \_ -0.19 \_ FALL \_ 3 days \_ BEFORE \_ H-Ea180Ne \_ 30  
 68.97% \_ -0.13 \_ FALL \_ 3 days \_ BEFORE \_ H-Ma90Ur \_ 29  
 81.48% \_ 0.08 \_ RISE \_ 1 days \_ AFTER \_ G-Me180Sa \_ 27  
 67.05% \_ 0.10 \_ RISE \_ 1 days \_ AFTER \_ H-Ve90Sa \_ 88  
 68.57% \_ 0.16 \_ RISE \_ 3 days \_ AFTER \_ H-Ve120Ea \_ 35  
 68.63% \_ -0.07 \_ FALL \_ 1 days \_ AFTER \_ H-Ea60Ju \_ 51

(SLM) SLM Holding Corp. start Oct-3-1983

72.41% \_ 0.31 \_ RISE \_ 1 days \_ BEFORE \_ G-Ve150Sa \_ 29  
 79.31% \_ 0.30 \_ RISE \_ 1 days \_ BEFORE \_ G-Ve90PI \_ 29  
 75.86% \_ 0.25 \_ RISE \_ 1 days \_ BEFORE \_ G-Ve120PI \_ 29  
 70.00% \_ 0.28 \_ RISE \_ 1 days \_ BEFORE \_ H-Me180Sa \_ 60  
 69.44% \_ 0.53 \_ RISE \_ 3 days \_ BEFORE \_ G-Ve30Su \_ 36  
 71.43% \_ 0.29 \_ RISE \_ 3 days \_ BEFORE \_ G-Su60Ne \_ 28  
 70.83% \_ 0.52 \_ RISE \_ 3 days \_ BEFORE \_ H-Me180Ea \_ 48  
 80.77% \_ 0.77 \_ RISE \_ 3 days \_ BEFORE \_ H-Ea30Ju \_ 26  
 71.43% \_ 0.34 \_ RISE \_ 3 days \_ BEFORE \_ H-Ea150Sa \_ 28  
 75.86% \_ 0.39 \_ RISE \_ 3 days \_ BEFORE \_ H-Ea120Ne \_ 29  
 75.00% \_ -0.30 \_ FALL \_ 1 days \_ BEFORE \_ H-Ea120PI \_ 28  
 72.22% \_ 0.17 \_ RISE \_ 1 days \_ AFTER \_ G-Me30Ma \_ 36  
 72.41% \_ 0.25 \_ RISE \_ 1 days \_ AFTER \_ G-Me90Sa \_ 29  
 68.18% \_ 0.28 \_ RISE \_ 1 days \_ AFTER \_ H-Ve120Ju \_ 44  
 74.42% \_ 0.26 \_ RISE \_ 1 days \_ AFTER \_ H-Ve90Ur \_ 43  
 74.19% \_ 0.54 \_ RISE \_ 3 days \_ AFTER \_ G-Ve30Sa \_ 31  
 73.33% \_ 0.53 \_ RISE \_ 3 days \_ AFTER \_ G-Ve60Ur \_ 31  
 68.89% \_ 0.36 \_ RISE \_ 3 days \_ AFTER \_ H-Ve150Ne \_ 45

75.86% \_ 0.52 \_ RISE \_ 3 days \_ AFTER \_ H-Ea120Sa \_ 29  
 72.41% \_ 0.38 \_ RISE \_ 3 days \_ AFTER \_ H-Ea90Ur \_ 29  
 85.71% \_ 1.12 \_ RISE \_ 10 days \_ AFTER \_ H-Ea120Sa \_ 29  
 67.74% \_ -0.20 \_ FALL \_ 1 days \_ AFTER \_ G-Me150Ur \_ 31  
 73.33% \_ -0.42 \_ FALL \_ 3 days \_ AFTER \_ H-Ve60Ma \_ 30

(SLR) Solectron start Nov-17-1989

68.57% \_ 1.12 \_ RISE \_ 1 days \_ BEFORE \_ G-Mo0Su \_ 35  
 80.00% \_ 0.73 \_ RISE \_ 1 days \_ BEFORE \_ G-Me30Ur \_ 25  
 69.44% \_ 0.66 \_ RISE \_ 1 days \_ BEFORE \_ H-Me0Ne \_ 36  
 69.70% \_ 1.24 \_ RISE \_ 3 days \_ BEFORE \_ H-Me180Ma \_ 33  
 68.97% \_ 1.40 \_ RISE \_ 3 days \_ BEFORE \_ H-Ve90Ur \_ 29  
 71.43% \_ 0.99 \_ RISE \_ 3 days \_ BEFORE \_ H-Ve120Ur \_ 28  
 87.50% \_ -0.50 \_ FALL \_ 1 days \_ BEFORE \_ G-Me60PI \_ 24  
 68.97% \_ 0.87 \_ RISE \_ 1 days \_ AFTER \_ H-Ve120Sa \_ 29  
 76.92% \_ 0.65 \_ RISE \_ 1 days \_ AFTER \_ H-Ve150PI \_ 26  
 69.01% \_ 1.06 \_ RISE \_ 3 days \_ AFTER \_ H-Me60Ur \_ 71  
 71.43% \_ 1.73 \_ RISE \_ 3 days \_ AFTER \_ H-Ve120Ju \_ 28  
 72.41% \_ 1.64 \_ RISE \_ 3 days \_ AFTER \_ H-Ve120Sa \_ 29  
 68.97% \_ 0.96 \_ RISE \_ 3 days \_ AFTER \_ H-Ve90Ne \_ 29

(SMI) Springs Industries start Jan-3-1968

71.43% \_ 0.56 \_ RISE \_ 1 days \_ BEFORE \_ G-Mo180Ju \_ 42  
 67.65% \_ 0.33 \_ RISE \_ 1 days \_ BEFORE \_ G-Me0Sa \_ 34  
 68.42% \_ 0.44 \_ RISE \_ 1 days \_ BEFORE \_ H-Ve150Ma \_ 57  
 68.09% \_ 0.30 \_ RISE \_ 1 days \_ BEFORE \_ H-Ea30Ju \_ 47  
 80.00% \_ 0.32 \_ RISE \_ 1 days \_ BEFORE \_ H-Ea0Ur \_ 25  
 67.35% \_ 0.30 \_ RISE \_ 1 days \_ BEFORE \_ H-Ea150Ur \_ 49  
 67.35% \_ 0.30 \_ RISE \_ 1 days \_ BEFORE \_ H-Ea120Ne \_ 49  
 72.41% \_ 0.40 \_ RISE \_ 1 days \_ BEFORE \_ H-Ma120Ne \_ 29  
 68.00% \_ 0.70 \_ RISE \_ 3 days \_ BEFORE \_ G-Su60Ju \_ 50  
 70.00% \_ 0.64 \_ RISE \_ 3 days \_ BEFORE \_ G-Ma30Ju \_ 30  
 68.57% \_ 0.54 \_ RISE \_ 3 days \_ BEFORE \_ H-Ve30Ea \_ 35  
 70.00% \_ 0.76 \_ RISE \_ 3 days \_ BEFORE \_ H-Ea180Sa \_ 30  
 76.67% \_ 0.58 \_ RISE \_ 3 days \_ BEFORE \_ H-Ma120Ne \_ 30  
 70.00% \_ 0.52 \_ RISE \_ 3 days \_ BEFORE \_ H-Ma90PI \_ 30  
 74.14% \_ -0.34 \_ FALL \_ 1 days \_ BEFORE \_ G-Me150Ju \_ 58  
 68.97% \_ -0.40 \_ FALL \_ 3 days \_ BEFORE \_ G-Ma120Ju \_ 29  
 76.92% \_ -0.43 \_ FALL \_ 3 days \_ BEFORE \_ H-Ea180Ju \_ 26  
 67.65% \_ 0.99 \_ RISE \_ 1 days \_ AFTER \_ G-Mo180Ve \_ 34  
 75.00% \_ 0.35 \_ RISE \_ 1 days \_ AFTER \_ G-Ma150Sa \_ 32  
 70.00% \_ 0.49 \_ RISE \_ 1 days \_ AFTER \_ G-Ma60PI \_ 30  
 70.51% \_ 0.31 \_ RISE \_ 1 days \_ AFTER \_ H-Ve90Ur \_ 78

75.00% \_ 0.27 \_ RISE \_ 1 days \_ AFTER \_ H-Ea90Ju \_ 36  
 73.33% \_ 0.49 \_ RISE \_ 3 days \_ AFTER \_ G-Me180Sa \_ 30  
 68.42% \_ 0.55 \_ RISE \_ 3 days \_ AFTER \_ G-Ve90Ma \_ 38  
 70.97% \_ 0.57 \_ RISE \_ 3 days \_ AFTER \_ G-Ma150Sa \_ 31  
 70.97% \_ 0.41 \_ RISE \_ 3 days \_ AFTER \_ H-Ve90Ea \_ 31  
 92.31% \_ 0.38 \_ RISE \_ 3 days \_ AFTER \_ H-Ea120Ma \_ 26  
 69.39% \_ 0.49 \_ RISE \_ 3 days \_ AFTER \_ H-Ea150Ju \_ 49  
 81.48% \_ 0.37 \_ RISE \_ 3 days \_ AFTER \_ H-Ma60Ju \_ 27  
 72.41% \_ 0.31 \_ RISE \_ 3 days \_ AFTER \_ H-Ma60Sa \_ 29  
 67.16% \_ -0.26 \_ FALL \_ 1 days \_ AFTER \_ G-Me30Ur \_ 67  
 67.31% \_ -0.32 \_ FALL \_ 1 days \_ AFTER \_ G-Ve30Ju \_ 52  
 74.07% \_ -0.27 \_ FALL \_ 1 days \_ AFTER \_ G-Ma150PI \_ 27  
 78.57% \_ -0.36 \_ FALL \_ 1 days \_ AFTER \_ H-Ve90Ea \_ 28  
 68.29% \_ -0.20 \_ FALL \_ 1 days \_ AFTER \_ H-Ve180PI \_ 41

(SMS) Shared Medical Systems start Feb-13-1998

NONE

(SNA) Snap-On Inc. start Jan-14-1972

67.57% \_ 0.47 \_ RISE \_ 1 days \_ BEFORE \_ G-Mo0Ne \_ 37  
 72.41% \_ 0.39 \_ RISE \_ 1 days \_ BEFORE \_ G-Ma120Ur \_ 29  
 68.00% \_ 0.25 \_ RISE \_ 1 days \_ BEFORE \_ H-Ea150PI \_ 50  
 68.09% \_ 0.40 \_ RISE \_ 3 days \_ BEFORE \_ G-Su60Ju \_ 47  
 68.09% \_ 0.58 \_ RISE \_ 3 days \_ BEFORE \_ G-Su90PI \_ 47  
 71.88% \_ 0.26 \_ RISE \_ 3 days \_ BEFORE \_ G-Ma150Ne \_ 32  
 71.88% \_ 0.25 \_ RISE \_ 3 days \_ BEFORE \_ H-Ve60Ea \_ 32  
 72.41% \_ 0.35 \_ RISE \_ 3 days \_ BEFORE \_ H-Ve0Ma \_ 29  
 67.65% \_ -0.41 \_ FALL \_ 1 days \_ BEFORE \_ G-Mo180Me \_ 34  
 67.39% \_ -0.20 \_ FALL \_ 1 days \_ BEFORE \_ G-Ve150Ju \_ 46  
 67.39% \_ -0.22 \_ FALL \_ 1 days \_ BEFORE \_ G-Ve90Ur \_ 46  
 70.45% \_ -0.29 \_ FALL \_ 1 days \_ BEFORE \_ G-Su90Ur \_ 44  
 77.42% \_ 0.23 \_ RISE \_ 1 days \_ AFTER \_ H-Ve180Sa \_ 31  
 71.43% \_ 0.29 \_ RISE \_ 3 days \_ AFTER \_ G-Me90Ma \_ 42  
 74.07% \_ 0.37 \_ RISE \_ 3 days \_ AFTER \_ G-Ve150Ne \_ 54  
 72.41% \_ 0.36 \_ RISE \_ 3 days \_ AFTER \_ G-Ma60PI \_ 29  
 75.86% \_ 0.42 \_ RISE \_ 3 days \_ AFTER \_ H-Ve150Ea \_ 29  
 80.00% \_ 0.88 \_ RISE \_ 10 days \_ AFTER \_ H-Ma150Sa \_ 25  
 68.29% \_ -0.21 \_ FALL \_ 1 days \_ AFTER \_ H-Ea60Ju \_ 41

(SNPS) Synopsys start Feb-27-1992

67.11% \_ -1.14 \_ FALL \_ 1 days \_ BEFORE \_ G-Mo120Ve \_ 76  
 70.27% \_ -1.57 \_ FALL \_ 1 days \_ BEFORE \_ G-Mo0Sa \_ 37

68.75% \_ -0.38 \_ FALL \_ 1 days \_ BEFORE \_ H-Me60Ve \_ 32  
 78.57% \_ -1.10 \_ FALL \_ 3 days \_ BEFORE \_ H-Me150Ea \_ 42  
 68.29% \_ 0.62 \_ RISE \_ 1 days \_ AFTER \_ H-Me120Ea \_ 41  
 72.34% \_ -0.75 \_ FALL \_ 1 days \_ AFTER \_ H-Me90Ma \_ 47  
 70.59% \_ -0.69 \_ FALL \_ 1 days \_ AFTER \_ H-Me60Sa \_ 51  
 70.91% \_ -0.63 \_ FALL \_ 1 days \_ AFTER \_ H-Me60Ur \_ 55

(SNT) Sonat, Inc. start Jan-3-1968

67.86% \_ 0.26 \_ RISE \_ 1 days \_ BEFORE \_ H-Ea90PI \_ 56  
 73.53% \_ 0.45 \_ RISE \_ 3 days \_ BEFORE \_ G-Ve0Ju \_ 34  
 80.00% \_ 0.44 \_ RISE \_ 3 days \_ BEFORE \_ H-Ma60Sa \_ 30  
 67.65% \_ -0.70 \_ FALL \_ 1 days \_ BEFORE \_ G-Mo0Me \_ 34  
 67.35% \_ -0.22 \_ FALL \_ 1 days \_ BEFORE \_ G-Su60Ju \_ 49  
 70.59% \_ -0.16 \_ FALL \_ 1 days \_ BEFORE \_ H-Ve30Ea \_ 34  
 71.43% \_ -0.22 \_ FALL \_ 1 days \_ BEFORE \_ H-Ma120Ur \_ 28  
 79.31% \_ -0.45 \_ FALL \_ 3 days \_ BEFORE \_ H-Ea180Sa \_ 29  
 67.74% \_ 0.26 \_ RISE \_ 1 days \_ AFTER \_ G-Ma90Ne \_ 31  
 68.57% \_ 0.25 \_ RISE \_ 1 days \_ AFTER \_ H-Ve150Ea \_ 35  
 74.42% \_ 0.22 \_ RISE \_ 1 days \_ AFTER \_ H-Ve0Ur \_ 43  
 70.97% \_ 0.40 \_ RISE \_ 3 days \_ AFTER \_ G-Ve180Ju \_ 31  
 68.97% \_ 0.27 \_ RISE \_ 3 days \_ AFTER \_ H-Ea0Sa \_ 29  
 74.07% \_ -0.22 \_ FALL \_ 1 days \_ AFTER \_ G-Me150Ju \_ 54  
 68.97% \_ -0.26 \_ FALL \_ 1 days \_ AFTER \_ G-Ve0Sa \_ 29  
 70.00% \_ -0.45 \_ FALL \_ 3 days \_ AFTER \_ G-Ma120Sa \_ 30  
 68.97% \_ -0.29 \_ FALL \_ 3 days \_ AFTER \_ G-Ma90Ur \_ 29  
 75.00% \_ -0.53 \_ FALL \_ 3 days \_ AFTER \_ G-Ma120Ne \_ 36  
 71.43% \_ -0.51 \_ FALL \_ 3 days \_ AFTER \_ H-Ea180PI \_ 28

(SNV) Synovus Financial start Jan-3-1968

67.65% \_ 0.35 \_ RISE \_ 1 days \_ BEFORE \_ G-Mo120Su \_ 68  
 75.76% \_ 0.12 \_ RISE \_ 1 days \_ BEFORE \_ G-Me60Ju \_ 33  
 68.75% \_ 0.23 \_ RISE \_ 3 days \_ BEFORE \_ G-Me30Ur \_ 32  
 72.41% \_ -0.18 \_ FALL \_ 1 days \_ BEFORE \_ G-Me150Ju \_ 29  
 70.97% \_ 0.14 \_ RISE \_ 1 days \_ AFTER \_ G-Me0Ve \_ 31  
 71.43% \_ 0.14 \_ RISE \_ 1 days \_ AFTER \_ G-Me30Sa \_ 28  
 67.57% \_ 0.18 \_ RISE \_ 1 days \_ AFTER \_ H-Ve60Sa \_ 37  
 71.79% \_ 0.26 \_ RISE \_ 1 days \_ AFTER \_ H-Ve90Ne \_ 39  
 80.00% \_ 0.18 \_ RISE \_ 3 days \_ AFTER \_ G-Me150Sa \_ 25  
 70.00% \_ 0.33 \_ RISE \_ 3 days \_ AFTER \_ H-Me0Ve \_ 30  
 80.00% \_ 0.66 \_ RISE \_ 10 days \_ AFTER \_ G-Me120Sa \_ 25  
 67.74% \_ -0.13 \_ FALL \_ 1 days \_ AFTER \_ G-Me60Ne \_ 31  
 69.05% \_ -0.12 \_ FALL \_ 1 days \_ AFTER \_ H-Me180Sa \_ 42  
 75.68% \_ -0.12 \_ FALL \_ 1 days \_ AFTER \_ H-Ve150Ne \_ 37

69.44% -0.11 FALL 1 days AFTER H-Ve30PI 36

(SO) Southern start Jan-3-1968

68.42% 0.22 RISE 1 days BEFORE G-Mo0PI 38  
 71.88% 0.15 RISE 1 days BEFORE G-Me0Ur 32  
 80.00% 0.15 RISE 1 days BEFORE G-Ma150Sa 30  
 68.97% 0.20 RISE 1 days BEFORE G-Ma30PI 29  
 71.43% 0.10 RISE 1 days BEFORE H-Ve0Ju 35  
 69.05% 0.16 RISE 1 days BEFORE H-Ea150PI 42  
 74.07% 0.25 RISE 3 days BEFORE G-Su120Ma 27  
 74.07% 0.23 RISE 3 days BEFORE G-Ma90Sa 27  
 76.67% 0.20 RISE 3 days BEFORE G-Ma90PI 30  
 77.78% 0.21 RISE 3 days BEFORE H-Ea60Ma 27  
 71.43% -0.23 FALL 3 days BEFORE H-Ma30Sa 28  
 75.00% 0.15 RISE 1 days AFTER G-Ve180Ur 28  
 71.43% 0.15 RISE 1 days AFTER H-Ve180PI 35  
 68.89% 0.17 RISE 1 days AFTER H-Ea90Ur 45  
 68.97% 0.30 RISE 3 days AFTER G-Me180Sa 29  
 84.62% 0.22 RISE 3 days AFTER G-Ma60Sa 26  
 78.57% 0.26 RISE 3 days AFTER G-Ma120Ur 28  
 74.07% 0.26 RISE 3 days AFTER G-Ma30PI 27  
 71.43% 0.19 RISE 3 days AFTER H-Ma120PI 28  
 68.57% -0.14 FALL 1 days AFTER G-Me0Sa 35  
 70.21% -0.11 FALL 1 days AFTER G-Ve30Sa 47  
 72.00% -0.14 FALL 1 days AFTER G-Ve120Ne 50  
 68.18% -0.15 FALL 1 days AFTER G-Su150Sa 44  
 115.79% -0.13 FALL 1 days AFTER G-Ma90Ur 19  
 93.75% -0.13 FALL 1 days AFTER H-Ve0Ur 32  
 74.42% -0.13 FALL 1 days AFTER H-Ea120Ju 43  
 71.05% -0.21 FALL 3 days AFTER G-Me0Ma 38  
 77.42% -0.21 FALL 3 days AFTER G-Ve0Ju 31  
 72.22% -0.20 FALL 3 days AFTER G-Ve150Sa 54  
 69.09% -0.27 FALL 3 days AFTER G-Ve120Ur 55  
 72.41% -0.24 FALL 3 days AFTER H-Ve120Ma 58  
 76.92% -0.24 FALL 3 days AFTER H-Ma120Sa 26

(SPC) St. Paul Co. start Jan-14-1972

67.50% 0.43 RISE 1 days BEFORE G-Mo180Ne 40  
 68.75% 0.16 RISE 1 days BEFORE G-Su30Ne 48  
 68.57% 0.29 RISE 3 days BEFORE G-Me0PI 35  
 74.07% 0.27 RISE 3 days BEFORE G-Ve0Ne 27  
 77.78% 0.31 RISE 3 days BEFORE H-Ma60Ne 27  
 70.27% -0.12 FALL 1 days BEFORE G-Me0Ma 37

68.33% -0.17 FALL 3 days BEFORE G-Me150PI 60  
 67.21% 0.18 RISE 1 days AFTER G-Me0Ve 61  
 75.68% 0.11 RISE 1 days AFTER G-Me0Ma 37  
 76.09% 0.18 RISE 1 days AFTER G-Ve30PI 46  
 67.39% 0.14 RISE 1 days AFTER G-Su60PI 46  
 82.35% 0.18 RISE 1 days AFTER H-Ve0Ju 34  
 68.89% 0.20 RISE 1 days AFTER H-Ea120Ur 45  
 67.39% -0.16 FALL 1 days AFTER G-Ve60PI 46  
 79.31% -0.11 FALL 1 days AFTER H-Ve90Ea 29

(SPLS) Staples start May-1-1989

70.00% 0.53 RISE 3 days BEFORE H-Ve120Ju 30  
 70.00% -0.28 FALL 1 days BEFORE H-Ve30Ju 30  
 73.33% -0.56 FALL 1 days BEFORE H-Ve120Sa 30  
 75.00% -0.26 FALL 1 days BEFORE H-Ve90Ne 32  
 70.97% -0.48 FALL 3 days BEFORE H-Ve30Ju 31  
 75.00% -0.44 FALL 3 days BEFORE H-Ve90Ne 32  
 72.73% 0.64 RISE 1 days AFTER G-Mo180Ve 33  
 68.42% 0.57 RISE 1 days AFTER G-Mo0Ju 38  
 72.41% 0.40 RISE 3 days AFTER H-Ve150Ne 29  
 67.11% -0.23 FALL 1 days AFTER H-Me60Sa 76

(SPOT) PanAmSat Corp. start June-19-1997

71.79% 1.29 RISE 1 days BEFORE G-Mo60Ve 39  
 69.05% 1.26 RISE 1 days BEFORE G-Mo90Ju 42

(SRE) Sempra Energy start June-30-1998

NONE

(SRV) Service Corp Int'l. start Dec-8-1970

69.44% 0.51 RISE 1 days BEFORE G-Mo0Me 36  
 67.16% 0.11 RISE 1 days BEFORE G-Me30Ne 67  
 70.18% 0.17 RISE 1 days BEFORE G-Me90PI 57  
 68.00% 0.30 RISE 1 days BEFORE G-Ve150Sa 50  
 68.33% 0.13 RISE 3 days BEFORE G-Me120Ne 60  
 68.97% 0.30 RISE 3 days BEFORE G-Ma120Ne 29  
 75.00% 0.28 RISE 3 days BEFORE H-Ve30Ea 32  
 69.14% 0.18 RISE 3 days BEFORE H-Ve150Ju 81  
 72.09% 0.39 RISE 3 days BEFORE H-Ea30Ju 43  
 70.73% -0.53 FALL 1 days BEFORE G-Mo0Ur 41  
 67.35% -0.09 FALL 1 days BEFORE G-Ve60PI 49  
 68.75% -0.12 FALL 1 days BEFORE H-Ea120PI 48  
 68.97% -0.41 FALL 3 days BEFORE H-Ma150Ne 29

71.43% \_ 0.09 \_ RISE \_ 1 days \_ AFTER \_ G-Ve60Ne \_ 42  
 67.50% \_ 0.13 \_ RISE \_ 1 days \_ AFTER \_ G-Su30Sa \_ 40  
 69.05% \_ 0.15 \_ RISE \_ 1 days \_ AFTER \_ G-Su60Ur \_ 42  
 70.97% \_ 0.15 \_ RISE \_ 1 days \_ AFTER \_ H-Ve120Ea \_ 31  
 68.29% \_ 0.11 \_ RISE \_ 1 days \_ AFTER \_ H-Ea90Ju \_ 41  
 70.00% \_ 0.14 \_ RISE \_ 3 days \_ AFTER \_ H-Ve60Ea \_ 30  
 69.86% \_ -0.47 \_ FALL \_ 1 days \_ AFTER \_ G-Mo150Ju \_ 73  
 69.70% \_ -0.09 \_ FALL \_ 1 days \_ AFTER \_ G-Me0Ma \_ 33  
 67.80% \_ -0.15 \_ FALL \_ 1 days \_ AFTER \_ G-Me30Ju \_ 59  
 68.89% \_ -0.13 \_ FALL \_ 1 days \_ AFTER \_ G-Su120Ne \_ 45  
 72.73% \_ -0.14 \_ FALL \_ 1 days \_ AFTER \_ G-Su150Ne \_ 44  
 68.42% \_ -0.16 \_ FALL \_ 1 days \_ AFTER \_ H-Me180Ea \_ 76  
 68.89% \_ -0.25 \_ FALL \_ 3 days \_ AFTER \_ G-Me90Ma \_ 45  
 73.47% \_ -0.17 \_ FALL \_ 3 days \_ AFTER \_ G-Su60Ne \_ 49  
 74.47% \_ -0.69 \_ FALL \_ 3 days \_ AFTER \_ H-Ea90Sa \_ 47  
 69.23% \_ -0.16 \_ FALL \_ 3 days \_ AFTER \_ H-Ea120Ne \_ 52

(SSCC) Smurfit-Stone Container start Nov-19-1998

NONE

(STE) Stewart Enterprises start Oct-11-1991

69.44% \_ 0.33 \_ RISE \_ 3 days \_ BEFORE \_ H-Me30Ve \_ 36  
 74.07% \_ -0.13 \_ FALL \_ 1 days \_ BEFORE \_ H-Me0Ju \_ 27  
 67.35% \_ 0.90 \_ RISE \_ 1 days \_ AFTER \_ H-Me30Ma \_ 49  
 71.15% \_ 0.29 \_ RISE \_ 1 days \_ AFTER \_ H-Me60Sa \_ 52  
 71.11% \_ 0.46 \_ RISE \_ 3 days \_ AFTER \_ H-Me120Ea \_ 45  
 73.53% \_ -0.42 \_ FALL \_ 1 days \_ AFTER \_ G-Mo0Su \_ 34  
 69.44% \_ -0.17 \_ FALL \_ 1 days \_ AFTER \_ H-Me150Ve \_ 36  
 72.41% \_ -0.20 \_ FALL \_ 1 days \_ AFTER \_ H-Me0PI \_ 29

(STI) SunTrust Banks start July-2-1985

67.07% \_ 0.76 \_ RISE \_ 1 days \_ BEFORE \_ G-Mo150PI \_ 82  
 68.97% \_ 0.25 \_ RISE \_ 1 days \_ BEFORE \_ G-Ve30Su \_ 29  
 76.92% \_ 0.38 \_ RISE \_ 1 days \_ BEFORE \_ G-Ve90Sa \_ 26  
 71.43% \_ 0.28 \_ RISE \_ 1 days \_ BEFORE \_ G-Su60PI \_ 28  
 68.75% \_ 0.62 \_ RISE \_ 1 days \_ BEFORE \_ H-Me0Ve \_ 32  
 71.43% \_ 0.32 \_ RISE \_ 1 days \_ BEFORE \_ H-Ve90Ma \_ 28  
 67.57% \_ 0.32 \_ RISE \_ 1 days \_ BEFORE \_ H-Ve60Ju \_ 37  
 75.00% \_ 0.44 \_ RISE \_ 1 days \_ BEFORE \_ H-Ve60Ur \_ 40  
 72.09% \_ 0.27 \_ RISE \_ 1 days \_ BEFORE \_ H-Ve120Ur \_ 43  
 73.53% \_ 0.60 \_ RISE \_ 3 days \_ BEFORE \_ G-Me30Ne \_ 34  
 72.41% \_ 0.60 \_ RISE \_ 3 days \_ BEFORE \_ G-Ve150Ju \_ 29  
 68.97% \_ 0.52 \_ RISE \_ 3 days \_ BEFORE \_ G-Ve120Sa \_ 29

69.70% \_ 0.76 \_ RISE \_ 3 days \_ BEFORE \_ H-Me180Ve \_ 33  
 71.43% \_ -0.29 \_ FALL \_ 1 days \_ BEFORE \_ G-Ve60PI \_ 28  
 70.67% \_ 0.79 \_ RISE \_ 1 days \_ AFTER \_ G-Mo60Ve \_ 75  
 67.90% \_ 0.84 \_ RISE \_ 1 days \_ AFTER \_ G-Mo60Sa \_ 81  
 68.97% \_ 0.32 \_ RISE \_ 1 days \_ AFTER \_ G-Me60Sa \_ 29  
 80.00% \_ 0.30 \_ RISE \_ 1 days \_ AFTER \_ G-Su150PI \_ 25  
 75.00% \_ 0.24 \_ RISE \_ 1 days \_ AFTER \_ H-Ve30Ma \_ 28  
 67.50% \_ 0.30 \_ RISE \_ 1 days \_ AFTER \_ H-Ve120PI \_ 40  
 68.29% \_ 0.42 \_ RISE \_ 1 days \_ AFTER \_ H-Ve150PI \_ 41  
 75.00% \_ 0.51 \_ RISE \_ 3 days \_ AFTER \_ G-Me60Ve \_ 28  
 74.07% \_ 0.54 \_ RISE \_ 3 days \_ AFTER \_ G-Me90Ju \_ 27  
 70.00% \_ 0.44 \_ RISE \_ 3 days \_ AFTER \_ G-Me60Sa \_ 30  
 78.05% \_ 0.57 \_ RISE \_ 3 days \_ AFTER \_ H-Ve90Ne \_ 41  
 71.79% \_ -0.31 \_ FALL \_ 1 days \_ AFTER \_ H-Ve30Ju \_ 39  
 69.57% \_ -0.54 \_ FALL \_ 3 days \_ AFTER \_ H-Me0Ma \_ 46  
 81.48% \_ -0.50 \_ FALL \_ 3 days \_ AFTER \_ H-Ve90Ma \_ 27  
 69.77% \_ -0.59 \_ FALL \_ 3 days \_ AFTER \_ H-Ve60Ne \_ 43

(STJ) St. Jude Medical start Dec-10-1996

70.59% \_ -0.64 \_ FALL \_ 1 days \_ BEFORE \_ G-Mo120Ve \_ 51  
 69.23% \_ -0.56 \_ FALL \_ 1 days \_ BEFORE \_ G-Mo150Su \_ 52  
 69.81% \_ -0.58 \_ FALL \_ 1 days \_ BEFORE \_ G-Mo30Ur \_ 53  
 70.37% \_ -0.67 \_ FALL \_ 1 days \_ AFTER \_ G-Mo60Ur \_ 54  
 74.07% \_ -0.73 \_ FALL \_ 1 days \_ AFTER \_ G-Mo0PI \_ 27

(STT) State Street start Jan-4-1972

76.32% \_ 0.84 \_ RISE \_ 1 days \_ BEFORE \_ G-Mo0Ve \_ 38  
 71.74% \_ 0.34 \_ RISE \_ 1 days \_ BEFORE \_ G-Me90PI \_ 46  
 67.50% \_ 0.33 \_ RISE \_ 1 days \_ BEFORE \_ H-Ea60PI \_ 40  
 68.97% \_ 0.44 \_ RISE \_ 3 days \_ BEFORE \_ G-Me0Ju \_ 29  
 70.59% \_ 0.67 \_ RISE \_ 3 days \_ BEFORE \_ G-Su30Ne \_ 51  
 72.41% \_ 0.59 \_ RISE \_ 3 days \_ BEFORE \_ G-Ma150PI \_ 29  
 75.00% \_ 0.44 \_ RISE \_ 3 days \_ BEFORE \_ H-Ea120Ju \_ 44  
 69.23% \_ 0.62 \_ RISE \_ 3 days \_ BEFORE \_ H-Ea150Ne \_ 52  
 88.46% \_ 0.77 \_ RISE \_ 10 days \_ BEFORE \_ H-Ma30Sa \_ 26  
 80.00% \_ 1.20 \_ RISE \_ 10 days \_ BEFORE \_ H-Ma60Ne \_ 25  
 74.07% \_ -0.17 \_ FALL \_ 1 days \_ BEFORE \_ G-Ma150Ur \_ 27  
 68.97% \_ -0.35 \_ FALL \_ 1 days \_ BEFORE \_ H-Ve180Ju \_ 29  
 71.19% \_ -1.38 \_ FALL \_ 3 days \_ BEFORE \_ G-Me30Sa \_ 59  
 79.41% \_ 0.24 \_ RISE \_ 1 days \_ AFTER \_ G-Ve90Ne \_ 34  
 68.09% \_ 0.25 \_ RISE \_ 1 days \_ AFTER \_ H-Ve30Ma \_ 47  
 90.91% \_ 0.68 \_ RISE \_ 3 days \_ AFTER \_ G-Ma60Ne \_ 22  
 68.00% \_ 0.34 \_ RISE \_ 3 days \_ AFTER \_ H-Ve30Ma \_ 50



70.97% -0.23 FALL 1 days AFTER G-Me90Ma 31  
 70.91% -0.26 FALL 1 days AFTER G-Me30PI 55  
 73.91% -0.15 FALL 1 days AFTER G-Me90PI 46  
 68.57% -0.15 FALL 1 days AFTER G-Ve60Ju 35  
 68.42% -0.22 FALL 1 days AFTER G-Su120Ur 38  
 67.65% -0.21 FALL 1 days AFTER G-Su120Ne 34  
 74.19% -0.28 FALL 1 days AFTER H-Me180Ea 62  
 67.16% -0.23 FALL 1 days AFTER H-Me90Ma 134  
 70.27% -0.22 FALL 1 days AFTER H-Ea30Ju 37  
 74.29% -0.56 FALL 3 days AFTER G-Me90Ma 35

(SUB) Summit Bancorp start Oct-13-1970

70.27% 0.55 RISE 1 days BEFORE G-Mo180Ma 37  
 80.77% 0.45 RISE 3 days BEFORE H-Ma60PI 26  
 68.75% -0.40 FALL 3 days BEFORE G-Ma150Ur 32  
 69.70% -0.33 FALL 3 days BEFORE H-Ve180Ju 33  
 68.75% -0.35 FALL 3 days BEFORE H-Ea90Sa 48  
 72.73% 0.49 RISE 1 days AFTER G-Mo0Su 33  
 68.57% 0.53 RISE 1 days AFTER G-Mo0Ju 35  
 67.12% 0.43 RISE 1 days AFTER G-Mo90Sa 73  
 75.68% 0.56 RISE 1 days AFTER G-Mo0Ur 37  
 71.43% 0.41 RISE 1 days AFTER G-Mo0Ne 35  
 74.32% 0.51 RISE 1 days AFTER G-Mo60PI 74  
 67.74% 0.11 RISE 1 days AFTER G-Me120Ma 31  
 71.43% 0.23 RISE 1 days AFTER G-Ve60Ju 42  
 77.78% 0.15 RISE 1 days AFTER G-Ma120PI 27  
 70.59% 0.18 RISE 1 days AFTER H-Ve0Sa 34  
 71.05% 0.28 RISE 3 days AFTER G-Me0Ma 38  
 70.97% 0.47 RISE 3 days AFTER G-Me0Ne 31  
 68.75% 0.37 RISE 3 days AFTER G-Su60Ur 48  
 80.00% 0.48 RISE 3 days AFTER H-Ea180PI 25  
 72.41% 0.28 RISE 3 days AFTER H-Ma30Ne 29  
 78.57% -0.22 FALL 1 days AFTER G-Me0Ur 28  
 72.73% -0.17 FALL 1 days AFTER G-Ve120Ne 44  
 68.97% -0.15 FALL 1 days AFTER H-Me180Ur 87  
 76.47% -0.15 FALL 1 days AFTER H-Ve180Ne 34  
 67.50% -0.15 FALL 1 days AFTER H-Ea60Ne 40  
 72.09% -0.21 FALL 1 days AFTER H-Ea90Ne 43  
 82.05% -0.17 FALL 1 days AFTER H-Ea120PI 39  
 68.12% -0.35 FALL 3 days AFTER G-Me30PI 69  
 70.21% -0.28 FALL 3 days AFTER H-Ea120PI 47

(SUN) Sunoco start Oct-7-1988

75.00% 0.82 RISE 3 days BEFORE G-Me60Ju 28  
 70.97% 0.84 RISE 3 days BEFORE H-Ve60Ne 31  
 75.00% 0.57 RISE 3 days BEFORE H-Ve150Ne 28  
 68.29% -0.48 FALL 1 days BEFORE G-Mo180Sa 41  
 70.15% 0.51 RISE 1 days AFTER G-Mo30Su 67  
 75.00% 0.35 RISE 1 days AFTER H-Ve120Ne 28  
 73.33% 0.48 RISE 1 days AFTER H-Ve60PI 30  
 68.97% 0.73 RISE 3 days AFTER G-Me60Ur 29  
 74.07% -0.39 FALL 1 days AFTER H-Ve30Ju 27  
 68.97% -0.43 FALL 1 days AFTER H-Ve90Sa 29  
 74.07% -0.52 FALL 1 days AFTER H-Ve150Ur 27  
 70.00% -0.92 FALL 3 days AFTER H-Ve150Ur 30

(SUNW) Sun Microsystems start March-4-1986

71.43% 1.19 RISE 1 days BEFORE G-Mo0Su 35  
 68.00% 1.07 RISE 1 days BEFORE G-Mo60Ma 75  
 72.41% 0.37 RISE 3 days BEFORE G-Me60Ve 29  
 71.43% 1.02 RISE 3 days BEFORE G-Me30Ur 35  
 68.29% 0.53 RISE 3 days BEFORE H-Me180Ea 41  
 68.63% 0.60 RISE 3 days BEFORE H-Me180Ur 51  
 76.92% -0.24 FALL 1 days BEFORE G-Ve120Sa 26  
 69.23% 1.13 RISE 1 days AFTER G-Mo0Ne 39  
 73.53% 0.54 RISE 1 days AFTER G-Me0Ve 34  
 69.57% 0.40 RISE 1 days AFTER H-Me0PI 46  
 71.43% 0.49 RISE 3 days AFTER G-Me150Sa 28  
 68.63% 0.87 RISE 3 days AFTER H-Me0PI 51  
 73.17% 1.08 RISE 3 days AFTER H-Ve90Ne 41  
 80.77% 0.83 RISE 10 days AFTER G-Ve120Ne 26  
 70.00% -0.19 FALL 1 days AFTER H-Ve60Sa 40  
 80.00% -0.54 FALL 3 days AFTER G-Ve60Ur 25

(SVU) Supervalu Inc. start Aug-26-1969

70.59% 0.22 RISE 1 days BEFORE G-Mo180Ne 34  
 67.57% 0.20 RISE 1 days BEFORE G-Me0PI 37  
 72.73% 0.25 RISE 3 days BEFORE H-Ve180Ma 33  
 71.79% -0.07 FALL 1 days BEFORE H-Ve180Sa 39  
 78.57% -0.06 FALL 1 days AFTER G-Ve90Ne 42  
 67.50% -0.10 FALL 1 days AFTER H-Ve180Ne 40  
 70.00% 0.24 RISE 1 days AFTER G-Mo180Me 30  
 67.65% 0.27 RISE 1 days AFTER G-Mo180Ve 34  
 72.41% 0.19 RISE 1 days AFTER G-Me180PI 29  
 67.35% 0.09 RISE 1 days AFTER G-Ve150Ur 49

70.42% \_ 0.11 \_ RISE \_ 1 days \_ AFTER \_ H-Ve150PI \_ 71  
 69.57% \_ 0.12 \_ RISE \_ 1 days \_ AFTER \_ H-Ea90Ur \_ 46  
 67.39% \_ 0.13 \_ RISE \_ 1 days \_ AFTER \_ H-Ea30Ne \_ 46  
 70.45% \_ 0.11 \_ RISE \_ 1 days \_ AFTER \_ H-Ea90Ne \_ 44  
 71.43% \_ 0.15 \_ RISE \_ 1 days \_ AFTER \_ H-Ma120PI \_ 28  
 71.93% \_ 0.25 \_ RISE \_ 3 days \_ AFTER \_ G-Me150Sa \_ 57  
 76.67% \_ 0.28 \_ RISE \_ 3 days \_ AFTER \_ G-Me0Ne \_ 30  
 79.31% \_ 0.25 \_ RISE \_ 3 days \_ AFTER \_ G-Me180PI \_ 29  
 69.39% \_ 0.23 \_ RISE \_ 3 days \_ AFTER \_ G-Su90Ur \_ 49  
 70.00% \_ 0.21 \_ RISE \_ 3 days \_ AFTER \_ G-Ma90PI \_ 30  
 69.70% \_ 0.16 \_ RISE \_ 3 days \_ AFTER \_ H-Ve90Ea \_ 33  
 68.63% \_ 0.34 \_ RISE \_ 3 days \_ AFTER \_ H-Ea90Ur \_ 51

(SWK) Stanley Works start Jan-3-1968

69.05% \_ 0.22 \_ RISE \_ 1 days \_ BEFORE \_ H-Ve180Ne \_ 42  
 72.41% \_ 0.15 \_ RISE \_ 1 days \_ BEFORE \_ H-Ma120PI \_ 29  
 69.70% \_ 0.30 \_ RISE \_ 3 days \_ BEFORE \_ G-Ve0Ju \_ 33  
 73.33% \_ 0.22 \_ RISE \_ 3 days \_ BEFORE \_ G-Ma90Ur \_ 30  
 69.44% \_ 0.56 \_ RISE \_ 1 days \_ AFTER \_ G-Mo180Ve \_ 36  
 68.75% \_ 0.14 \_ RISE \_ 1 days \_ AFTER \_ G-Me0Ju \_ 32  
 75.86% \_ 0.29 \_ RISE \_ 1 days \_ AFTER \_ G-Me180PI \_ 29  
 73.33% \_ 0.10 \_ RISE \_ 1 days \_ AFTER \_ H-Ve120Ea \_ 30  
 70.83% \_ 0.16 \_ RISE \_ 1 days \_ AFTER \_ H-Ea60Sa \_ 48  
 80.77% \_ 0.10 \_ RISE \_ 1 days \_ AFTER \_ H-Ea0Ur \_ 26  
 69.44% \_ 0.25 \_ RISE \_ 3 days \_ AFTER \_ G-Me120Ma \_ 36  
 70.00% \_ 0.28 \_ RISE \_ 3 days \_ AFTER \_ G-Me180PI \_ 30  
 68.85% \_ 0.26 \_ RISE \_ 3 days \_ AFTER \_ G-Ve90Ne \_ 61  
 68.63% \_ 0.30 \_ RISE \_ 3 days \_ AFTER \_ H-Ea150Ju \_ 51  
 70.59% \_ -0.48 \_ FALL \_ 1 days \_ AFTER \_ G-Mo120Su \_ 68  
 70.00% \_ -0.67 \_ FALL \_ 1 days \_ AFTER \_ G-Mo0Sa \_ 40  
 70.27% \_ -0.14 \_ FALL \_ 1 days \_ AFTER \_ G-Me0Ne \_ 37  
 68.52% \_ -0.16 \_ FALL \_ 1 days \_ AFTER \_ G-Ve150Sa \_ 54  
 75.00% \_ -0.11 \_ FALL \_ 1 days \_ AFTER \_ G-Ma90Ur \_ 28  
 67.74% \_ -0.20 \_ FALL \_ 1 days \_ AFTER \_ G-Ma120Ur \_ 31  
 73.33% \_ -0.16 \_ FALL \_ 1 days \_ AFTER \_ G-Ma150Ur \_ 30  
 71.15% \_ -0.20 \_ FALL \_ 1 days \_ AFTER \_ H-Ve60Ma \_ 52  
 79.49% \_ -0.14 \_ FALL \_ 1 days \_ AFTER \_ H-Ve0Ju \_ 39  
 67.35% \_ -0.33 \_ FALL \_ 1 days \_ AFTER \_ H-Ea30Sa \_ 49  
 75.86% \_ -0.14 \_ FALL \_ 1 days \_ AFTER \_ H-Ma90Ur \_ 29  
 69.70% \_ -0.34 \_ FALL \_ 3 days \_ AFTER \_ G-Ve0Ju \_ 33  
 68.75% \_ -0.15 \_ FALL \_ 3 days \_ AFTER \_ G-Ma60Ur \_ 32  
 72.41% \_ -0.30 \_ FALL \_ 3 days \_ AFTER \_ H-Ea30Sa \_ 58

(SWY) Safeway Inc start April-30-1990

71.62% \_ 1.09 \_ RISE \_ 1 days \_ BEFORE \_ G-Mo30Su \_ 74  
 72.97% \_ 0.43 \_ RISE \_ 1 days \_ BEFORE \_ G-Mo180Ma \_ 37  
 71.25% \_ 0.45 \_ RISE \_ 1 days \_ BEFORE \_ G-Mo150PI \_ 80  
 68.57% \_ 0.47 \_ RISE \_ 3 days \_ BEFORE \_ H-Me180Ur \_ 35  
 74.07% \_ -0.21 \_ FALL \_ 1 days \_ BEFORE \_ H-Me180Ea \_ 27  
 73.53% \_ 0.48 \_ RISE \_ 1 days \_ AFTER \_ G-Mo0Su \_ 34  
 68.42% \_ 0.42 \_ RISE \_ 1 days \_ AFTER \_ G-Mo0Ju \_ 38  
 73.68% \_ 0.51 \_ RISE \_ 1 days \_ AFTER \_ G-Mo0Sa \_ 38  
 67.11% \_ 0.39 \_ RISE \_ 1 days \_ AFTER \_ G-Mo60Ne \_ 76  
 67.39% \_ 0.17 \_ RISE \_ 1 days \_ AFTER \_ G-Me30Ve \_ 46  
 82.93% \_ 0.30 \_ RISE \_ 1 days \_ AFTER \_ H-Me90Ve \_ 41  
 91.30% \_ 0.17 \_ RISE \_ 1 days \_ AFTER \_ H-Ve60Sa \_ 23  
 69.01% \_ 0.49 \_ RISE \_ 3 days \_ AFTER \_ H-Me150Ur \_ 72  
 71.43% \_ 0.38 \_ RISE \_ 3 days \_ AFTER \_ H-Ve60Sa \_ 28  
 81.25% \_ 0.55 \_ RISE \_ 10 days \_ AFTER \_ H-Me0Ur \_ 32  
 80.00% \_ 0.92 \_ RISE \_ 10 days \_ AFTER \_ H-Ve90Ur \_ 26

(SYY) Sysco Corp start Oct-14-1969

71.43% \_ 0.06 \_ RISE \_ 1 days \_ BEFORE \_ H-Ma150PI \_ 28  
 70.00% \_ 0.12 \_ RISE \_ 3 days \_ BEFORE \_ G-Ve0Ur \_ 30  
 77.42% \_ 0.09 \_ RISE \_ 3 days \_ BEFORE \_ H-Ve30Ea \_ 31  
 72.41% \_ 0.20 \_ RISE \_ 3 days \_ BEFORE \_ H-Ve60Ne \_ 87  
 71.43% \_ 0.09 \_ RISE \_ 3 days \_ BEFORE \_ H-Ma60Sa \_ 28  
 72.73% \_ -0.06 \_ FALL \_ 1 days \_ BEFORE \_ G-Ve60Ma \_ 33  
 71.88% \_ -0.09 \_ FALL \_ 3 days \_ BEFORE \_ H-Ve120Ea \_ 32  
 84.00% \_ -0.23 \_ FALL \_ 3 days \_ BEFORE \_ H-Ea150Ma \_ 25  
 68.97% \_ -0.16 \_ FALL \_ 3 days \_ BEFORE \_ H-Ma30Sa \_ 29  
 68.97% \_ -0.07 \_ FALL \_ 3 days \_ BEFORE \_ H-Ma30Ur \_ 29  
 68.97% \_ -0.08 \_ FALL \_ 3 days \_ BEFORE \_ H-Ma120Ur \_ 29  
 75.76% \_ 0.30 \_ RISE \_ 1 days \_ AFTER \_ G-Mo180Me \_ 33  
 76.47% \_ 0.28 \_ RISE \_ 1 days \_ AFTER \_ G-Mo180Ve \_ 34  
 70.27% \_ 0.24 \_ RISE \_ 1 days \_ AFTER \_ G-Mo180PI \_ 37  
 87.50% \_ 0.18 \_ RISE \_ 3 days \_ AFTER \_ H-Ea60Ma \_ 24  
 83.87% \_ 0.28 \_ RISE \_ 10 days \_ AFTER \_ G-Ma60PI \_ 31  
 76.92% \_ -0.08 \_ FALL \_ 1 days \_ AFTER \_ G-Me180Ur \_ 26  
 69.84% \_ -0.08 \_ FALL \_ 1 days \_ AFTER \_ G-Me60Ne \_ 63  
 67.95% \_ -0.08 \_ FALL \_ 1 days \_ AFTER \_ H-Ve120PI \_ 78

(T) AT&T Corp start Jan-3-1968

71.43% \_ 1.04 \_ RISE \_ 1 days \_ BEFORE \_ G-Mo0Ve \_ 35  
 67.09% \_ 0.87 \_ RISE \_ 1 days \_ BEFORE \_ G-Mo150Ju \_ 79  
 78.79% \_ 0.45 \_ RISE \_ 1 days \_ BEFORE \_ G-Me180PI \_ 33

70.97% -0.53 FALL 1 days BEFORE G-Ma30Sa 31  
 70.00% -0.58 FALL 3 days BEFORE H-Ma60Sa 30  
 74.51% 0.55 RISE 1 days AFTER G-Su30PI 51  
 73.33% 0.30 RISE 1 days AFTER G-Ma90PI 30  
 69.05% 0.52 RISE 1 days AFTER H-Ve0Sa 42  
 70.97% 0.73 RISE 3 days AFTER G-Me180PI 31  
 71.43% 0.82 RISE 3 days AFTER G-Ve120Ma 35  
 75.00% 0.52 RISE 3 days AFTER H-Ea0Sa 28  
 72.41% 0.74 RISE 3 days AFTER H-Ma30Ne 29  
 68.06% -0.86 FALL 1 days AFTER G-Mo120Ve 72  
 87.50% -0.35 FALL 1 days AFTER G-Ma30Ju 24  
 71.88% -0.50 FALL 1 days AFTER H-Ve90Ea 32  
 74.19% -0.36 FALL 1 days AFTER H-Ve180Ma 31  
 68.97% -0.67 FALL 3 days AFTER G-Ve180PI 29  
 71.70% -0.64 FALL 3 days AFTER G-Su120Ur 53

(TA) Transamerica start Jan-3-1968

79.49% 0.91 RISE 1 days BEFORE G-Mo180Ma 39  
 71.88% 0.42 RISE 1 days BEFORE G-Me180Sa 32  
 72.22% 0.58 RISE 1 days BEFORE G-Su60Ne 54  
 69.05% 0.86 RISE 3 days BEFORE G-Me0PI 42  
 70.00% 0.65 RISE 3 days BEFORE G-Ma120Sa 30  
 70.00% 0.98 RISE 3 days BEFORE H-Ma60Ne 30  
 75.00% -0.37 FALL 1 days BEFORE G-Ve180Sa 28  
 68.97% -0.59 FALL 1 days BEFORE G-Ve0Ur 29  
 67.44% -0.36 FALL 1 days BEFORE H-Ve180PI 43  
 70.91% -0.53 FALL 1 days BEFORE H-Ea120PI 55  
 68.57% -0.54 FALL 3 days BEFORE H-Ve60Ea 35  
 78.38% 0.96 RISE 1 days AFTER G-Mo0Ma 37  
 67.50% 1.11 RISE 1 days AFTER G-Mo30Sa 80  
 67.53% 1.33 RISE 1 days AFTER G-Mo60Sa 77  
 70.73% 1.21 RISE 1 days AFTER G-Mo180PI 41  
 68.42% 0.34 RISE 1 days AFTER G-Me0Ma 38  
 76.00% 0.35 RISE 1 days AFTER G-Ve60Ne 50  
 70.21% 0.40 RISE 1 days AFTER G-Su30Ju 47  
 67.27% 0.33 RISE 1 days AFTER G-Su150Ur 55  
 74.07% 0.47 RISE 1 days AFTER G-Ma30Sa 27  
 68.97% 0.31 RISE 1 days AFTER H-Ve90Ea 29  
 68.75% 0.45 RISE 1 days AFTER H-Ve120Ea 32  
 81.48% 0.43 RISE 1 days AFTER H-Ma30Ur 27  
 74.07% 0.49 RISE 1 days AFTER H-Ma150Ur 27  
 73.81% 0.80 RISE 3 days AFTER G-Me0Ma 42  
 68.33% 0.70 RISE 3 days AFTER G-Ve60Ne 60

72.41% 0.74 RISE 3 days AFTER H-Ve180Ma 29  
 71.43% 0.78 RISE 3 days AFTER H-Ea30PI 56  
 71.43% 0.90 RISE 3 days AFTER H-Ma30Ur 28  
 68.97% 0.79 RISE 3 days AFTER H-Ma120PI 29  
 83.33% 1.07 RISE 10 days AFTER G-Ma60Ju 30  
 81.58% -0.33 FALL 1 days AFTER H-Ve0PI 38  
 75.00% -0.40 FALL 1 days AFTER H-Ea120Ju 44  
 77.42% -0.46 FALL 3 days AFTER G-Ve0Ju 31

(TAN) Tandy start Jan-3-1968

67.14% 0.22 RISE 1 days BEFORE G-Ve30Su 70  
 70.00% 0.31 RISE 1 days BEFORE G-Ma30Ne 30  
 68.97% 0.53 RISE 3 days BEFORE G-Su60Ma 29  
 70.97% 0.48 RISE 3 days BEFORE G-Ma30Ju 31  
 69.70% 0.47 RISE 3 days BEFORE G-Ma30Sa 33  
 68.75% 0.38 RISE 3 days BEFORE H-Ve180Ma 32  
 71.43% 0.55 RISE 3 days BEFORE H-Ma90Ju 28  
 70.97% 0.35 RISE 3 days BEFORE H-Ma150PI 31  
 76.67% -0.39 FALL 1 days BEFORE G-Ve0Ma 30  
 67.74% -0.21 FALL 1 days BEFORE G-Ve180Sa 31  
 75.86% -0.33 FALL 1 days BEFORE G-Ma150Ju 29  
 67.39% -0.21 FALL 1 days BEFORE H-Ve150Ur 92  
 68.52% -0.19 FALL 1 days BEFORE H-Ea150Ju 54  
 68.57% 0.75 RISE 1 days AFTER G-Mo0Me 35  
 68.75% 0.46 RISE 1 days AFTER G-Ve0Ne 32  
 68.97% 0.31 RISE 1 days AFTER H-Ma150Sa 29  
 70.59% 0.40 RISE 3 days AFTER G-Me180Sa 34  
 70.97% 0.33 RISE 3 days AFTER G-Me180PI 31  
 68.75% 0.34 RISE 3 days AFTER H-Ve0Ne 48  
 80.77% 0.53 RISE 3 days AFTER H-Ma30Ju 26  
 85.19% 0.41 RISE 3 days AFTER H-Ma120Ju 27  
 82.14% 0.79 RISE 10 days AFTER H-Ea180Ju 28  
 67.74% -0.34 FALL 1 days AFTER G-Ma120Ne 31  
 68.89% -0.26 FALL 1 days AFTER H-Me180Ea 90  
 67.27% -0.21 FALL 1 days AFTER H-Ea30Ne 55  
 69.70% -0.26 FALL 3 days AFTER H-Ve0Ma 33  
 70.45% -0.31 FALL 3 days AFTER H-Ve0Ur 44

(TCOMA) Tele-Communications start Jan-7-1972

67.57% 0.21 RISE 1 days BEFORE H-Ve0Ju 37  
 69.05% -0.43 FALL 1 days BEFORE G-Mo180PI 42  
 68.97% -0.10 FALL 1 days BEFORE H-Ve30Ea 29  
 72.13% -0.12 FALL 1 days BEFORE H-Ve150Ur 61

74.19% \_ -0.25 \_ FALL \_ 3 days \_ BEFORE \_ G-Ma150Ur \_ 31  
 82.14% \_ -0.43 \_ FALL \_ 10 days \_ BEFORE \_ H-Ve0Ma \_ 28  
 68.42% \_ 0.21 \_ RISE \_ 1 days \_ AFTER \_ H-Ea120Ur \_ 38  
 71.05% \_ 0.23 \_ RISE \_ 1 days \_ AFTER \_ H-Ea60PI \_ 38  
 72.41% \_ 0.37 \_ RISE \_ 3 days \_ AFTER \_ G-Me120Ma \_ 29  
 72.92% \_ 0.24 \_ RISE \_ 3 days \_ AFTER \_ G-Ve120PI \_ 48  
 70.97% \_ 0.24 \_ RISE \_ 3 days \_ AFTER \_ G-Ma150Ur \_ 31  
 79.31% \_ 0.16 \_ RISE \_ 3 days \_ AFTER \_ H-Ve150Ea \_ 29  
 80.65% \_ 0.47 \_ RISE \_ 10 days \_ AFTER \_ G-Ma150PI \_ 31  
 69.57% \_ -0.43 \_ FALL \_ 1 days \_ AFTER \_ G-Mo150Ve \_ 69  
 67.65% \_ -0.59 \_ FALL \_ 1 days \_ AFTER \_ G-Mo180Su \_ 34  
 67.57% \_ -0.47 \_ FALL \_ 1 days \_ AFTER \_ G-Mo180Ju \_ 37  
 68.42% \_ -0.48 \_ FALL \_ 1 days \_ AFTER \_ G-Mo0Sa \_ 38  
 71.70% \_ -0.21 \_ FALL \_ 1 days \_ AFTER \_ G-Me30PI \_ 53  
 79.31% \_ -0.17 \_ FALL \_ 1 days \_ AFTER \_ G-Me0PI \_ 29  
 67.24% \_ -0.14 \_ FALL \_ 1 days \_ AFTER \_ H-Ve30Ju \_ 58  
 70.59% \_ -0.17 \_ FALL \_ 1 days \_ AFTER \_ H-Ve180Ne \_ 34  
 69.77% \_ -0.17 \_ FALL \_ 1 days \_ AFTER \_ H-Ea120Sa \_ 43

(TECD) Tech Data start April-23-1986

69.23% \_ 0.37 \_ RISE \_ 1 days \_ BEFORE \_ H-Ve150Ju \_ 39  
 75.00% \_ 0.43 \_ RISE \_ 3 days \_ BEFORE \_ G-Ve150Ju \_ 28  
 68.75% \_ -0.32 \_ FALL \_ 1 days \_ BEFORE \_ G-Me30Ne \_ 32  
 68.75% \_ -0.28 \_ FALL \_ 1 days \_ BEFORE \_ G-Me60PI \_ 32  
 80.00% \_ -0.24 \_ FALL \_ 1 days \_ BEFORE \_ G-Su90Ne \_ 25  
 68.42% \_ -0.48 \_ FALL \_ 3 days \_ BEFORE \_ H-Ve150Ne \_ 38  
 79.41% \_ 0.34 \_ RISE \_ 1 days \_ AFTER \_ H-Ve30PI \_ 34  
 69.70% \_ 0.64 \_ RISE \_ 3 days \_ AFTER \_ H-Me180Ea \_ 33  
 68.75% \_ 0.74 \_ RISE \_ 3 days \_ AFTER \_ H-Ve90Ju \_ 32  
 73.68% \_ 0.45 \_ RISE \_ 3 days \_ AFTER \_ H-Ve90Ur \_ 39  
 68.42% \_ 0.57 \_ RISE \_ 3 days \_ AFTER \_ H-Ve90Ne \_ 38  
 67.74% \_ -0.22 \_ FALL \_ 1 days \_ AFTER \_ G-Me30Sa \_ 31  
 69.70% \_ -0.50 \_ FALL \_ 1 days \_ AFTER \_ H-Ve120Ju \_ 33  
 71.05% \_ -0.44 \_ FALL \_ 1 days \_ AFTER \_ H-Ve30Ne \_ 38

(TEK) Tektronix start Jan-3-1968

68.89% \_ 0.30 \_ RISE \_ 1 days \_ BEFORE \_ G-Su90Ju \_ 45  
 73.33% \_ 0.31 \_ RISE \_ 1 days \_ BEFORE \_ H-Ve180Ma \_ 30  
 72.09% \_ 0.20 \_ RISE \_ 1 days \_ BEFORE \_ H-Ve0PI \_ 43  
 71.88% \_ 0.50 \_ RISE \_ 3 days \_ BEFORE \_ G-Ma60Sa \_ 32  
 68.75% \_ 0.51 \_ RISE \_ 3 days \_ BEFORE \_ H-Ve180Ma \_ 32  
 76.67% \_ 0.79 \_ RISE \_ 3 days \_ BEFORE \_ H-Ma90PI \_ 30  
 67.74% \_ -0.26 \_ FALL \_ 1 days \_ BEFORE \_ G-Ma150Ur \_ 31

82.76% \_ -0.25 \_ FALL \_ 1 days \_ BEFORE \_ H-Ma90Ur \_ 29  
 69.49% \_ -0.57 \_ FALL \_ 3 days \_ BEFORE \_ G-Ve90Ur \_ 59  
 70.00% \_ -0.71 \_ FALL \_ 3 days \_ BEFORE \_ G-Ma60Ne \_ 30  
 70.00% \_ 0.20 \_ RISE \_ 1 days \_ AFTER \_ G-Me180PI \_ 30  
 67.65% \_ 0.23 \_ RISE \_ 1 days \_ AFTER \_ G-Ve120Ma \_ 34  
 83.33% \_ 0.26 \_ RISE \_ 1 days \_ AFTER \_ G-Ma30Ne \_ 24  
 70.59% \_ 0.21 \_ RISE \_ 1 days \_ AFTER \_ H-Ea120Ne \_ 51  
 76.92% \_ 0.24 \_ RISE \_ 1 days \_ AFTER \_ H-Ma30Ju \_ 26  
 68.75% \_ 0.49 \_ RISE \_ 3 days \_ AFTER \_ G-Ma90PI \_ 32  
 82.14% \_ 0.81 \_ RISE \_ 10 days \_ AFTER \_ H-Ma120Ur \_ 28  
 68.57% \_ -0.18 \_ FALL \_ 1 days \_ AFTER \_ G-Me0PI \_ 35  
 78.12% \_ -0.29 \_ FALL \_ 1 days \_ AFTER \_ G-Ma150PI \_ 32  
 67.24% \_ -0.40 \_ FALL \_ 1 days \_ AFTER \_ H-Ve120Ma \_ 58  
 69.77% \_ -0.47 \_ FALL \_ 3 days \_ AFTER \_ G-Me0Sa \_ 43  
 69.23% \_ -0.44 \_ FALL \_ 3 days \_ AFTER \_ G-Ve60Ma \_ 39  
 72.73% \_ -0.39 \_ FALL \_ 3 days \_ AFTER \_ G-Ma120Ur \_ 33  
 68.57% \_ -0.42 \_ FALL \_ 3 days \_ AFTER \_ G-Ma150PI \_ 35  
 78.57% \_ -0.49 \_ FALL \_ 3 days \_ AFTER \_ H-Ea0Ju \_ 28  
 70.00% \_ -0.52 \_ FALL \_ 3 days \_ AFTER \_ H-Ma60Ne \_ 30

(TEN) Tenneco start Jan-3-1968

67.21% \_ 0.43 \_ RISE \_ 1 days \_ BEFORE \_ G-Ve120Ur \_ 61  
 68.97% \_ 0.38 \_ RISE \_ 1 days \_ BEFORE \_ H-Ea180Ur \_ 29  
 72.41% \_ 0.89 \_ RISE \_ 3 days \_ BEFORE \_ G-Ma90Sa \_ 29  
 70.59% \_ -0.59 \_ FALL \_ 1 days \_ BEFORE \_ G-Mo0Ju \_ 34  
 67.92% \_ -0.49 \_ FALL \_ 1 days \_ BEFORE \_ G-Me150Ju \_ 53  
 78.95% \_ -0.44 \_ FALL \_ 1 days \_ BEFORE \_ G-Ve120Sa \_ 57  
 67.35% \_ -0.39 \_ FALL \_ 1 days \_ BEFORE \_ H-Ea150Ju \_ 49  
 68.97% \_ -0.61 \_ FALL \_ 1 days \_ BEFORE \_ H-Ma60Ur \_ 29  
 75.86% \_ -0.43 \_ FALL \_ 1 days \_ BEFORE \_ H-Ma90Ur \_ 29  
 75.00% \_ -0.66 \_ FALL \_ 3 days \_ BEFORE \_ H-Ea0PI \_ 28  
 73.33% \_ -0.80 \_ FALL \_ 3 days \_ BEFORE \_ H-Ma60Ur \_ 30  
 69.70% \_ 0.54 \_ RISE \_ 1 days \_ AFTER \_ G-Mo180Ve \_ 33  
 67.57% \_ 0.41 \_ RISE \_ 1 days \_ AFTER \_ G-Me0PI \_ 37  
 68.09% \_ 0.34 \_ RISE \_ 1 days \_ AFTER \_ G-Ve120Ju \_ 47  
 75.00% \_ 0.46 \_ RISE \_ 1 days \_ AFTER \_ G-Ve0Ur \_ 28  
 74.42% \_ 0.32 \_ RISE \_ 1 days \_ AFTER \_ H-Ve180Ur \_ 43  
 76.00% \_ 0.69 \_ RISE \_ 3 days \_ AFTER \_ G-Su90PI \_ 50  
 76.67% \_ 0.87 \_ RISE \_ 3 days \_ AFTER \_ H-Ve60Ea \_ 30  
 71.88% \_ 0.92 \_ RISE \_ 3 days \_ AFTER \_ H-Ma120PI \_ 32  
 69.01% \_ -0.57 \_ FALL \_ 1 days \_ AFTER \_ G-Mo30Ne \_ 71  
 69.70% \_ -0.52 \_ FALL \_ 1 days \_ AFTER \_ G-Ve60Ma \_ 33  
 69.81% \_ -0.43 \_ FALL \_ 1 days \_ AFTER \_ G-Ve150PI \_ 53

67.31% \_ -0.43 \_ FALL \_ 1 days \_ AFTER \_ H-Ea60Ju \_ 52  
 68.97% \_ -0.82 \_ FALL \_ 3 days \_ AFTER \_ H-Ma150PI \_ 29

(THC) Tenet Healthcare start April-2-1971

71.43% \_ 0.24 \_ RISE \_ 1 days \_ BEFORE \_ G-Me180Sa \_ 28  
 68.29% \_ 0.32 \_ RISE \_ 1 days \_ BEFORE \_ G-Su120Ju \_ 41  
 67.74% \_ 0.18 \_ RISE \_ 1 days \_ BEFORE \_ H-Ve150Ea \_ 31  
 69.39% \_ 0.38 \_ RISE \_ 3 days \_ BEFORE \_ G-Su120PI \_ 49  
 68.75% \_ 0.25 \_ RISE \_ 3 days \_ BEFORE \_ G-Ma120Ne \_ 32  
 72.41% \_ -0.23 \_ FALL \_ 1 days \_ BEFORE \_ G-Ve60Ma \_ 29  
 71.43% \_ -0.36 \_ FALL \_ 3 days \_ BEFORE \_ G-Ve0PI \_ 28  
 75.00% \_ 0.52 \_ RISE \_ 1 days \_ AFTER \_ G-Mo150Me \_ 64  
 70.27% \_ 0.58 \_ RISE \_ 1 days \_ AFTER \_ G-Mo180Ve \_ 37  
 70.27% \_ 0.46 \_ RISE \_ 1 days \_ AFTER \_ G-Mo180PI \_ 37  
 69.70% \_ 0.17 \_ RISE \_ 1 days \_ AFTER \_ G-Me120Ma \_ 33  
 67.27% \_ 0.21 \_ RISE \_ 1 days \_ AFTER \_ G-Me150Ne \_ 55  
 67.57% \_ 0.19 \_ RISE \_ 1 days \_ AFTER \_ H-Ve0Ne \_ 37  
 68.09% \_ 0.26 \_ RISE \_ 3 days \_ AFTER \_ G-Su150Sa \_ 47  
 70.59% \_ 0.33 \_ RISE \_ 3 days \_ AFTER \_ G-Su30PI \_ 51  
 68.52% \_ -0.23 \_ FALL \_ 1 days \_ AFTER \_ G-Me150Ju \_ 54  
 74.07% \_ -0.17 \_ FALL \_ 1 days \_ AFTER \_ G-Ma120Ne \_ 27  
 75.68% \_ -0.19 \_ FALL \_ 1 days \_ AFTER \_ H-Ve180Ne \_ 37  
 67.50% \_ -0.17 \_ FALL \_ 1 days \_ AFTER \_ H-Ea120Ju \_ 40  
 69.77% \_ -0.23 \_ FALL \_ 1 days \_ AFTER \_ H-Ea30PI \_ 43  
 73.21% \_ -0.30 \_ FALL \_ 3 days \_ AFTER \_ H-Ve60Ma \_ 56

(TIN) Temple-Inland start Dec-20-1983

67.57% \_ 0.76 \_ RISE \_ 1 days \_ BEFORE \_ G-Me60Ur \_ 37  
 71.43% \_ 0.66 \_ RISE \_ 1 days \_ BEFORE \_ G-Ve150Ur \_ 28  
 69.23% \_ -0.55 \_ FALL \_ 1 days \_ BEFORE \_ G-Mo0Ma \_ 39  
 71.43% \_ -0.50 \_ FALL \_ 1 days \_ BEFORE \_ H-Ea120PI \_ 28  
 74.19% \_ -1.06 \_ FALL \_ 3 days \_ BEFORE \_ G-Me150Sa \_ 31  
 70.00% \_ -0.98 \_ FALL \_ 3 days \_ BEFORE \_ H-Ea60Ur \_ 30  
 75.00% \_ 0.43 \_ RISE \_ 1 days \_ AFTER \_ G-Me90Ne \_ 28  
 69.70% \_ 0.78 \_ RISE \_ 3 days \_ AFTER \_ G-Me60Ve \_ 33  
 75.00% \_ 1.16 \_ RISE \_ 3 days \_ AFTER \_ G-Me90Sa \_ 32  
 72.41% \_ 1.25 \_ RISE \_ 3 days \_ AFTER \_ G-Ve60Ju \_ 29  
 70.97% \_ 0.99 \_ RISE \_ 3 days \_ AFTER \_ G-Ve150Ne \_ 31  
 71.43% \_ 0.60 \_ RISE \_ 3 days \_ AFTER \_ G-Su90Ju \_ 28  
 71.43% \_ 1.21 \_ RISE \_ 3 days \_ AFTER \_ G-Su30PI \_ 28  
 81.25% \_ 1.57 \_ RISE \_ 10 days \_ AFTER \_ G-Me60Ma \_ 32  
 68.57% \_ -0.57 \_ FALL \_ 1 days \_ AFTER \_ G-Me150Ju \_ 35  
 80.77% \_ -0.49 \_ FALL \_ 1 days \_ AFTER \_ G-Ve60PI \_ 26

80.00% \_ -0.39 \_ FALL \_ 1 days \_ AFTER \_ G-Su60Sa \_ 25  
 75.00% \_ -0.49 \_ FALL \_ 1 days \_ AFTER \_ G-Su60Ur \_ 28  
 68.75% \_ -0.87 \_ FALL \_ 3 days \_ AFTER \_ H-Ve60Ne \_ 48  
 71.43% \_ -0.71 \_ FALL \_ 3 days \_ AFTER \_ H-Ea30Sa \_ 28

(TJX) TJX Comp start July-26-1989

67.50% \_ 0.45 \_ RISE \_ 1 days \_ BEFORE \_ G-Mo180Ur \_ 40  
 68.89% \_ 0.29 \_ RISE \_ 1 days \_ BEFORE \_ G-Me30Ve \_ 45  
 68.97% \_ 0.28 \_ RISE \_ 1 days \_ BEFORE \_ H-Ve120Ur \_ 29  
 71.43% \_ -0.22 \_ FALL \_ 1 days \_ BEFORE \_ H-Me0Ma \_ 28  
 81.58% \_ 0.59 \_ RISE \_ 1 days \_ AFTER \_ G-Mo180Ve \_ 38  
 67.50% \_ 0.47 \_ RISE \_ 1 days \_ AFTER \_ G-Mo0Sa \_ 40  
 71.64% \_ 0.27 \_ RISE \_ 1 days \_ AFTER \_ H-Me90Ne \_ 67  
 71.67% \_ 0.53 \_ RISE \_ 3 days \_ AFTER \_ H-Me30Ma \_ 60  
 76.92% \_ 0.43 \_ RISE \_ 3 days \_ AFTER \_ H-Ve90PI \_ 26

(TKR) Timken start Jan-3-1968

67.86% \_ 0.28 \_ RISE \_ 1 days \_ BEFORE \_ H-Ea150PI \_ 56  
 69.44% \_ 0.45 \_ RISE \_ 3 days \_ BEFORE \_ G-Me120Ma \_ 36  
 68.18% \_ 0.56 \_ RISE \_ 3 days \_ BEFORE \_ H-Ve0Ju \_ 44  
 67.74% \_ -0.29 \_ FALL \_ 1 days \_ BEFORE \_ G-Ve0Ju \_ 31  
 74.07% \_ -0.32 \_ FALL \_ 1 days \_ BEFORE \_ G-Ma120PI \_ 27  
 68.97% \_ -0.68 \_ FALL \_ 3 days \_ BEFORE \_ G-Ve0Ma \_ 29  
 78.79% \_ 0.43 \_ RISE \_ 1 days \_ AFTER \_ G-Mo0Me \_ 33  
 69.44% \_ 0.58 \_ RISE \_ 1 days \_ AFTER \_ G-Mo180Me \_ 36  
 68.57% \_ 0.61 \_ RISE \_ 1 days \_ AFTER \_ G-Mo180Ve \_ 35  
 71.43% \_ 0.38 \_ RISE \_ 1 days \_ AFTER \_ G-Ve180Sa \_ 28  
 72.73% \_ 0.31 \_ RISE \_ 1 days \_ AFTER \_ H-Ea60Sa \_ 44  
 68.18% \_ 0.60 \_ RISE \_ 3 days \_ AFTER \_ G-Me0Ma \_ 44  
 69.70% \_ 0.52 \_ RISE \_ 3 days \_ AFTER \_ G-Ma150Sa \_ 33  
 68.52% \_ -0.33 \_ FALL \_ 1 days \_ AFTER \_ G-Ve60Ju \_ 54  
 67.74% \_ -0.43 \_ FALL \_ 1 days \_ AFTER \_ H-Ve30Ea \_ 31  
 71.43% \_ -0.24 \_ FALL \_ 1 days \_ AFTER \_ H-Ve0Ur \_ 42  
 70.00% \_ -0.29 \_ FALL \_ 1 days \_ AFTER \_ H-Ea30Sa \_ 50  
 72.41% \_ -0.47 \_ FALL \_ 3 days \_ AFTER \_ H-Ea180PI \_ 29  
 68.97% \_ -0.58 \_ FALL \_ 3 days \_ AFTER \_ H-Ma90Ur \_ 29

(TLAB) Tellabs start July-15-1980

69.70% \_ 0.23 \_ RISE \_ 1 days \_ BEFORE \_ G-Ve30PI \_ 33  
 76.67% \_ 0.32 \_ RISE \_ 3 days \_ BEFORE \_ G-Me90Ma \_ 30  
 85.71% \_ 0.31 \_ RISE \_ 3 days \_ BEFORE \_ G-Su30PI \_ 35  
 71.11% \_ 0.40 \_ RISE \_ 3 days \_ BEFORE \_ H-Me0Ve \_ 45  
 69.44% \_ -0.33 \_ FALL \_ 1 days \_ BEFORE \_ G-Me120Ne \_ 36

71.43% -0.22 FALL 1 days BEFORE G-Me150Ne 35  
 70.97% -0.12 FALL 1 days BEFORE H-Ea150Ju 31  
 75.00% -0.23 FALL 1 days BEFORE H-Ea30PI 32  
 73.33% -0.47 FALL 1 days BEFORE H-Ea90PI 30  
 70.27% 1.07 RISE 1 days AFTER G-Mo180Me 37  
 78.95% 1.49 RISE 1 days AFTER G-Mo180Ve 38  
 67.50% 1.48 RISE 1 days AFTER G-Mo0Ju 40  
 70.59% 0.30 RISE 1 days AFTER G-Ve30Ju 34  
 79.31% 0.27 RISE 1 days AFTER G-Ve60Ju 29  
 68.75% 0.22 RISE 1 days AFTER G-Ve120Sa 32  
 73.33% 0.40 RISE 1 days AFTER G-Su60Ne 30  
 68.75% 0.44 RISE 3 days AFTER G-Su30Ju 32  
 71.43% 0.88 RISE 3 days AFTER H-Ve180Ur 28  
 69.44% -0.31 FALL 3 days AFTER H-Ve60Ma 36  
 71.43% -0.28 FALL 3 days AFTER H-Ve0PI 28

(TMC) Times Mirror start Jan-3-1968

67.74% 0.17 RISE 1 days BEFORE G-Me180Sa 31  
 72.41% 0.23 RISE 1 days BEFORE G-Ve180Ju 29  
 68.97% 0.27 RISE 1 days BEFORE G-Ve180Ur 29  
 68.97% 0.17 RISE 1 days BEFORE G-Ma90Ur 29  
 68.75% 0.56 RISE 3 days BEFORE G-Ma30Sa 32  
 71.88% 0.35 RISE 3 days BEFORE G-Ma90Ne 32  
 68.97% 0.31 RISE 3 days BEFORE H-Ea120Ma 29  
 68.97% -0.19 FALL 1 days BEFORE G-Ma60Sa 29  
 67.74% -0.21 FALL 1 days BEFORE G-Ma120Ne 31  
 74.07% -0.19 FALL 1 days BEFORE H-Ma90Sa 27  
 71.23% -0.52 FALL 3 days BEFORE G-Me90Ur 73  
 69.44% -0.29 FALL 3 days BEFORE G-Ma120Ne 36  
 80.00% 0.61 RISE 1 days AFTER G-Mo0Ma 40  
 74.07% 0.37 RISE 1 days AFTER G-Ve0Ma 27  
 68.42% 0.28 RISE 1 days AFTER G-Ve90Ma 38  
 73.53% 0.19 RISE 1 days AFTER H-Ve120Ea 34  
 70.33% 0.24 RISE 1 days AFTER H-Ve30Ur 91  
 76.19% 0.29 RISE 1 days AFTER H-Ve180PI 42  
 67.74% 0.29 RISE 1 days AFTER H-Ma30Ne 31  
 69.70% 0.44 RISE 3 days AFTER G-Me180PI 33  
 71.88% 0.36 RISE 3 days AFTER G-Ma90Ne 32  
 78.57% -0.23 FALL 1 days AFTER G-Ma60Ne 28  
 72.73% -0.23 FALL 1 days AFTER G-Ma120PI 33  
 76.47% -0.23 FALL 1 days AFTER H-Ve90Ea 34  
 68.42% -0.27 FALL 3 days AFTER G-Me0Ne 38  
 73.33% -0.19 FALL 3 days AFTER G-Ve0Sa 30

72.41% -0.33 FALL 3 days AFTER G-Ve0Ne 29  
 68.97% -0.38 FALL 3 days AFTER G-Ma120Sa 29

(TMK) Torchmark start Jan-2-1981

67.12% 0.64 RISE 1 days BEFORE G-Mo30Su 73  
 68.42% 0.63 RISE 1 days BEFORE G-Mo180Ma 38  
 70.97% 0.55 RISE 1 days BEFORE G-Su30Ur 31  
 68.75% 0.44 RISE 1 days BEFORE G-Su120Ur 32  
 67.31% 0.31 RISE 1 days BEFORE H-Ve150Sa 52  
 69.05% 0.39 RISE 3 days BEFORE G-Ve30Su 42  
 69.70% 0.64 RISE 3 days BEFORE G-Su150Ju 33  
 71.43% 0.63 RISE 3 days BEFORE G-Su120Ur 35  
 72.97% 0.67 RISE 3 days BEFORE H-Ve30Ma 37  
 71.74% -0.34 FALL 1 days BEFORE G-Me90Ur 46  
 72.73% -0.27 FALL 1 days BEFORE G-Ve60Sa 33  
 70.59% -0.27 FALL 1 days BEFORE H-Ea30Ne 34  
 69.23% -0.55 FALL 3 days BEFORE H-Ve30Ne 52  
 68.75% -0.65 FALL 3 days BEFORE H-Ea120Ju 32  
 67.65% 0.58 RISE 1 days AFTER G-Mo180Su 34  
 69.23% 0.73 RISE 1 days AFTER G-Mo0Ur 39  
 70.00% 0.28 RISE 1 days AFTER G-Me150Sa 30  
 68.75% 0.28 RISE 1 days AFTER G-Su120Ju 32  
 70.97% 0.40 RISE 1 days AFTER G-Su30Sa 31  
 72.22% 0.36 RISE 1 days AFTER H-Ve150Ma 36  
 71.43% 0.23 RISE 1 days AFTER H-Ea120Ju 28  
 68.97% 0.31 RISE 1 days AFTER H-Ea150PI 29  
 73.68% 0.62 RISE 3 days AFTER G-Me60Ve 38  
 69.05% 0.57 RISE 3 days AFTER G-Me90PI 42  
 69.70% 0.63 RISE 3 days AFTER G-Ve60Ju 33  
 76.47% 0.46 RISE 3 days AFTER G-Ve30PI 34  
 70.59% 0.63 RISE 3 days AFTER H-Ve90Ju 51  
 71.25% -0.57 FALL 1 days AFTER G-Mo120Sa 80  
 70.00% -0.34 FALL 1 days AFTER G-Me30PI 40  
 67.74% -0.29 FALL 1 days AFTER G-Su150Ju 31  
 71.43% -0.25 FALL 1 days AFTER G-Su150Sa 28  
 67.74% -0.36 FALL 1 days AFTER H-Ea120PI 31  
 68.57% -0.60 FALL 3 days AFTER G-Me120Sa 35

(TMO) Thermo Electron start Jan-14-1972

68.29% 0.17 RISE 1 days BEFORE G-Su60Ne 41  
 75.00% 0.17 RISE 1 days BEFORE G-Ma150PI 28  
 68.63% 0.36 RISE 3 days BEFORE H-Ea150Ur 51  
 70.00% 0.30 RISE 3 days BEFORE H-Ea150Ne 50

67.57% -0.51 FALL 1 days BEFORE G-Mo0Ma 37  
 67.50% -0.62 FALL 1 days BEFORE G-Mo0Sa 40  
 70.00% -0.13 FALL 1 days BEFORE H-Ve120Ma 50  
 69.44% 0.45 RISE 1 days AFTER G-Mo180Ve 36  
 69.57% 0.43 RISE 3 days AFTER G-Ve150PI 46  
 69.57% 0.20 RISE 3 days AFTER G-Su30Ju 46  
 68.97% 0.27 RISE 3 days AFTER H-Ve30Ea 29  
 72.41% -0.14 FALL 1 days AFTER G-Ve60Ma 29  
 76.09% -0.12 FALL 1 days AFTER G-Ve120Ne 46  
 68.09% -0.29 FALL 1 days AFTER G-Ve150Ne 47  
 69.05% -0.10 FALL 1 days AFTER G-Su90Sa 42  
 80.00% -0.16 FALL 1 days AFTER G-Su120Ne 45  
 68.66% -0.17 FALL 1 days AFTER H-Me180Ea 67  
 74.07% -0.17 FALL 1 days AFTER H-Ve60Ea 27  
 67.44% -0.20 FALL 1 days AFTER H-Ea30Ur 43  
 68.09% -0.14 FALL 1 days AFTER H-Ea150Ur 47  
 68.18% -0.19 FALL 1 days AFTER H-Ea90Ne 44  
 84.00% -0.20 FALL 3 days AFTER H-Ea150Ma 25

(TNB) Thomas & Betts start Jan-3-1968

69.44% 0.38 RISE 3 days BEFORE G-Me0Ne 36  
 74.07% 0.35 RISE 3 days BEFORE G-Su90Ma 27  
 70.00% -0.20 FALL 1 days BEFORE G-Ma120Ne 30  
 72.41% -0.22 FALL 1 days BEFORE H-Ea180PI 29  
 76.67% -0.43 FALL 3 days BEFORE G-Ma120Ne 30  
 68.97% -0.40 FALL 3 days BEFORE H-Ea30Ma 29  
 75.86% -0.32 FALL 3 days BEFORE H-Ma120Sa 29  
 75.00% 0.71 RISE 1 days AFTER G-Mo0Ju 36  
 78.12% 0.23 RISE 1 days AFTER G-Me120Ma 32  
 67.80% 0.30 RISE 1 days AFTER G-Ve30Sa 59  
 69.23% 0.22 RISE 1 days AFTER G-Su150Sa 52  
 72.41% 0.19 RISE 1 days AFTER G-Ma30Ne 29  
 68.97% 0.34 RISE 1 days AFTER G-Ma30PI 29  
 71.43% 0.22 RISE 1 days AFTER H-Ea120Ma 28  
 71.43% 0.25 RISE 1 days AFTER H-Ea0Ur 28  
 77.78% 0.21 RISE 1 days AFTER H-Ea0PI 27  
 82.14% 0.19 RISE 1 days AFTER H-Ma60Ne 28  
 72.73% 0.36 RISE 3 days AFTER G-Ma60Ju 33  
 69.23% 0.37 RISE 3 days AFTER G-Ma150Ne 39  
 71.43% 0.49 RISE 3 days AFTER H-Ea120Ma 28  
 68.97% 0.27 RISE 3 days AFTER H-Ma60Ur 29  
 80.00% 0.62 RISE 10 days AFTER H-Ma30Ju 25  
 80.77% -0.19 FALL 1 days AFTER G-Ve150Ma 26

68.63% -0.22 FALL 1 days AFTER G-Ve150Sa 51  
 67.27% -0.26 FALL 1 days AFTER H-Ea30Ne 55  
 67.35% -0.21 FALL 1 days AFTER H-Ea120Ne 49  
 78.57% -0.22 FALL 1 days AFTER H-Ma150PI 28

(TOY) Toys R Us start April-11-1978

75.00% 0.32 RISE 1 days BEFORE G-Me0Sa 28  
 74.36% 0.39 RISE 1 days BEFORE G-Ve150Sa 39  
 67.57% 0.20 RISE 1 days BEFORE H-Ea30Sa 37  
 69.23% -0.40 FALL 1 days BEFORE G-Mo0Ne 39  
 68.97% -0.22 FALL 1 days BEFORE G-Me0Ne 29  
 68.29% -0.27 FALL 1 days BEFORE G-Ve60Ur 41  
 72.73% -0.41 FALL 3 days BEFORE H-Ve180Ne 33  
 67.65% 0.26 RISE 1 days AFTER G-Mo180Ve 34  
 71.05% 0.47 RISE 1 days AFTER G-Mo0Ju 38  
 67.57% 0.23 RISE 1 days AFTER G-Su150Ju 37  
 71.74% 0.43 RISE 3 days AFTER G-Me120Ju 46  
 69.44% -0.49 FALL 1 days AFTER G-Mo0Ve 36  
 72.06% -0.29 FALL 1 days AFTER H-Me0Ma 68  
 67.74% -0.30 FALL 1 days AFTER H-Ve0Sa 31  
 68.33% -0.26 FALL 1 days AFTER H-Ve150Ur 60

(TRB) Tribune Co start Oct-13-1983

69.23% 0.85 RISE 1 days BEFORE G-Mo0Ve 39  
 71.43% 0.33 RISE 1 days BEFORE G-Me60Ne 35  
 67.50% 0.37 RISE 1 days BEFORE H-Ve120Ur 40  
 75.00% 0.57 RISE 1 days BEFORE H-Ea120Ur 28  
 75.00% 0.33 RISE 3 days BEFORE G-Me90Ma 28  
 68.42% 0.76 RISE 3 days BEFORE G-Me60Ne 38  
 68.75% 0.60 RISE 3 days BEFORE G-Me150Ne 32  
 81.48% 0.56 RISE 3 days BEFORE G-Ve90Ju 27  
 70.97% 0.51 RISE 3 days BEFORE G-Ve30PI 31  
 71.43% 0.62 RISE 3 days BEFORE G-Su30Sa 28  
 72.41% 0.53 RISE 3 days BEFORE G-Su60Ne 29  
 70.00% 0.65 RISE 3 days BEFORE H-Ea120Ne 30  
 70.00% -0.28 FALL 1 days BEFORE G-Ve120Ju 30  
 67.74% -0.24 FALL 1 days BEFORE H-Ve150Ma 31  
 70.21% -0.29 FALL 1 days BEFORE H-Ve90PI 47  
 75.00% -0.71 FALL 3 days BEFORE G-Ve60PI 28  
 68.42% 0.54 RISE 1 days AFTER G-Mo0Me 38  
 76.92% 0.72 RISE 1 days AFTER G-Mo0Ma 39  
 71.05% 0.77 RISE 1 days AFTER G-Mo180Sa 38  
 70.00% 0.52 RISE 1 days AFTER G-Me150Ne 30

70.00% \_ 0.43 \_ RISE \_ 1 days \_ AFTER \_ H-Ve120Ur \_ 40  
 75.00% \_ 0.55 \_ RISE \_ 1 days \_ AFTER \_ H-Ea30PI \_ 28  
 71.43% \_ 0.65 \_ RISE \_ 3 days \_ AFTER \_ G-Ve30Sa \_ 28  
 71.88% \_ 0.68 \_ RISE \_ 3 days \_ AFTER \_ G-Ve30Ne \_ 32  
 77.42% \_ 0.36 \_ RISE \_ 3 days \_ AFTER \_ G-Ve150Ne \_ 31  
 74.19% \_ 0.56 \_ RISE \_ 3 days \_ AFTER \_ G-Ve120PI \_ 31  
 73.33% \_ 0.43 \_ RISE \_ 3 days \_ AFTER \_ G-Su30Ur \_ 31  
 74.07% \_ 0.93 \_ RISE \_ 3 days \_ AFTER \_ G-Su150PI \_ 27  
 68.75% \_ 0.65 \_ RISE \_ 3 days \_ AFTER \_ H-Ve120Ur \_ 48  
 70.00% \_ 0.70 \_ RISE \_ 3 days \_ AFTER \_ H-Ea120Ur \_ 30  
 71.05% \_ -0.36 \_ FALL \_ 1 days \_ AFTER \_ G-Me30Ur \_ 38  
 67.65% \_ -0.39 \_ FALL \_ 1 days \_ AFTER \_ G-Me120Ur \_ 34  
 76.92% \_ -0.38 \_ FALL \_ 1 days \_ AFTER \_ G-Su150Ne \_ 26  
 69.81% \_ -0.40 \_ FALL \_ 1 days \_ AFTER \_ H-Me180Ur \_ 53  
 75.56% \_ -0.36 \_ FALL \_ 1 days \_ AFTER \_ H-Ve30Sa \_ 45

(TRW) TRW Inc start Jan-3-1968

70.27% \_ 0.56 \_ RISE \_ 1 days \_ BEFORE \_ G-Mo180Ma \_ 37  
 71.43% \_ 0.22 \_ RISE \_ 1 days \_ BEFORE \_ G-Ma90Ur \_ 28  
 71.43% \_ 0.32 \_ RISE \_ 1 days \_ BEFORE \_ H-Ve0Ma \_ 28  
 70.97% \_ 0.37 \_ RISE \_ 3 days \_ BEFORE \_ H-Ve0Ma \_ 31  
 68.97% \_ 0.53 \_ RISE \_ 3 days \_ BEFORE \_ H-Ea0PI \_ 29  
 74.07% \_ 0.32 \_ RISE \_ 3 days \_ BEFORE \_ H-Ma120Ju \_ 27  
 68.12% \_ -0.25 \_ FALL \_ 1 days \_ BEFORE \_ G-Me120Ne \_ 69  
 72.41% \_ -0.25 \_ FALL \_ 1 days \_ BEFORE \_ G-Me120PI \_ 58  
 67.74% \_ -0.17 \_ FALL \_ 1 days \_ BEFORE \_ H-Ve90Ea \_ 31  
 71.43% \_ -0.51 \_ FALL \_ 1 days \_ BEFORE \_ H-Ea0Ju \_ 28  
 68.97% \_ -0.28 \_ FALL \_ 1 days \_ BEFORE \_ H-Ma60Ur \_ 29  
 75.86% \_ -0.26 \_ FALL \_ 1 days \_ BEFORE \_ H-Ma90Ur \_ 29  
 74.07% \_ -0.39 \_ FALL \_ 3 days \_ BEFORE \_ G-Me150Ma \_ 27  
 78.12% \_ -0.40 \_ FALL \_ 3 days \_ BEFORE \_ H-Ma60Ur \_ 32  
 69.70% \_ -0.57 \_ FALL \_ 3 days \_ BEFORE \_ H-Ma120Ne \_ 33  
 77.78% \_ 0.71 \_ RISE \_ 1 days \_ AFTER \_ G-Mo180Ve \_ 36  
 69.70% \_ 0.24 \_ RISE \_ 1 days \_ AFTER \_ G-Me180Sa \_ 33  
 67.74% \_ 0.17 \_ RISE \_ 1 days \_ AFTER \_ G-Ve180PI \_ 31  
 75.86% \_ 0.25 \_ RISE \_ 1 days \_ AFTER \_ G-Ma90Ju \_ 29  
 77.27% \_ 0.25 \_ RISE \_ 1 days \_ AFTER \_ H-Ve0Ne \_ 44  
 68.89% \_ 0.16 \_ RISE \_ 1 days \_ AFTER \_ H-Ve0PI \_ 45  
 69.09% \_ 0.31 \_ RISE \_ 1 days \_ AFTER \_ H-Ea120Ur \_ 55  
 69.49% \_ 0.32 \_ RISE \_ 1 days \_ AFTER \_ H-Ea90Ne \_ 59  
 73.33% \_ 0.19 \_ RISE \_ 1 days \_ AFTER \_ H-Ma60Sa \_ 30  
 68.33% \_ 0.38 \_ RISE \_ 3 days \_ AFTER \_ G-Ve90Ju \_ 60  
 71.88% \_ 0.51 \_ RISE \_ 3 days \_ AFTER \_ G-Ve0PI \_ 32

68.52% \_ 0.40 \_ RISE \_ 3 days \_ AFTER \_ G-Su30Ju \_ 54  
 69.70% \_ 0.60 \_ RISE \_ 3 days \_ AFTER \_ G-Ma90Ne \_ 33  
 68.75% \_ 0.43 \_ RISE \_ 3 days \_ AFTER \_ G-Ma30PI \_ 32  
 71.43% \_ 0.37 \_ RISE \_ 3 days \_ AFTER \_ H-Ve90Ea \_ 35  
 68.89% \_ 0.33 \_ RISE \_ 3 days \_ AFTER \_ H-Ve0PI \_ 45  
 80.65% \_ 0.42 \_ RISE \_ 3 days \_ AFTER \_ H-Ma30Sa \_ 31  
 72.41% \_ 0.33 \_ RISE \_ 3 days \_ AFTER \_ H-Ma60Sa \_ 29  
 71.43% \_ 0.41 \_ RISE \_ 3 days \_ AFTER \_ H-Ma120Ur \_ 28  
 73.33% \_ -0.22 \_ FALL \_ 1 days \_ AFTER \_ G-Me180Ur \_ 30  
 69.81% \_ -0.28 \_ FALL \_ 1 days \_ AFTER \_ G-Su90PI \_ 53  
 70.00% \_ -0.37 \_ FALL \_ 3 days \_ AFTER \_ G-Me180Ur \_ 30  
 73.33% \_ -0.41 \_ FALL \_ 3 days \_ AFTER \_ G-Ma150Ju \_ 30  
 76.67% \_ -0.30 \_ FALL \_ 3 days \_ AFTER \_ H-Ma60Ne \_ 30

(TUP) Tupperware start Sept-3-1996

75.00% \_ -0.52 \_ FALL \_ 1 days \_ BEFORE \_ G-Mo180Ve \_ 32

(TWX) Time Warner start Jan-3-1968

67.57% \_ 0.68 \_ RISE \_ 1 days \_ BEFORE \_ G-Mo0Ve \_ 37  
 81.82% \_ 0.08 \_ RISE \_ 1 days \_ BEFORE \_ G-Me180Sa \_ 33  
 72.97% \_ 0.08 \_ RISE \_ 1 days \_ BEFORE \_ G-Ve120Ma \_ 37  
 67.74% \_ -0.17 \_ FALL \_ 1 days \_ BEFORE \_ G-Me180Ne \_ 31  
 70.91% \_ -0.14 \_ FALL \_ 1 days \_ BEFORE \_ G-Ve150Ju \_ 55  
 70.00% \_ -0.16 \_ FALL \_ 1 days \_ BEFORE \_ G-Ve180Sa \_ 30  
 68.97% \_ -0.16 \_ FALL \_ 1 days \_ BEFORE \_ G-Su30Ma \_ 29  
 67.27% \_ -0.16 \_ FALL \_ 1 days \_ BEFORE \_ G-Su30PI \_ 55  
 68.97% \_ -0.10 \_ FALL \_ 1 days \_ BEFORE \_ G-Ma90Sa \_ 29  
 67.65% \_ -0.11 \_ FALL \_ 1 days \_ BEFORE \_ G-Ma120Ur \_ 34  
 71.43% \_ -0.15 \_ FALL \_ 1 days \_ BEFORE \_ G-Ma60PI \_ 35  
 68.97% \_ -0.13 \_ FALL \_ 1 days \_ BEFORE \_ H-Ea90Ma \_ 29  
 68.57% \_ -0.12 \_ FALL \_ 3 days \_ BEFORE \_ H-Ve90Ea \_ 35  
 71.43% \_ -0.35 \_ FALL \_ 3 days \_ BEFORE \_ H-Ea150Ma \_ 28  
 69.70% \_ 0.51 \_ RISE \_ 1 days \_ AFTER \_ G-Mo180Su \_ 33  
 79.41% \_ 0.23 \_ RISE \_ 1 days \_ AFTER \_ G-Me0Ne \_ 34  
 71.43% \_ 0.13 \_ RISE \_ 1 days \_ AFTER \_ H-Ma60Sa \_ 28  
 76.67% \_ 0.15 \_ RISE \_ 1 days \_ AFTER \_ H-Ma90PI \_ 30  
 73.53% \_ 0.15 \_ RISE \_ 3 days \_ AFTER \_ G-Ma90Ne \_ 34  
 72.41% \_ 0.34 \_ RISE \_ 3 days \_ AFTER \_ H-Ea90Ma \_ 29  
 70.97% \_ 0.25 \_ RISE \_ 3 days \_ AFTER \_ H-Ea180Ur \_ 31  
 68.97% \_ -0.08 \_ FALL \_ 1 days \_ AFTER \_ G-Ve90Sa \_ 58  
 69.81% \_ -0.12 \_ FALL \_ 1 days \_ AFTER \_ G-Su150Ur \_ 53  
 67.65% \_ -0.14 \_ FALL \_ 1 days \_ AFTER \_ G-Ma120Ur \_ 34  
 74.19% \_ -0.16 \_ FALL \_ 1 days \_ AFTER \_ H-Ma90Ur \_ 31



67.74% \_ -0.14 \_ FALL \_ 1 days \_ AFTER \_ H-Ma150PI \_ 31  
 68.75% \_ -0.17 \_ FALL \_ 3 days \_ AFTER \_ G-Ve150Ur \_ 64  
 68.85% \_ -0.18 \_ FALL \_ 3 days \_ AFTER \_ G-Su120Ne \_ 61  
 68.97% \_ -0.16 \_ FALL \_ 3 days \_ AFTER \_ H-Ea180Sa \_ 29

(TX) Texaco start Jan-3-1968

68.25% \_ 0.91 \_ RISE \_ 3 days \_ BEFORE \_ G-Ve60Ur \_ 63  
 71.88% \_ 1.21 \_ RISE \_ 3 days \_ BEFORE \_ G-Ve180Ur \_ 32  
 74.07% \_ -0.73 \_ FALL \_ 1 days \_ BEFORE \_ G-Ve0Ma \_ 27  
 68.97% \_ -0.39 \_ FALL \_ 1 days \_ BEFORE \_ G-Ve180Ur \_ 29  
 71.43% \_ -0.67 \_ FALL \_ 1 days \_ BEFORE \_ G-Ma30Ju \_ 28  
 70.59% \_ -0.62 \_ FALL \_ 1 days \_ BEFORE \_ H-Ve60Ea \_ 34  
 68.89% \_ -0.44 \_ FALL \_ 1 days \_ BEFORE \_ H-Ve180PI \_ 45  
 76.92% \_ -0.45 \_ FALL \_ 1 days \_ BEFORE \_ H-Ma90Ur \_ 26  
 68.97% \_ -0.52 \_ FALL \_ 1 days \_ BEFORE \_ H-Ma60PI \_ 29  
 75.86% \_ -0.69 \_ FALL \_ 3 days \_ BEFORE \_ G-Ve0Sa \_ 29  
 68.75% \_ -1.02 \_ FALL \_ 3 days \_ BEFORE \_ G-Ma30Ju \_ 32  
 68.75% \_ -0.92 \_ FALL \_ 3 days \_ BEFORE \_ G-Ma60PI \_ 32  
 70.27% \_ -0.75 \_ FALL \_ 3 days \_ BEFORE \_ H-Ve60Ea \_ 37  
 67.61% \_ 0.53 \_ RISE \_ 1 days \_ AFTER \_ G-Me30Sa \_ 71  
 68.97% \_ 0.52 \_ RISE \_ 1 days \_ AFTER \_ G-Ma120Ju \_ 29  
 70.00% \_ 0.48 \_ RISE \_ 1 days \_ AFTER \_ G-Ma150Sa \_ 30  
 76.92% \_ 0.67 \_ RISE \_ 1 days \_ AFTER \_ H-Ma60Ne \_ 26  
 68.57% \_ 1.05 \_ RISE \_ 3 days \_ AFTER \_ G-Me180Sa \_ 35  
 71.43% \_ 1.00 \_ RISE \_ 3 days \_ AFTER \_ G-Ve0Ma \_ 28  
 68.75% \_ 0.93 \_ RISE \_ 3 days \_ AFTER \_ G-Ve180Ne \_ 32  
 68.97% \_ 1.06 \_ RISE \_ 3 days \_ AFTER \_ G-Ma90Ju \_ 29  
 73.53% \_ 0.90 \_ RISE \_ 3 days \_ AFTER \_ G-Ma150Ur \_ 34  
 81.48% \_ 0.98 \_ RISE \_ 3 days \_ AFTER \_ H-Ea0Sa \_ 27  
 68.75% \_ 1.09 \_ RISE \_ 3 days \_ AFTER \_ H-Ma30Ur \_ 32  
 75.00% \_ 0.99 \_ RISE \_ 3 days \_ AFTER \_ H-Ma60Ne \_ 28  
 68.75% \_ -0.96 \_ FALL \_ 1 days \_ AFTER \_ G-Mo90Ne \_ 80  
 67.65% \_ -0.76 \_ FALL \_ 1 days \_ AFTER \_ G-Me60Ju \_ 68  
 70.42% \_ -0.50 \_ FALL \_ 1 days \_ AFTER \_ G-Me30PI \_ 71  
 69.64% \_ -0.43 \_ FALL \_ 1 days \_ AFTER \_ G-Su60Sa \_ 56  
 71.43% \_ -1.96 \_ FALL \_ 1 days \_ AFTER \_ G-Su60PI \_ 56  
 68.97% \_ -0.47 \_ FALL \_ 1 days \_ AFTER \_ G-Ma30Ne \_ 29  
 67.74% \_ -0.50 \_ FALL \_ 1 days \_ AFTER \_ G-Ma60PI \_ 31  
 67.74% \_ -0.48 \_ FALL \_ 1 days \_ AFTER \_ G-Ma120PI \_ 31  
 67.44% \_ -0.42 \_ FALL \_ 1 days \_ AFTER \_ H-Ve0Ju \_ 43  
 67.05% \_ -0.52 \_ FALL \_ 1 days \_ AFTER \_ H-Ve60Sa \_ 88  
 77.78% \_ -0.53 \_ FALL \_ 1 days \_ AFTER \_ H-Ea180Sa \_ 27  
 83.33% \_ -0.76 \_ FALL \_ 1 days \_ AFTER \_ H-Ea180PI \_ 24

68.52% \_ -0.85 \_ FALL \_ 3 days \_ AFTER \_ G-Me90Ma \_ 54  
 68.00% \_ -0.94 \_ FALL \_ 3 days \_ AFTER \_ G-Me30PI \_ 75  
 75.00% \_ -0.75 \_ FALL \_ 3 days \_ AFTER \_ G-Su90Ma \_ 28  
 73.33% \_ -0.91 \_ FALL \_ 3 days \_ AFTER \_ H-Ma90Sa \_ 30

(TXN) Texas Instruments start Jan-3-1968

68.42% \_ 1.68 \_ RISE \_ 1 days \_ BEFORE \_ G-Mo0Su \_ 38  
 71.43% \_ 0.82 \_ RISE \_ 1 days \_ BEFORE \_ G-Ma120Sa \_ 28  
 67.19% \_ -0.44 \_ FALL \_ 1 days \_ BEFORE \_ G-Ve150Ur \_ 64  
 68.57% \_ -0.37 \_ FALL \_ 1 days \_ BEFORE \_ H-Ve60Ea \_ 35  
 67.74% \_ -0.46 \_ FALL \_ 1 days \_ BEFORE \_ H-Ea0Ne \_ 31  
 70.97% \_ -0.43 \_ FALL \_ 1 days \_ BEFORE \_ H-Ma120PI \_ 31  
 68.75% \_ -0.30 \_ FALL \_ 1 days \_ BEFORE \_ H-Ma150PI \_ 32  
 69.23% \_ 2.63 \_ RISE \_ 1 days \_ AFTER \_ G-Mo180Ve \_ 39  
 68.75% \_ 0.53 \_ RISE \_ 1 days \_ AFTER \_ G-Me180Ne \_ 32  
 74.07% \_ 0.51 \_ RISE \_ 1 days \_ AFTER \_ H-Ea180Ne \_ 27  
 78.12% \_ 0.77 \_ RISE \_ 3 days \_ AFTER \_ G-Me180Ne \_ 32  
 75.86% \_ 0.93 \_ RISE \_ 3 days \_ AFTER \_ G-Ma90Ju \_ 29  
 68.75% \_ -0.43 \_ FALL \_ 1 days \_ AFTER \_ G-Me30PI \_ 80  
 75.00% \_ -0.69 \_ FALL \_ 1 days \_ AFTER \_ G-Ma120Sa \_ 28  
 68.75% \_ -0.40 \_ FALL \_ 1 days \_ AFTER \_ G-Ma60Ur \_ 32  
 75.00% \_ -0.36 \_ FALL \_ 1 days \_ AFTER \_ H-Ea0Ju \_ 28  
 72.41% \_ -0.47 \_ FALL \_ 1 days \_ AFTER \_ H-Ma90Sa \_ 29  
 69.44% \_ -0.86 \_ FALL \_ 3 days \_ AFTER \_ G-Ma60Ju \_ 36  
 70.00% \_ -1.12 \_ FALL \_ 3 days \_ AFTER \_ G-Ma90Sa \_ 30  
 81.48% \_ -0.86 \_ FALL \_ 3 days \_ AFTER \_ H-Ea0Ju \_ 27

(TXT) Textron start Jan-3-1968

67.65% \_ 1.07 \_ RISE \_ 1 days \_ BEFORE \_ G-Mo180Ve \_ 34  
 67.74% \_ 0.49 \_ RISE \_ 1 days \_ BEFORE \_ G-Me180Ne \_ 31  
 68.29% \_ 0.30 \_ RISE \_ 1 days \_ BEFORE \_ G-Me0PI \_ 41  
 67.86% \_ 0.38 \_ RISE \_ 1 days \_ BEFORE \_ G-Ve150Sa \_ 56  
 69.49% \_ 0.42 \_ RISE \_ 1 days \_ BEFORE \_ G-Ve150Ur \_ 59  
 70.59% \_ 0.39 \_ RISE \_ 1 days \_ BEFORE \_ H-Ve30Ea \_ 34  
 68.42% \_ 0.86 \_ RISE \_ 3 days \_ BEFORE \_ G-Su60Ne \_ 57  
 68.33% \_ 0.69 \_ RISE \_ 3 days \_ BEFORE \_ G-Su30PI \_ 60  
 69.44% \_ 0.61 \_ RISE \_ 3 days \_ BEFORE \_ H-Ve30Ea \_ 36  
 70.97% \_ -0.45 \_ FALL \_ 1 days \_ BEFORE \_ G-Ma120Ne \_ 31  
 75.86% \_ -0.32 \_ FALL \_ 1 days \_ BEFORE \_ H-Ma90Ur \_ 29  
 73.53% \_ 0.43 \_ RISE \_ 1 days \_ AFTER \_ G-Me0Ur \_ 34  
 71.43% \_ 0.23 \_ RISE \_ 1 days \_ AFTER \_ H-Ea0PI \_ 28  
 70.00% \_ 0.38 \_ RISE \_ 1 days \_ AFTER \_ H-Ma120PI \_ 30  
 75.86% \_ 0.85 \_ RISE \_ 3 days \_ AFTER \_ G-Me180Ne \_ 29

71.67% \_ 0.59 \_ RISE \_ 3 days \_ AFTER \_ G-Ve90Sa \_ 60  
 69.35% \_ 0.82 \_ RISE \_ 3 days \_ AFTER \_ G-Ve30Ne \_ 62  
 73.33% \_ 0.74 \_ RISE \_ 3 days \_ AFTER \_ G-Ve0PI \_ 30  
 75.76% \_ 0.87 \_ RISE \_ 3 days \_ AFTER \_ G-Ma60PI \_ 33  
 80.77% \_ 0.67 \_ RISE \_ 3 days \_ AFTER \_ H-Ea120Ma \_ 26  
 70.97% \_ -0.30 \_ FALL \_ 1 days \_ AFTER \_ G-Ve60Ma \_ 31  
 70.00% \_ -0.43 \_ FALL \_ 1 days \_ AFTER \_ H-Ve60Ea \_ 30  
 71.43% \_ -0.63 \_ FALL \_ 3 days \_ AFTER \_ G-Ma120Sa \_ 28  
 68.18% \_ -0.63 \_ FALL \_ 3 days \_ AFTER \_ H-Ve0Ju \_ 44

(TXU) Texas Utilities start Jan-3-1968

67.57% \_ 0.40 \_ RISE \_ 1 days \_ BEFORE \_ G-Me0Sa \_ 37  
 71.43% \_ 0.63 \_ RISE \_ 3 days \_ BEFORE \_ H-Ve180Ma \_ 28  
 68.97% \_ 0.56 \_ RISE \_ 3 days \_ BEFORE \_ H-Ma60Ne \_ 29  
 80.00% \_ -0.22 \_ FALL \_ 1 days \_ BEFORE \_ H-Ea180Ju \_ 25  
 79.31% \_ -0.32 \_ FALL \_ 1 days \_ BEFORE \_ H-Ma30Sa \_ 29  
 72.41% \_ -0.40 \_ FALL \_ 3 days \_ BEFORE \_ G-Ma90Ur \_ 29  
 75.00% \_ -0.62 \_ FALL \_ 3 days \_ BEFORE \_ H-Ea150Ma \_ 38  
 72.41% \_ -0.49 \_ FALL \_ 3 days \_ BEFORE \_ H-Ma60Ur \_ 29  
 72.97% \_ 0.26 \_ RISE \_ 1 days \_ AFTER \_ G-Mo180Ju \_ 37  
 69.70% \_ 0.37 \_ RISE \_ 1 days \_ AFTER \_ G-Mo180Ne \_ 33  
 71.43% \_ 0.34 \_ RISE \_ 1 days \_ AFTER \_ G-Me180Sa \_ 28  
 67.92% \_ 0.25 \_ RISE \_ 1 days \_ AFTER \_ H-Ve30Ma \_ 53  
 75.00% \_ 0.67 \_ RISE \_ 3 days \_ AFTER \_ G-Me180Sa \_ 32  
 73.33% \_ 0.53 \_ RISE \_ 3 days \_ AFTER \_ G-Me180PI \_ 30  
 67.57% \_ -0.26 \_ FALL \_ 1 days \_ AFTER \_ G-Mo180Sa \_ 37  
 71.43% \_ -0.33 \_ FALL \_ 1 days \_ AFTER \_ G-Mo30Ne \_ 70  
 76.92% \_ -0.39 \_ FALL \_ 1 days \_ AFTER \_ G-Ve0Sa \_ 26  
 67.31% \_ -0.23 \_ FALL \_ 1 days \_ AFTER \_ G-Ve60PI \_ 52  
 75.61% \_ -0.25 \_ FALL \_ 1 days \_ AFTER \_ G-Su120Ju \_ 41  
 71.43% \_ -0.49 \_ FALL \_ 3 days \_ AFTER \_ H-Ea180Ur \_ 28

(TYC) Tyco Int'l. Ltd. start Jan-3-1968

68.42% \_ 1.00 \_ RISE \_ 1 days \_ BEFORE \_ G-Mo60Ve \_ 76  
 68.83% \_ 1.09 \_ RISE \_ 1 days \_ BEFORE \_ G-Mo30Su \_ 77  
 70.59% \_ 0.51 \_ RISE \_ 3 days \_ BEFORE \_ G-Ma120PI \_ 34  
 75.76% \_ 0.51 \_ RISE \_ 3 days \_ BEFORE \_ H-Ma90PI \_ 33  
 70.91% \_ -0.24 \_ FALL \_ 1 days \_ BEFORE \_ G-Me150Ju \_ 55  
 71.43% \_ -0.17 \_ FALL \_ 1 days \_ BEFORE \_ G-Ve0Sa \_ 28  
 77.42% \_ -0.14 \_ FALL \_ 1 days \_ BEFORE \_ G-Ve180Sa \_ 31  
 70.59% \_ -0.12 \_ FALL \_ 1 days \_ BEFORE \_ H-Ve60Ea \_ 34  
 67.80% \_ -0.12 \_ FALL \_ 1 days \_ BEFORE \_ H-Ve90Ma \_ 59  
 67.39% \_ -0.15 \_ FALL \_ 1 days \_ BEFORE \_ H-Ve0Ne \_ 46

68.85% \_ -0.21 \_ FALL \_ 1 days \_ BEFORE \_ H-Ea120PI \_ 61  
 74.07% \_ -0.19 \_ FALL \_ 1 days \_ BEFORE \_ H-Ma120PI \_ 27  
 68.97% \_ -0.36 \_ FALL \_ 3 days \_ BEFORE \_ G-Su30Ma \_ 29  
 72.41% \_ -0.17 \_ FALL \_ 3 days \_ BEFORE \_ H-Ma30Ur \_ 29  
 72.22% \_ 0.75 \_ RISE \_ 1 days \_ AFTER \_ G-Mo0Me \_ 36  
 75.68% \_ 0.98 \_ RISE \_ 1 days \_ AFTER \_ G-Mo0Su \_ 37  
 70.00% \_ 0.26 \_ RISE \_ 3 days \_ AFTER \_ G-Ve0PI \_ 30  
 75.00% \_ 0.21 \_ RISE \_ 3 days \_ AFTER \_ G-Ma90Ur \_ 28  
 69.77% \_ 0.48 \_ RISE \_ 3 days \_ AFTER \_ H-Ve0Ne \_ 43  
 68.57% \_ -0.62 \_ FALL \_ 1 days \_ AFTER \_ G-Mo180Me \_ 35  
 70.59% \_ -0.16 \_ FALL \_ 1 days \_ AFTER \_ G-Me90Ur \_ 68  
 78.57% \_ -0.12 \_ FALL \_ 1 days \_ AFTER \_ G-Ve0Sa \_ 28  
 67.92% \_ -0.13 \_ FALL \_ 1 days \_ AFTER \_ G-Su60PI \_ 53  
 67.65% \_ -0.16 \_ FALL \_ 1 days \_ AFTER \_ G-Ma120PI \_ 34  
 72.41% \_ -0.23 \_ FALL \_ 1 days \_ AFTER \_ H-Ma150Ne \_ 29  
 71.43% \_ -0.38 \_ FALL \_ 3 days \_ AFTER \_ H-Ve60Ea \_ 35  
 74.07% \_ -0.26 \_ FALL \_ 3 days \_ AFTER \_ H-Ea90Ma \_ 27  
 68.97% \_ -0.23 \_ FALL \_ 3 days \_ AFTER \_ H-Ma120Sa \_ 29  
 75.00% \_ -0.32 \_ FALL \_ 3 days \_ AFTER \_ H-Ma150Ne \_ 32

(U) US Airways Group start Jan-2-1974

70.27% \_ 0.83 \_ RISE \_ 1 days \_ BEFORE \_ G-Mo180Sa \_ 37  
 67.44% \_ 0.52 \_ RISE \_ 1 days \_ BEFORE \_ H-Ea120Ur \_ 43  
 67.50% \_ -0.78 \_ FALL \_ 1 days \_ BEFORE \_ G-Mo180PI \_ 40  
 75.00% \_ -0.63 \_ FALL \_ 1 days \_ BEFORE \_ H-Ve180Ne \_ 36  
 68.42% \_ -0.47 \_ FALL \_ 1 days \_ BEFORE \_ H-Ea90Ju \_ 38  
 69.23% \_ -0.54 \_ FALL \_ 1 days \_ BEFORE \_ H-Ea120PI \_ 39  
 76.92% \_ -0.69 \_ FALL \_ 3 days \_ BEFORE \_ G-Ma30PI \_ 26  
 74.07% \_ -0.92 \_ FALL \_ 3 days \_ BEFORE \_ G-Ma120PI \_ 27  
 69.70% \_ -1.01 \_ FALL \_ 3 days \_ BEFORE \_ H-Ve180Ur \_ 33  
 68.57% \_ 1.12 \_ RISE \_ 1 days \_ AFTER \_ G-Mo180Ve \_ 35  
 75.00% \_ 0.57 \_ RISE \_ 1 days \_ AFTER \_ G-Me120Sa \_ 40  
 71.43% \_ 0.45 \_ RISE \_ 1 days \_ AFTER \_ G-Ve120Ju \_ 42  
 75.00% \_ 0.47 \_ RISE \_ 1 days \_ AFTER \_ G-Su120Sa \_ 36  
 67.57% \_ 0.64 \_ RISE \_ 1 days \_ AFTER \_ H-Ea120Sa \_ 37  
 68.29% \_ 0.96 \_ RISE \_ 3 days \_ AFTER \_ G-Su60Ne \_ 41  
 68.97% \_ -0.45 \_ FALL \_ 1 days \_ AFTER \_ G-Me30PI \_ 58  
 84.21% \_ -0.35 \_ FALL \_ 1 days \_ AFTER \_ G-Ve150Ur \_ 38  
 70.00% \_ -0.51 \_ FALL \_ 1 days \_ AFTER \_ G-Su60Sa \_ 40  
 67.57% \_ -0.50 \_ FALL \_ 1 days \_ AFTER \_ G-Su120Ne \_ 37  
 76.92% \_ -0.49 \_ FALL \_ 1 days \_ AFTER \_ G-Ma150Ne \_ 26  
 67.50% \_ -0.51 \_ FALL \_ 1 days \_ AFTER \_ H-Ea60PI \_ 40  
 74.36% \_ -0.47 \_ FALL \_ 1 days \_ AFTER \_ H-Ea120PI \_ 39

68.57% -0.49 FALL 3 days AFTER H-Ve180Sa 35

(UCC) Union Camp start Aug-26-1969

68.42% 0.74 RISE 1 days BEFORE G-Mo180Sa 38  
 73.33% 0.33 RISE 1 days BEFORE G-Me180PI 30  
 68.97% 0.39 RISE 1 days BEFORE G-Ve180Ur 29  
 76.67% 0.63 RISE 3 days BEFORE G-Ve0Ju 30  
 67.69% -0.37 FALL 1 days BEFORE G-Me90Ur 65  
 68.97% -0.27 FALL 1 days BEFORE G-Ma60Ne 29  
 69.44% -0.41 FALL 1 days BEFORE H-Ve60Ea 36  
 75.56% -0.52 FALL 3 days BEFORE H-Ve180PI 45  
 71.43% -0.76 FALL 3 days BEFORE H-Ea180Ne 28  
 72.92% 0.39 RISE 1 days AFTER G-Ve150Ur 48  
 68.75% 0.71 RISE 3 days AFTER G-Me180Sa 32  
 70.00% 1.54 RISE 3 days AFTER G-Ve0PI 30  
 68.97% 0.52 RISE 3 days AFTER G-Ma30Ju 29  
 76.92% 0.57 RISE 3 days AFTER H-Ea120Ma 26  
 67.65% -0.33 FALL 1 days AFTER G-Me30Ma 68  
 67.16% -0.35 FALL 1 days AFTER G-Me30PI 67  
 76.60% -0.40 FALL 1 days AFTER G-Su120Ur 47  
 68.75% -0.33 FALL 1 days AFTER G-Ma150Ur 32  
 68.35% -0.33 FALL 1 days AFTER H-Me180Ea 79  
 67.39% -0.39 FALL 1 days AFTER H-Ea120Ju 46  
 67.35% -0.36 FALL 1 days AFTER H-Ea60PI 49  
 78.57% -0.36 FALL 1 days AFTER H-Ma120Ne 28  
 70.00% -0.69 FALL 3 days AFTER G-Ve0Ju 30  
 70.91% -0.77 FALL 3 days AFTER G-Su150Ur 55  
 71.43% -0.63 FALL 3 days AFTER G-Ma120Ju 28  
 70.97% -0.47 FALL 3 days AFTER G-Ma60Sa 31  
 75.51% -0.52 FALL 3 days AFTER H-Ea120Ju 49  
 77.78% -0.44 FALL 3 days AFTER H-Ea0Ne 27  
 72.41% -0.61 FALL 3 days AFTER H-Ma150Ne 29

(UCL) Unocal Corp. start Jan-2-1974

70.91% 0.46 RISE 3 days BEFORE G-Me60Ma 55  
 73.81% 0.56 RISE 3 days BEFORE H-Ea120Ju 42  
 84.00% 0.50 RISE 3 days BEFORE H-Ma60Ne 25  
 68.00% -0.32 FALL 1 days BEFORE G-Ve30Ne 50  
 67.39% -0.26 FALL 1 days BEFORE G-Su150Ur 46  
 68.63% -0.30 FALL 1 days BEFORE H-Ve120Ma 51  
 83.33% -0.26 FALL 1 days BEFORE H-Ea120Ma 24  
 70.00% -0.33 FALL 1 days BEFORE H-Ea60Ur 40  
 70.21% -0.74 FALL 3 days BEFORE G-Me90Ju 47

70.59% -0.70 FALL 3 days BEFORE G-Me0PI 34  
 70.27% 0.54 RISE 1 days AFTER G-Mo180Ve 37  
 70.27% 0.67 RISE 1 days AFTER G-Mo180Su 37  
 67.74% 0.35 RISE 1 days AFTER G-Me0Sa 31  
 67.39% 0.28 RISE 1 days AFTER G-Su30PI 46  
 75.61% 0.49 RISE 3 days AFTER G-Me0Ma 41  
 83.33% 0.34 RISE 3 days AFTER G-Ve180Ju 24  
 67.61% -0.52 FALL 1 days AFTER G-Mo30Su 71  
 76.09% -0.31 FALL 1 days AFTER G-Ve60Sa 46  
 86.96% -0.40 FALL 1 days AFTER G-Ma150Ju 23  
 67.74% -0.25 FALL 1 days AFTER H-Ve150Ne 62  
 68.42% -0.32 FALL 1 days AFTER H-Ve0PI 38  
 92.00% -1.26 FALL 10 days AFTER H-Ma90Sa 25

(UCM) Unicom Corp. start Jan-3-1968

70.00% 0.29 RISE 1 days BEFORE G-Me0PI 30  
 67.74% 0.37 RISE 1 days BEFORE G-Ve180PI 31  
 68.75% 0.30 RISE 1 days BEFORE H-Ve90Ea 32  
 70.00% 0.37 RISE 1 days BEFORE H-Ve0Ma 30  
 70.00% 0.39 RISE 1 days BEFORE H-Ea30Sa 40  
 71.43% 0.71 RISE 3 days BEFORE G-Ma90Sa 28  
 68.75% 0.48 RISE 3 days BEFORE H-Ve90Ea 32  
 71.88% 0.53 RISE 3 days BEFORE H-Ve180Ma 32  
 68.97% 0.52 RISE 3 days BEFORE H-Ea0Sa 29  
 68.33% -0.31 FALL 1 days BEFORE G-Me60Sa 60  
 67.31% -0.36 FALL 1 days BEFORE G-Su90PI 52  
 67.74% -0.29 FALL 1 days BEFORE H-Ve30Ea 31  
 69.23% -0.40 FALL 1 days BEFORE H-Ve180Ur 39  
 76.92% -0.46 FALL 1 days BEFORE H-Ea180Ju 26  
 72.73% -0.36 FALL 3 days BEFORE G-Ma150Ur 33  
 69.44% -0.44 FALL 3 days BEFORE H-Ve60Ea 36  
 68.18% -0.59 FALL 3 days BEFORE H-Ve180Ur 44  
 69.23% 0.37 RISE 1 days AFTER G-Su30PI 52  
 75.68% 0.37 RISE 1 days AFTER H-Ve180PI 37  
 67.44% 0.43 RISE 1 days AFTER H-Ea150Sa 43  
 67.39% 0.27 RISE 1 days AFTER H-Ea90PI 46  
 75.00% 0.38 RISE 3 days AFTER H-Ma120Ne 28  
 67.24% -0.31 FALL 1 days AFTER G-Me90Ur 58  
 74.42% -0.25 FALL 1 days AFTER G-Su120Sa 43  
 73.33% -0.34 FALL 1 days AFTER H-Ve120Ea 30  
 70.00% -0.33 FALL 1 days AFTER H-Ea30Sa 40  
 88.89% -0.33 FALL 1 days AFTER H-Ea120Ne 45  
 68.52% -0.49 FALL 3 days AFTER G-Me90Ma 54

71.88% -0.44 FALL 3 days AFTER H-Ma150Ne 32

(UIS) Unisys Corp start Jan-3-1968

70.59% 0.30 RISE 1 days BEFORE G-Mo180Ma 34  
 68.75% 0.26 RISE 1 days BEFORE G-Ma30PI 32  
 75.86% 0.49 RISE 3 days BEFORE G-Ve0Sa 29  
 71.43% 0.79 RISE 3 days BEFORE H-Ma30Sa 28  
 70.97% 0.93 RISE 3 days BEFORE H-Ma90PI 31  
 73.08% -0.31 FALL 1 days BEFORE G-Me30PI 78  
 74.07% -0.42 FALL 1 days BEFORE G-Su30Ma 27  
 67.39% -0.30 FALL 1 days BEFORE H-Ve0Ne 46  
 71.43% -0.35 FALL 1 days BEFORE H-Ea180Sa 28  
 70.97% -0.54 FALL 3 days BEFORE H-Ma90Ne 31  
 69.70% 0.41 RISE 1 days AFTER G-Mo180Me 33  
 70.83% 0.45 RISE 1 days AFTER G-Mo90Ju 72  
 67.14% 0.38 RISE 1 days AFTER G-Mo30Sa 70  
 82.76% 0.37 RISE 1 days AFTER G-Ve180Sa 29  
 71.43% 0.36 RISE 1 days AFTER G-Ma60Ne 28  
 75.00% 0.52 RISE 3 days AFTER G-Ve180Ju 28  
 68.97% 0.45 RISE 3 days AFTER G-Ve180Ur 29  
 75.76% -0.37 FALL 1 days AFTER G-Mo0Ve 33  
 71.43% -0.38 FALL 1 days AFTER G-Mo0Su 35  
 70.97% -0.29 FALL 1 days AFTER G-Mo0Ma 31  
 69.70% -0.22 FALL 1 days AFTER G-Me0Ju 33  
 76.92% -0.31 FALL 1 days AFTER G-Ma60Sa 26  
 73.33% -0.36 FALL 1 days AFTER G-Ma120PI 30  
 72.73% -0.34 FALL 1 days AFTER H-Ve30Ea 33  
 68.18% -0.33 FALL 1 days AFTER H-Ve0Ur 44  
 67.78% -0.31 FALL 1 days AFTER H-Ve150Ur 90  
 68.42% -0.47 FALL 3 days AFTER G-Me0Ju 38  
 71.88% -0.63 FALL 3 days AFTER G-Ve0Ju 32  
 68.57% -0.53 FALL 3 days AFTER G-Ma120PI 35  
 68.09% -0.61 FALL 3 days AFTER H-Ve0Ju 47  
 71.43% -0.46 FALL 3 days AFTER H-Ma30Sa 28

(UK) Union Carbide start Jan-3-1968

67.86% 0.21 RISE 1 days BEFORE G-Su30Ur 56  
 72.41% 0.16 RISE 1 days BEFORE H-Ve180Ma 29  
 68.12% 0.51 RISE 3 days BEFORE G-Me60Ve 69  
 70.59% 0.34 RISE 3 days BEFORE G-Ma30Ur 34  
 72.73% 0.29 RISE 3 days BEFORE H-Ve180Ma 33  
 74.19% 0.16 RISE 3 days BEFORE H-Ma90PI 31  
 67.65% -0.79 FALL 1 days BEFORE G-Mo180Ve 34

75.41% -0.20 FALL 1 days BEFORE G-Ve120Sa 61  
 69.70% -0.14 FALL 1 days BEFORE G-Ma150Ur 33  
 70.59% -0.15 FALL 1 days BEFORE H-Ve60Ea 34  
 68.97% -0.17 FALL 1 days BEFORE H-Ea60Ur 58  
 72.41% -0.20 FALL 1 days BEFORE H-Ma90Sa 29  
 69.70% -0.21 FALL 1 days BEFORE H-Ma60PI 33  
 74.19% -0.41 FALL 3 days BEFORE G-Ve0Sa 31  
 85.19% -0.27 FALL 3 days BEFORE H-Ma60Ju 27  
 67.65% 0.82 RISE 1 days AFTER G-Mo180Ve 34  
 75.86% 0.27 RISE 1 days AFTER G-Ve180PI 29  
 67.74% 0.16 RISE 1 days AFTER G-Ma60Ur 31  
 68.97% 0.16 RISE 1 days AFTER G-Ma60Ne 29  
 73.58% 0.21 RISE 1 days AFTER H-Ea30PI 53  
 69.44% 0.35 RISE 3 days AFTER G-Me180Sa 36  
 68.75% 0.32 RISE 3 days AFTER G-Ve180Ur 32  
 72.41% 0.33 RISE 3 days AFTER H-Ea90Ma 29  
 77.42% 0.37 RISE 3 days AFTER H-Ma30Ne 31  
 67.92% -0.18 FALL 1 days AFTER G-Su60Sa 53  
 69.70% -0.21 FALL 1 days AFTER G-Ma120Ne 33  
 72.50% -0.14 FALL 1 days AFTER H-Ve180Ur 40  
 68.97% -0.20 FALL 1 days AFTER H-Ma150Ne 29  
 73.33% -0.16 FALL 1 days AFTER H-Ma150PI 30  
 69.44% -0.38 FALL 3 days AFTER G-Ma120Ne 36  
 75.00% -0.32 FALL 3 days AFTER H-Ea180Sa 28  
 69.70% -0.37 FALL 3 days AFTER H-Ma150Ne 33  
 71.88% -0.19 FALL 3 days AFTER H-Ma150PI 32

(UMG) MediaOne Group start Nov-9-1995

NONE

(UN) Unilever N.V start Jan-3-1968

67.65% 2.09 RISE 1 days BEFORE G-Mo0Me 34  
 70.27% 0.44 RISE 1 days BEFORE G-Ve90Ma 37  
 71.43% 0.34 RISE 1 days BEFORE G-Su30Ma 28  
 73.33% 0.70 RISE 1 days BEFORE G-Ma120Ju 30  
 67.65% 0.53 RISE 1 days BEFORE G-Ma150Sa 34  
 73.33% 0.27 RISE 1 days BEFORE G-Ma90Ur 30  
 74.07% 0.57 RISE 1 days BEFORE G-Ma30Ne 27  
 70.00% 0.67 RISE 1 days BEFORE G-Ma30PI 30  
 68.75% 0.41 RISE 1 days BEFORE H-Ve180Ma 32  
 76.67% 0.52 RISE 1 days BEFORE H-Ma60Ur 30  
 67.74% 0.65 RISE 1 days BEFORE H-Ma90PI 31  
 70.59% 1.04 RISE 3 days BEFORE G-Ma30Ur 34

78.79% \_ 0.95 \_ RISE \_ 3 days \_ BEFORE \_ H-Ve180Ma \_ 33  
 70.69% \_ 1.31 \_ RISE \_ 3 days \_ BEFORE \_ H-Ea150Ne \_ 58  
 81.25% \_ 0.89 \_ RISE \_ 3 days \_ BEFORE \_ H-Ma90Pi \_ 32  
 70.00% \_ 0.81 \_ RISE \_ 3 days \_ BEFORE \_ H-Ma120Pi \_ 30  
 71.43% \_ -0.35 \_ FALL \_ 1 days \_ BEFORE \_ G-Ma30Sa \_ 28  
 69.09% \_ -0.34 \_ FALL \_ 1 days \_ BEFORE \_ H-Ea60Ur \_ 55  
 68.97% \_ -0.48 \_ FALL \_ 1 days \_ BEFORE \_ H-Ma150Ne \_ 29  
 68.97% \_ -0.91 \_ FALL \_ 3 days \_ BEFORE \_ H-Ea180Ur \_ 29  
 70.59% \_ 1.30 \_ RISE \_ 1 days \_ AFTER \_ G-Mo0Me \_ 34  
 68.75% \_ 0.37 \_ RISE \_ 1 days \_ AFTER \_ G-Su90Sa \_ 48  
 69.81% \_ 0.67 \_ RISE \_ 1 days \_ AFTER \_ G-Su90Ne \_ 53  
 68.52% \_ 0.34 \_ RISE \_ 1 days \_ AFTER \_ H-Ea150Pi \_ 54  
 88.00% \_ 0.25 \_ RISE \_ 1 days \_ AFTER \_ H-Ma120Pi \_ 25  
 70.27% \_ 0.68 \_ RISE \_ 3 days \_ AFTER \_ H-Ve90Ea \_ 37  
 68.89% \_ 1.08 \_ RISE \_ 3 days \_ AFTER \_ H-Ve0Ne \_ 45  
 75.47% \_ 0.85 \_ RISE \_ 3 days \_ AFTER \_ H-Ea60Ur \_ 53  
 81.25% \_ 2.49 \_ RISE \_ 10 days \_ AFTER \_ G-Ve0Ur \_ 32  
 68.18% \_ -0.50 \_ FALL \_ 1 days \_ AFTER \_ G-Me30Pi \_ 66  
 70.59% \_ -0.32 \_ FALL \_ 1 days \_ AFTER \_ G-Ma150Pi \_ 34  
 72.92% \_ -0.43 \_ FALL \_ 1 days \_ AFTER \_ H-Ea150Sa \_ 48  
 72.41% \_ -0.69 \_ FALL \_ 3 days \_ AFTER \_ G-Me180Ju \_ 29

(UNH) United Healthcare start Oct-18-1984

67.68% \_ 0.51 \_ RISE \_ 1 days \_ BEFORE \_ H-Me60Ju \_ 99  
 68.97% \_ 0.45 \_ RISE \_ 1 days \_ BEFORE \_ H-Ve90Ma \_ 29  
 70.00% \_ 0.60 \_ RISE \_ 3 days \_ BEFORE \_ H-Me120Ve \_ 70  
 72.41% \_ 0.67 \_ RISE \_ 3 days \_ BEFORE \_ H-Ve90Ma \_ 29  
 68.18% \_ 0.55 \_ RISE \_ 3 days \_ BEFORE \_ H-Ve120Ur \_ 44  
 69.77% \_ -0.88 \_ FALL \_ 3 days \_ BEFORE \_ H-Ve120Pi \_ 43  
 73.33% \_ 0.47 \_ RISE \_ 1 days \_ AFTER \_ G-Me60Ne \_ 30  
 71.88% \_ 1.12 \_ RISE \_ 3 days \_ AFTER \_ G-Me60Ve \_ 32  
 74.07% \_ 1.01 \_ RISE \_ 3 days \_ AFTER \_ G-Me90Ju \_ 27  
 73.33% \_ 0.73 \_ RISE \_ 3 days \_ AFTER \_ G-Me90Sa \_ 30  
 74.07% \_ 0.51 \_ RISE \_ 3 days \_ AFTER \_ G-Ve150Pi \_ 27  
 74.07% \_ 0.86 \_ RISE \_ 3 days \_ AFTER \_ H-Ea120Pi \_ 27  
 71.88% \_ -1.73 \_ FALL \_ 3 days \_ AFTER \_ G-Me150Ju \_ 32  
 74.07% \_ -0.44 \_ FALL \_ 3 days \_ AFTER \_ H-Ea60Sa \_ 27

(UNM) UNUM Corp start Jan-8-1968

70.27% \_ 0.87 \_ RISE \_ 1 days \_ BEFORE \_ G-Mo0Ve \_ 37  
 69.70% \_ 0.49 \_ RISE \_ 1 days \_ BEFORE \_ G-Me60Ju \_ 33  
 70.27% \_ 1.10 \_ RISE \_ 3 days \_ BEFORE \_ H-Ve60Ne \_ 37  
 80.00% \_ 1.78 \_ RISE \_ 10 days \_ BEFORE \_ H-Ea150Ur \_ 25

71.43% \_ -0.58 \_ FALL \_ 3 days \_ BEFORE \_ G-Me30Ma \_ 35  
 71.05% \_ 0.84 \_ RISE \_ 1 days \_ AFTER \_ G-Mo0Ur \_ 38  
 72.22% \_ 0.69 \_ RISE \_ 1 days \_ AFTER \_ G-Mo180Pi \_ 36  
 69.23% \_ 0.48 \_ RISE \_ 1 days \_ AFTER \_ H-Me180Ma \_ 39  
 68.57% \_ 0.40 \_ RISE \_ 1 days \_ AFTER \_ H-Ve150Sa \_ 35  
 83.33% \_ 0.78 \_ RISE \_ 3 days \_ AFTER \_ G-Ve60Sa \_ 24  
 74.07% \_ 0.71 \_ RISE \_ 3 days \_ AFTER \_ G-Ve30Ur \_ 27  
 75.86% \_ 0.84 \_ RISE \_ 3 days \_ AFTER \_ H-Me0Ve \_ 29

(UNP) Union Pacific start July-5-1972

67.74% \_ 0.31 \_ RISE \_ 1 days \_ BEFORE \_ G-Ve30Pi \_ 62  
 68.97% \_ 0.79 \_ RISE \_ 3 days \_ BEFORE \_ G-Ma30Ju \_ 29  
 79.31% \_ 0.92 \_ RISE \_ 3 days \_ BEFORE \_ G-Ma90Sa \_ 29  
 69.44% \_ 0.62 \_ RISE \_ 3 days \_ BEFORE \_ G-Ma120Ne \_ 36  
 69.70% \_ 0.60 \_ RISE \_ 3 days \_ BEFORE \_ H-Ve180Ma \_ 33  
 68.97% \_ 0.54 \_ RISE \_ 3 days \_ BEFORE \_ H-Ea0Ur \_ 29  
 68.97% \_ 0.64 \_ RISE \_ 3 days \_ BEFORE \_ H-Ma30Pi \_ 29  
 67.57% \_ -0.36 \_ FALL \_ 1 days \_ BEFORE \_ G-Me0Ju \_ 37  
 71.43% \_ -0.29 \_ FALL \_ 1 days \_ BEFORE \_ H-Ma90Ur \_ 28  
 71.43% \_ -1.64 \_ FALL \_ 3 days \_ BEFORE \_ H-Ea150Ma \_ 28  
 74.07% \_ 0.25 \_ RISE \_ 1 days \_ AFTER \_ G-Ma60Ne \_ 27  
 70.00% \_ 0.29 \_ RISE \_ 1 days \_ AFTER \_ H-Ea60Pi \_ 50  
 79.31% \_ 0.31 \_ RISE \_ 1 days \_ AFTER \_ H-Ma30Sa \_ 29  
 70.00% \_ 0.72 \_ RISE \_ 3 days \_ AFTER \_ G-Me180Sa \_ 30  
 70.18% \_ 0.65 \_ RISE \_ 3 days \_ AFTER \_ G-Ve150Pi \_ 57  
 70.59% \_ 0.77 \_ RISE \_ 3 days \_ AFTER \_ H-Ve60Ea \_ 34  
 74.07% \_ 0.47 \_ RISE \_ 3 days \_ AFTER \_ H-Ma90Ur \_ 27  
 70.00% \_ 0.57 \_ RISE \_ 3 days \_ AFTER \_ H-Ma30Ne \_ 30  
 67.14% \_ -0.42 \_ FALL \_ 1 days \_ AFTER \_ G-Me30Pi \_ 70  
 68.75% \_ -0.37 \_ FALL \_ 1 days \_ AFTER \_ H-Me180Ea \_ 80  
 68.83% \_ -0.59 \_ FALL \_ 3 days \_ AFTER \_ G-Me30Pi \_ 77  
 69.09% \_ -0.73 \_ FALL \_ 3 days \_ AFTER \_ G-Ve30Ju \_ 55

(UPC) Union Planters Nat'l Bank start Oct-13-1995

68.97% \_ 0.32 \_ RISE \_ 1 days \_ BEFORE \_ G-Ve120Ju \_ 29  
 68.18% \_ 0.36 \_ RISE \_ 3 days \_ BEFORE \_ G-Ve150Sa \_ 44  
 68.18% \_ 0.37 \_ RISE \_ 3 days \_ BEFORE \_ G-Su90Pi \_ 44  
 74.19% \_ -0.27 \_ FALL \_ 1 days \_ BEFORE \_ G-Ve120Sa \_ 31  
 70.00% \_ -0.23 \_ FALL \_ 1 days \_ BEFORE \_ G-Su60Sa \_ 30  
 70.00% \_ -0.24 \_ FALL \_ 1 days \_ BEFORE \_ H-Ea90Ur \_ 30  
 69.23% \_ 0.25 \_ RISE \_ 1 days \_ AFTER \_ G-Me0Ve \_ 39  
 70.27% \_ 0.24 \_ RISE \_ 1 days \_ AFTER \_ G-Me60Ma \_ 37  
 75.00% \_ 0.30 \_ RISE \_ 1 days \_ AFTER \_ G-Me120Pi \_ 32

81.48% \_ 0.41 \_ RISE \_ 1 days \_ AFTER \_ G-Ve60Ju \_ 27  
 80.77% \_ 0.34 \_ RISE \_ 1 days \_ AFTER \_ G-Ve90Sa \_ 26  
 70.00% \_ 0.33 \_ RISE \_ 1 days \_ AFTER \_ G-Su60Ju \_ 30  
 85.71% \_ 0.33 \_ RISE \_ 1 days \_ AFTER \_ G-Su150PI \_ 28  
 71.74% \_ 0.34 \_ RISE \_ 1 days \_ AFTER \_ H-Ve90Ur \_ 46  
 68.29% \_ 0.63 \_ RISE \_ 3 days \_ AFTER \_ G-Me150Ur \_ 41  
 69.70% \_ 0.38 \_ RISE \_ 3 days \_ AFTER \_ G-Ve90Ju \_ 33  
 70.59% \_ 0.24 \_ RISE \_ 3 days \_ AFTER \_ G-Su30Ju \_ 34  
 69.44% \_ 0.39 \_ RISE \_ 3 days \_ AFTER \_ G-Su60Ju \_ 36  
 70.97% \_ 0.30 \_ RISE \_ 3 days \_ AFTER \_ G-Su90Ju \_ 31  
 73.68% \_ 0.51 \_ RISE \_ 3 days \_ AFTER \_ G-Su120Ju \_ 38  
 71.05% \_ 0.36 \_ RISE \_ 3 days \_ AFTER \_ G-Su120PI \_ 38  
 72.73% \_ 0.34 \_ RISE \_ 3 days \_ AFTER \_ H-Ea150Ju \_ 33  
 68.75% \_ 0.46 \_ RISE \_ 3 days \_ AFTER \_ H-Ea60Ur \_ 32  
 80.00% \_ 0.42 \_ RISE \_ 3 days \_ AFTER \_ H-Ea60PI \_ 40  
 74.19% \_ -0.24 \_ FALL \_ 1 days \_ AFTER \_ G-Me60Ve \_ 31  
 84.62% \_ -0.23 \_ FALL \_ 1 days \_ AFTER \_ G-Ve60Ne \_ 26  
 73.33% \_ -0.30 \_ FALL \_ 1 days \_ AFTER \_ G-Ve150Ne \_ 30  
 72.41% \_ -0.38 \_ FALL \_ 3 days \_ AFTER \_ G-Me0PI \_ 29  
 72.41% \_ -0.30 \_ FALL \_ 3 days \_ AFTER \_ H-Ea60Ju \_ 29  
 87.50% \_ -0.86 \_ FALL \_ 10 days \_ AFTER \_ G-Ma60Sa \_ 24

(UPR) Union Pacific start Oct-12-1995

68.57% \_ -0.36 \_ FALL \_ 1 days \_ BEFORE \_ G-Mo30Ma \_ 70  
 67.12% \_ -0.38 \_ FALL \_ 1 days \_ BEFORE \_ G-Mo30PI \_ 73  
 75.00% \_ -0.29 \_ FALL \_ 1 days \_ AFTER \_ G-Mo0Ve \_ 32  
 67.61% \_ -0.40 \_ FALL \_ 1 days \_ AFTER \_ G-Mo90Ur \_ 71  
 76.92% \_ -0.54 \_ FALL \_ 3 days \_ AFTER \_ H-Me30Ju \_ 26

(USAI) USA Network start Feb-17-1998

NONE

(USB) US Bancorp start Feb-13-1998

NONE

(UST) UST Inc. start Jan-2-1968

70.00% \_ 0.18 \_ RISE \_ 1 days \_ BEFORE \_ G-Me0Sa \_ 40  
 70.27% \_ 0.07 \_ RISE \_ 1 days \_ BEFORE \_ G-Me0PI \_ 37  
 67.31% \_ 0.15 \_ RISE \_ 1 days \_ BEFORE \_ G-Su150Ne \_ 52  
 71.88% \_ 0.13 \_ RISE \_ 1 days \_ BEFORE \_ G-Ma150Sa \_ 32  
 67.82% \_ 0.17 \_ RISE \_ 1 days \_ BEFORE \_ H-Me0Ea \_ 87  
 75.68% \_ 0.28 \_ RISE \_ 3 days \_ BEFORE \_ G-Ma150Ne \_ 37  
 68.97% \_ 0.16 \_ RISE \_ 3 days \_ BEFORE \_ H-Ea0Ur \_ 29

68.42% \_ 0.20 \_ RISE \_ 3 days \_ BEFORE \_ H-Ea60PI \_ 57  
 80.77% \_ 0.33 \_ RISE \_ 10 days \_ BEFORE \_ H-Ea0Ur \_ 26  
 69.44% \_ -0.53 \_ FALL \_ 1 days \_ BEFORE \_ G-Mo180Me \_ 36  
 71.21% \_ -0.14 \_ FALL \_ 1 days \_ BEFORE \_ G-Me90Ur \_ 66  
 67.31% \_ -0.14 \_ FALL \_ 1 days \_ BEFORE \_ G-Su90Ne \_ 52  
 70.00% \_ 0.07 \_ RISE \_ 1 days \_ AFTER \_ G-Me0Ju \_ 30  
 67.21% \_ 0.14 \_ RISE \_ 1 days \_ AFTER \_ G-Me120Sa \_ 61  
 69.44% \_ 0.18 \_ RISE \_ 1 days \_ AFTER \_ G-Me30Ne \_ 72  
 67.57% \_ 0.12 \_ RISE \_ 1 days \_ AFTER \_ G-Ve90Ma \_ 37  
 74.19% \_ 0.13 \_ RISE \_ 1 days \_ AFTER \_ G-Ve120Ma \_ 31  
 67.92% \_ 0.10 \_ RISE \_ 1 days \_ AFTER \_ G-Ve90Ne \_ 53  
 73.33% \_ 0.19 \_ RISE \_ 1 days \_ AFTER \_ G-Ma60PI \_ 30  
 71.88% \_ 0.14 \_ RISE \_ 1 days \_ AFTER \_ H-Ve150Ea \_ 32  
 74.00% \_ 0.09 \_ RISE \_ 1 days \_ AFTER \_ H-Ea30Ne \_ 50  
 69.05% \_ 0.19 \_ RISE \_ 3 days \_ AFTER \_ G-Me0Ur \_ 42  
 73.53% \_ 0.29 \_ RISE \_ 3 days \_ AFTER \_ G-Me180PI \_ 34  
 78.95% \_ 0.16 \_ RISE \_ 3 days \_ AFTER \_ G-Ve90Sa \_ 57  
 72.73% \_ 0.13 \_ RISE \_ 3 days \_ AFTER \_ G-Ma60Ju \_ 33  
 71.43% \_ 0.25 \_ RISE \_ 3 days \_ AFTER \_ G-Ma90Ju \_ 28  
 75.00% \_ 0.15 \_ RISE \_ 3 days \_ AFTER \_ G-Ma90Ne \_ 28  
 68.75% \_ 0.25 \_ RISE \_ 3 days \_ AFTER \_ G-Ma60PI \_ 32  
 68.24% \_ 0.20 \_ RISE \_ 3 days \_ AFTER \_ H-Me0Ea \_ 85  
 80.00% \_ 0.17 \_ RISE \_ 3 days \_ AFTER \_ H-Ea90Ma \_ 25  
 71.43% \_ 0.24 \_ RISE \_ 3 days \_ AFTER \_ H-Ea180Ur \_ 28  
 77.78% \_ 0.17 \_ RISE \_ 3 days \_ AFTER \_ H-Ea0Ne \_ 27  
 70.00% \_ 0.36 \_ RISE \_ 3 days \_ AFTER \_ H-Ma60Sa \_ 30  
 73.33% \_ 0.16 \_ RISE \_ 3 days \_ AFTER \_ H-Ma30Ne \_ 30  
 70.59% \_ -0.49 \_ FALL \_ 1 days \_ AFTER \_ G-Mo0Ne \_ 34  
 68.97% \_ -0.24 \_ FALL \_ 1 days \_ AFTER \_ G-Me120Ma \_ 29  
 90.91% \_ -0.07 \_ FALL \_ 1 days \_ AFTER \_ G-Ve180Ju \_ 22  
 72.41% \_ -0.22 \_ FALL \_ 1 days \_ AFTER \_ G-Ma60Sa \_ 29

(USW) US West Inc. start Nov-22-1983

72.22% \_ 0.71 \_ RISE \_ 1 days \_ BEFORE \_ G-Mo0Ve \_ 36  
 67.12% \_ 0.58 \_ RISE \_ 1 days \_ BEFORE \_ G-Mo30Su \_ 73  
 67.65% \_ 0.39 \_ RISE \_ 1 days \_ BEFORE \_ G-Me60Ma \_ 34  
 70.27% \_ 0.30 \_ RISE \_ 1 days \_ BEFORE \_ G-Me60Sa \_ 37  
 70.59% \_ 0.26 \_ RISE \_ 1 days \_ BEFORE \_ G-Me120Sa \_ 34  
 74.19% \_ 0.41 \_ RISE \_ 1 days \_ BEFORE \_ G-Ve150Sa \_ 31  
 73.33% \_ 0.33 \_ RISE \_ 1 days \_ BEFORE \_ H-Ea90Ur \_ 30  
 70.00% \_ 0.20 \_ RISE \_ 1 days \_ BEFORE \_ H-Ea60PI \_ 30  
 70.27% \_ 0.45 \_ RISE \_ 3 days \_ BEFORE \_ G-Me90PI \_ 37  
 73.33% \_ 0.52 \_ RISE \_ 3 days \_ BEFORE \_ G-Ve60Sa \_ 30

70.00% \_ 0.42 \_ RISE \_ 3 days \_ BEFORE \_ G-Ve150Ur \_ 30  
 70.97% \_ 0.62 \_ RISE \_ 3 days \_ BEFORE \_ G-Ve30PI \_ 31  
 78.57% \_ 0.57 \_ RISE \_ 3 days \_ BEFORE \_ G-Su30Sa \_ 28  
 70.00% \_ -0.29 \_ FALL \_ 1 days \_ BEFORE \_ H-Ea120PI \_ 30  
 73.33% \_ -0.43 \_ FALL \_ 3 days \_ BEFORE \_ G-Su90Ne \_ 30  
 67.65% \_ 0.20 \_ RISE \_ 1 days \_ AFTER \_ G-Me60Ma \_ 34  
 68.97% \_ 0.30 \_ RISE \_ 1 days \_ AFTER \_ G-Ve150Ne \_ 29  
 70.00% \_ 0.52 \_ RISE \_ 3 days \_ AFTER \_ G-Su30Ne \_ 30  
 68.97% \_ 0.60 \_ RISE \_ 3 days \_ AFTER \_ G-Su150PI \_ 29  
 72.92% \_ 0.70 \_ RISE \_ 3 days \_ AFTER \_ H-Ve60PI \_ 48  
 75.86% \_ 0.74 \_ RISE \_ 3 days \_ AFTER \_ H-Ea30PI \_ 29  
 82.14% \_ 0.90 \_ RISE \_ 10 days \_ AFTER \_ G-Su90Ju \_ 28  
 72.50% \_ -0.46 \_ FALL \_ 3 days \_ AFTER \_ G-Me90Ur \_ 40

(UTX) United Technologies start Jan-3-1968

67.09% \_ 1.02 \_ RISE \_ 1 days \_ BEFORE \_ G-Mo60Sa \_ 79  
 72.41% \_ 0.37 \_ RISE \_ 1 days \_ BEFORE \_ H-Ma90Ne \_ 29  
 68.75% \_ 0.56 \_ RISE \_ 3 days \_ BEFORE \_ H-Ve180Ma \_ 32  
 70.97% \_ 0.83 \_ RISE \_ 3 days \_ BEFORE \_ H-Ea180Ur \_ 31  
 74.19% \_ 0.27 \_ RISE \_ 3 days \_ BEFORE \_ H-Ma60Ne \_ 31  
 68.97% \_ 0.73 \_ RISE \_ 3 days \_ BEFORE \_ H-Ma90Ne \_ 29  
 68.97% \_ -0.52 \_ FALL \_ 1 days \_ BEFORE \_ G-Ve0Ma \_ 29  
 69.09% \_ -0.26 \_ FALL \_ 1 days \_ BEFORE \_ G-Su30Ju \_ 55  
 67.27% \_ -0.33 \_ FALL \_ 1 days \_ BEFORE \_ G-Su30PI \_ 55  
 68.75% \_ -0.29 \_ FALL \_ 1 days \_ BEFORE \_ G-Ma60Sa \_ 32  
 67.27% \_ -0.21 \_ FALL \_ 1 days \_ BEFORE \_ H-Ea30Ne \_ 55  
 82.14% \_ -0.79 \_ FALL \_ 10 days \_ BEFORE \_ H-Ma120Ju \_ 28  
 73.53% \_ 1.05 \_ RISE \_ 1 days \_ AFTER \_ G-Mo0Me \_ 34  
 69.44% \_ 1.12 \_ RISE \_ 1 days \_ AFTER \_ G-Mo180Su \_ 36  
 74.36% \_ 1.10 \_ RISE \_ 1 days \_ AFTER \_ G-Mo0Ur \_ 39  
 76.92% \_ 1.06 \_ RISE \_ 1 days \_ AFTER \_ G-Mo0Ne \_ 39  
 70.31% \_ 0.37 \_ RISE \_ 1 days \_ AFTER \_ G-Me150Ne \_ 64  
 70.27% \_ 0.30 \_ RISE \_ 1 days \_ AFTER \_ G-Ve120Ma \_ 37  
 74.07% \_ 0.21 \_ RISE \_ 1 days \_ AFTER \_ G-Su150PI \_ 54  
 77.78% \_ 0.35 \_ RISE \_ 1 days \_ AFTER \_ H-Ma60Sa \_ 27  
 79.41% \_ 0.47 \_ RISE \_ 3 days \_ AFTER \_ G-Me180Sa \_ 34  
 68.75% \_ 0.50 \_ RISE \_ 3 days \_ AFTER \_ G-Me180Ne \_ 32  
 70.97% \_ 0.57 \_ RISE \_ 3 days \_ AFTER \_ G-Ve30Ne \_ 62  
 71.93% \_ 0.43 \_ RISE \_ 3 days \_ AFTER \_ G-Su150PI \_ 57  
 72.97% \_ 0.71 \_ RISE \_ 3 days \_ AFTER \_ H-Ve150Ea \_ 37  
 70.18% \_ 0.49 \_ RISE \_ 3 days \_ AFTER \_ H-Ea120Sa \_ 57  
 70.00% \_ 0.57 \_ RISE \_ 3 days \_ AFTER \_ H-Ma60Sa \_ 30  
 70.00% \_ 0.35 \_ RISE \_ 3 days \_ AFTER \_ H-Ma30Ur \_ 30

68.97% \_ -0.17 \_ FALL \_ 1 days \_ AFTER \_ G-Ve180Ur \_ 29  
 68.29% \_ -0.19 \_ FALL \_ 1 days \_ AFTER \_ H-Ve0Ju \_ 41  
 67.31% \_ -0.21 \_ FALL \_ 1 days \_ AFTER \_ H-Ea60Ju \_ 52  
 71.43% \_ -0.51 \_ FALL \_ 3 days \_ AFTER \_ G-Me0Sa \_ 42

(VFC) VF Corp start Jan-3-1968

68.42% \_ 0.54 \_ RISE \_ 1 days \_ BEFORE \_ G-Mo0Ve \_ 38  
 70.97% \_ 0.78 \_ RISE \_ 1 days \_ BEFORE \_ G-Mo0Su \_ 31  
 70.73% \_ 0.29 \_ RISE \_ 1 days \_ BEFORE \_ G-Me0PI \_ 41  
 69.70% \_ 0.26 \_ RISE \_ 1 days \_ BEFORE \_ H-Ve90Ea \_ 33  
 69.70% \_ 0.68 \_ RISE \_ 3 days \_ BEFORE \_ G-Ma30Ur \_ 33  
 68.75% \_ 0.50 \_ RISE \_ 3 days \_ BEFORE \_ G-Ma90Ne \_ 32  
 68.42% \_ 0.43 \_ RISE \_ 3 days \_ BEFORE \_ H-Ve30Ea \_ 38  
 68.57% \_ 0.37 \_ RISE \_ 3 days \_ BEFORE \_ H-Ve90Ea \_ 35  
 70.00% \_ 0.40 \_ RISE \_ 3 days \_ BEFORE \_ H-Ve180Ma \_ 30  
 69.57% \_ 0.43 \_ RISE \_ 3 days \_ BEFORE \_ H-Ve0Ju \_ 46  
 70.97% \_ 0.32 \_ RISE \_ 3 days \_ BEFORE \_ H-Ma90PI \_ 31  
 67.65% \_ -0.20 \_ FALL \_ 1 days \_ BEFORE \_ G-Ma120Ur \_ 34  
 67.65% \_ -0.33 \_ FALL \_ 1 days \_ BEFORE \_ H-Ve60Ea \_ 34  
 73.53% \_ 0.63 \_ RISE \_ 1 days \_ AFTER \_ G-Mo0Me \_ 34  
 67.57% \_ 0.73 \_ RISE \_ 1 days \_ AFTER \_ G-Mo180Ve \_ 37  
 74.19% \_ 0.56 \_ RISE \_ 1 days \_ AFTER \_ G-Mo0Su \_ 31  
 67.11% \_ 0.56 \_ RISE \_ 1 days \_ AFTER \_ G-Mo30Ju \_ 76  
 67.35% \_ 0.31 \_ RISE \_ 1 days \_ AFTER \_ G-Ve60Ne \_ 49  
 67.80% \_ 0.42 \_ RISE \_ 1 days \_ AFTER \_ G-Ve90PI \_ 59  
 76.00% \_ 0.32 \_ RISE \_ 1 days \_ AFTER \_ G-Su30Ur \_ 51  
 75.86% \_ 0.34 \_ RISE \_ 1 days \_ AFTER \_ H-Ve0Ma \_ 29  
 68.63% \_ 0.36 \_ RISE \_ 1 days \_ AFTER \_ H-Ea90Ur \_ 51  
 84.00% \_ 0.20 \_ RISE \_ 1 days \_ AFTER \_ H-Ea180Ur \_ 25  
 74.07% \_ 0.38 \_ RISE \_ 3 days \_ AFTER \_ G-Me150Ma \_ 27  
 72.73% \_ 0.54 \_ RISE \_ 3 days \_ AFTER \_ G-Me180Sa \_ 33  
 81.25% \_ 0.41 \_ RISE \_ 3 days \_ AFTER \_ G-Me180PI \_ 32  
 75.00% \_ 0.61 \_ RISE \_ 3 days \_ AFTER \_ G-Ve0PI \_ 32  
 71.43% \_ 0.48 \_ RISE \_ 3 days \_ AFTER \_ H-Ea180Ur \_ 28  
 78.57% \_ 0.53 \_ RISE \_ 3 days \_ AFTER \_ H-Ma30Sa \_ 28  
 69.70% \_ -0.23 \_ FALL \_ 1 days \_ AFTER \_ G-Ve0Ju \_ 33  
 68.97% \_ -0.24 \_ FALL \_ 1 days \_ AFTER \_ G-Ve180Ne \_ 29  
 69.05% \_ -0.33 \_ FALL \_ 1 days \_ AFTER \_ H-Ve180Ne \_ 42  
 72.41% \_ -0.28 \_ FALL \_ 1 days \_ AFTER \_ H-Ma90PI \_ 29  
 68.18% \_ -0.40 \_ FALL \_ 3 days \_ AFTER \_ H-Ve0Ne \_ 44

(ViA) Viacom Inc start June-11-1987

71.43% \_ 0.58 \_ RISE \_ 1 days \_ BEFORE \_ G-Me30Ur \_ 28

73.53% \_ 1.29 \_ RISE \_ 3 days \_ BEFORE \_ H-Ve150Ju \_ 34  
 80.77% \_ 2.03 \_ RISE \_ 10 days \_ BEFORE \_ G-Me120Ju \_ 26  
 77.78% \_ -0.53 \_ FALL \_ 1 days \_ BEFORE \_ G-Me150Ju \_ 27  
 76.47% \_ -0.81 \_ FALL \_ 3 days \_ BEFORE \_ H-Ve120Sa \_ 34  
 75.68% \_ 0.77 \_ RISE \_ 1 days \_ AFTER \_ G-Mo180Ur \_ 37  
 70.00% \_ 0.35 \_ RISE \_ 1 days \_ AFTER \_ G-Me30Ne \_ 30  
 80.77% \_ 0.52 \_ RISE \_ 1 days \_ AFTER \_ H-Me0Ve \_ 26  
 67.74% \_ 0.63 \_ RISE \_ 1 days \_ AFTER \_ H-Ve120Ju \_ 31  
 75.00% \_ 0.61 \_ RISE \_ 1 days \_ AFTER \_ H-Ve120Sa \_ 32  
 73.53% \_ 0.82 \_ RISE \_ 1 days \_ AFTER \_ H-Ve120Ne \_ 34  
 71.43% \_ 0.90 \_ RISE \_ 3 days \_ AFTER \_ G-Ve30Su \_ 28  
 70.59% \_ 1.31 \_ RISE \_ 3 days \_ AFTER \_ H-Ve150Ju \_ 34  
 69.70% \_ 1.82 \_ RISE \_ 3 days \_ AFTER \_ H-Ve120Ne \_ 33  
 70.59% \_ -0.29 \_ FALL \_ 1 days \_ AFTER \_ H-Me180Ea \_ 34  
 71.43% \_ -0.42 \_ FALL \_ 1 days \_ AFTER \_ H-Me0Ur \_ 42  
 73.53% \_ -0.45 \_ FALL \_ 1 days \_ AFTER \_ H-Ve30Ju \_ 34  
 70.59% \_ -0.41 \_ FALL \_ 1 days \_ AFTER \_ H-Ve60Sa \_ 34  
 77.78% \_ -0.75 \_ FALL \_ 3 days \_ AFTER \_ G-Me60Ne \_ 27

(VO) Seagram Co. Ltd. start Jan-3-1968

68.18% \_ 0.19 \_ RISE \_ 1 days \_ BEFORE \_ G-Me90PI \_ 66  
 71.88% \_ 0.15 \_ RISE \_ 1 days \_ BEFORE \_ G-Ve0Ur \_ 32  
 68.97% \_ 0.13 \_ RISE \_ 1 days \_ BEFORE \_ G-Ve0Ne \_ 29  
 76.92% \_ 0.12 \_ RISE \_ 1 days \_ BEFORE \_ G-Ma90Sa \_ 26  
 67.35% \_ 0.24 \_ RISE \_ 1 days \_ BEFORE \_ H-Ea30Ju \_ 49  
 72.50% \_ 0.19 \_ RISE \_ 3 days \_ BEFORE \_ G-Me0Ju \_ 40  
 68.97% \_ 0.26 \_ RISE \_ 3 days \_ BEFORE \_ G-Ma120Ju \_ 29  
 71.79% \_ 0.23 \_ RISE \_ 3 days \_ BEFORE \_ H-Ve150Ea \_ 39  
 68.75% \_ 0.30 \_ RISE \_ 3 days \_ BEFORE \_ H-Ma90PI \_ 32  
 67.74% \_ -0.07 \_ FALL \_ 1 days \_ BEFORE \_ G-Me180Ju \_ 31  
 67.11% \_ 0.51 \_ RISE \_ 1 days \_ AFTER \_ G-Mo60Ne \_ 76  
 73.77% \_ 0.18 \_ RISE \_ 1 days \_ AFTER \_ G-Me60Ma \_ 61  
 71.70% \_ 0.23 \_ RISE \_ 1 days \_ AFTER \_ H-Ea90Sa \_ 53  
 72.55% \_ 0.23 \_ RISE \_ 1 days \_ AFTER \_ H-Ea90Ur \_ 51  
 68.33% \_ 0.26 \_ RISE \_ 3 days \_ AFTER \_ G-Ve120PI \_ 61  
 71.15% \_ 0.33 \_ RISE \_ 3 days \_ AFTER \_ G-Su30PI \_ 52  
 75.00% \_ 0.22 \_ RISE \_ 3 days \_ AFTER \_ H-Ve0PI \_ 44  
 68.42% \_ 0.38 \_ RISE \_ 3 days \_ AFTER \_ H-Ea150PI \_ 57  
 67.65% \_ -0.64 \_ FALL \_ 1 days \_ AFTER \_ G-Mo0Su \_ 34  
 68.49% \_ -0.59 \_ FALL \_ 1 days \_ AFTER \_ G-Mo120Sa \_ 73  
 70.00% \_ -0.50 \_ FALL \_ 1 days \_ AFTER \_ G-Mo180Sa \_ 40  
 68.42% \_ -0.44 \_ FALL \_ 1 days \_ AFTER \_ G-Mo180Ur \_ 38  
 70.00% \_ -0.48 \_ FALL \_ 1 days \_ AFTER \_ G-Mo180Ne \_ 40

74.19% \_ -0.08 \_ FALL \_ 1 days \_ AFTER \_ G-Me180Ju \_ 31  
 68.66% \_ -0.18 \_ FALL \_ 1 days \_ AFTER \_ G-Me90Ur \_ 67  
 67.80% \_ -0.14 \_ FALL \_ 1 days \_ AFTER \_ G-Ve60Sa \_ 59  
 72.41% \_ -0.26 \_ FALL \_ 1 days \_ AFTER \_ G-Ma120Ne \_ 29  
 73.53% \_ -0.23 \_ FALL \_ 1 days \_ AFTER \_ H-Ve90Ea \_ 34  
 67.92% \_ -0.19 \_ FALL \_ 1 days \_ AFTER \_ H-Ea150Sa \_ 53  
 68.97% \_ -0.12 \_ FALL \_ 1 days \_ AFTER \_ H-Ma120Ur \_ 29  
 70.18% \_ -0.26 \_ FALL \_ 3 days \_ AFTER \_ G-Ve30Ju \_ 57  
 70.97% \_ -0.30 \_ FALL \_ 3 days \_ AFTER \_ G-Ve0Sa \_ 31  
 71.43% \_ -0.19 \_ FALL \_ 3 days \_ AFTER \_ G-Ve180Sa \_ 28  
 74.07% \_ -0.31 \_ FALL \_ 3 days \_ AFTER \_ G-Ma90Sa \_ 27  
 68.97% \_ -0.31 \_ FALL \_ 3 days \_ AFTER \_ H-Ea0Ju \_ 29  
 68.52% \_ -0.17 \_ FALL \_ 3 days \_ AFTER \_ H-Ea30Sa \_ 54  
 70.91% \_ -0.20 \_ FALL \_ 3 days \_ AFTER \_ H-Ea30Ur \_ 55

(VRTS) VERITAS Software start Dec-10-1993

68.97% \_ 0.59 \_ RISE \_ 1 days \_ BEFORE \_ H-Me30Ea \_ 29  
 75.00% \_ 1.05 \_ RISE \_ 1 days \_ BEFORE \_ H-Me120Ea \_ 28  
 69.44% \_ 0.99 \_ RISE \_ 1 days \_ BEFORE \_ H-Me30Ne \_ 36  
 71.79% \_ 1.31 \_ RISE \_ 3 days \_ BEFORE \_ H-Me150Sa \_ 39  
 71.88% \_ -0.86 \_ FALL \_ 3 days \_ BEFORE \_ H-Me90Ea \_ 32  
 70.27% \_ 0.98 \_ RISE \_ 1 days \_ AFTER \_ G-Mo0Ma \_ 37  
 71.05% \_ 1.23 \_ RISE \_ 1 days \_ AFTER \_ G-Mo0Ju \_ 38  
 71.43% \_ 1.21 \_ RISE \_ 1 days \_ AFTER \_ H-Me30Ur \_ 35  
 73.33% \_ 1.13 \_ RISE \_ 3 days \_ AFTER \_ H-Me150Ea \_ 30  
 69.23% \_ 1.01 \_ RISE \_ 3 days \_ AFTER \_ H-Me120Ur \_ 39  
 71.43% \_ -0.75 \_ FALL \_ 1 days \_ AFTER \_ H-Me60Ur \_ 35

(VTSS) Vitesse Semiconductor start Dec-12-1991

68.00% \_ 0.95 \_ RISE \_ 3 days \_ BEFORE \_ H-Me150PI \_ 50  
 67.39% \_ -0.68 \_ FALL \_ 1 days \_ BEFORE \_ H-Me150Ju \_ 46  
 68.00% \_ -0.65 \_ FALL \_ 3 days \_ BEFORE \_ H-Me30Ma \_ 50  
 67.57% \_ 1.27 \_ RISE \_ 1 days \_ AFTER \_ G-Mo180Ve \_ 37  
 84.00% \_ 1.16 \_ RISE \_ 3 days \_ AFTER \_ H-Me180PI \_ 25

(W) Westvaco Corp. start Jan-3-1968

69.23% \_ 0.43 \_ RISE \_ 1 days \_ BEFORE \_ G-Mo180Ma \_ 39  
 69.70% \_ 0.15 \_ RISE \_ 1 days \_ BEFORE \_ G-Me180Sa \_ 33  
 74.19% \_ 0.27 \_ RISE \_ 3 days \_ BEFORE \_ G-Ve180PI \_ 31  
 72.41% \_ 0.25 \_ RISE \_ 3 days \_ BEFORE \_ G-Ma30Ju \_ 29  
 69.70% \_ 0.32 \_ RISE \_ 3 days \_ BEFORE \_ G-Ma90PI \_ 33  
 70.00% \_ 0.33 \_ RISE \_ 3 days \_ BEFORE \_ H-Ma60PI \_ 30  
 70.97% \_ -0.33 \_ FALL \_ 3 days \_ BEFORE \_ G-Ve0Sa \_ 31



73.33% -0.37 FALL 3 days BEFORE H-Ea0Ne 30  
 68.57% 0.41 RISE 1 days AFTER G-Mo0Ju 35  
 68.66% 0.45 RISE 1 days AFTER G-Mo60Sa 67  
 69.44% 0.20 RISE 1 days AFTER G-Ve120Ma 36  
 67.24% 0.18 RISE 1 days AFTER G-Ve90Ne 58  
 70.00% 0.15 RISE 1 days AFTER H-Ma60Ne 30  
 69.23% 0.28 RISE 3 days AFTER G-Me0Ne 39  
 68.97% 0.34 RISE 3 days AFTER G-Ve0Ma 29  
 69.70% -0.37 FALL 1 days AFTER G-Mo0Ma 33  
 70.00% -0.36 FALL 1 days AFTER G-Mo180Ne 30  
 68.52% -0.15 FALL 1 days AFTER G-Su150Ur 54  
 78.12% -0.17 FALL 1 days AFTER G-Ma150PI 32  
 70.00% -0.23 FALL 3 days AFTER G-Ve0Ne 30  
 77.42% -0.38 FALL 3 days AFTER G-Ma30Sa 31  
 70.00% -0.33 FALL 3 days AFTER H-Ea0Ne 30

(WAG) Walgreen start Jan-3-1968

68.57% 0.12 RISE 1 days BEFORE G-Me0Ur 35  
 72.41% 0.06 RISE 1 days BEFORE H-Ea180Ur 29  
 68.97% 0.20 RISE 1 days BEFORE H-Ma120Sa 29  
 68.09% 0.23 RISE 3 days BEFORE G-Me90Ma 47  
 76.67% 0.20 RISE 3 days BEFORE G-Ma90Ju 30  
 68.75% 0.15 RISE 3 days BEFORE G-Ma150PI 32  
 67.24% -0.17 FALL 1 days BEFORE G-Ve150Ju 58  
 72.41% -0.21 FALL 1 days BEFORE H-Ea150Ma 29  
 77.78% -0.35 FALL 3 days BEFORE H-Ea150Ma 27  
 69.44% 0.67 RISE 1 days AFTER G-Mo60Ve 72  
 69.23% 0.72 RISE 1 days AFTER G-Mo60Sa 78  
 71.05% 0.64 RISE 1 days AFTER G-Mo0Ur 38  
 69.44% 0.59 RISE 1 days AFTER G-Mo0Ne 36  
 74.55% 0.14 RISE 1 days AFTER G-Me120PI 55  
 74.36% 0.15 RISE 1 days AFTER G-Ve90Ma 39  
 71.05% 0.14 RISE 1 days AFTER H-Ve0PI 38  
 70.97% 0.32 RISE 3 days AFTER G-Me180Ne 31  
 69.64% -0.09 FALL 1 days AFTER G-Ve30Ne 56  
 69.57% -0.19 FALL 3 days AFTER H-Ve0Ur 46

(WB) Wachovia Corp. start Jan-10-1978

70.00% 1.11 RISE 1 days BEFORE G-Mo180Ma 40  
 68.09% 0.23 RISE 1 days BEFORE G-Me30PI 47  
 67.57% 0.24 RISE 1 days BEFORE G-Ve150Ur 37  
 67.74% 0.26 RISE 1 days BEFORE H-Ve0Ju 31  
 69.70% 0.41 RISE 1 days BEFORE H-Ea30Ju 33

68.09% 0.62 RISE 3 days BEFORE G-Me60Ma 47  
 68.42% 0.64 RISE 3 days BEFORE G-Su30PI 38  
 69.23% 0.59 RISE 3 days BEFORE H-Me0Ve 52  
 70.77% 0.53 RISE 3 days BEFORE H-Ve60Ne 65  
 70.00% 0.47 RISE 3 days BEFORE H-Ea60PI 40  
 78.05% 0.31 RISE 1 days AFTER G-Me60Ma 41  
 70.83% 0.32 RISE 1 days AFTER G-Me30Sa 48  
 70.00% 0.30 RISE 1 days AFTER G-Su60Ju 30  
 71.43% 0.20 RISE 1 days AFTER G-Su30Ur 35  
 72.41% 0.36 RISE 1 days AFTER H-Ea90Ju 29  
 69.44% 0.28 RISE 1 days AFTER H-Ea60Sa 36  
 69.44% 0.23 RISE 1 days AFTER H-Ea90Sa 36  
 75.00% 0.39 RISE 1 days AFTER H-Ea120PI 36  
 68.09% 0.51 RISE 3 days AFTER G-Me60Ma 47  
 73.68% 0.54 RISE 3 days AFTER G-Ve120Sa 38  
 69.44% 0.31 RISE 3 days AFTER G-Su90Ju 36  
 72.50% 0.67 RISE 3 days AFTER H-Ea90PI 40  
 72.50% 0.61 RISE 3 days AFTER H-Ea120PI 40  
 69.64% -0.16 FALL 1 days AFTER H-Ve60Ju 56  
 68.57% -0.28 FALL 1 days AFTER H-Ea120Ju 35

(WCOM) MCI WorldCom Inc. start Jan-02-1987

70.97% 1.06 RISE 1 days BEFORE G-Mo0Su 31  
 71.88% 0.40 RISE 1 days BEFORE G-Me30Ne 32  
 70.27% 0.26 RISE 1 days BEFORE H-Ve60PI 37  
 71.43% 0.89 RISE 3 days BEFORE G-Me90PI 28  
 68.57% 0.65 RISE 3 days BEFORE H-Ve60Ju 35  
 69.44% -0.26 FALL 1 days BEFORE H-Ve120Ne 36  
 69.44% 0.83 RISE 1 days AFTER G-Mo150Me 72  
 70.00% 0.51 RISE 1 days AFTER G-Mo180Ju 40  
 69.39% 0.25 RISE 1 days AFTER H-Me180Sa 49  
 72.73% 0.36 RISE 1 days AFTER H-Ve120Sa 33  
 77.78% 0.66 RISE 3 days AFTER G-Me60Ve 27  
 76.92% 0.30 RISE 3 days AFTER G-Me120Ur 26  
 74.07% 0.47 RISE 3 days AFTER G-Ve30Su 27  
 68.18% 0.40 RISE 3 days AFTER H-Me180Ju 44  
 71.74% 0.63 RISE 3 days AFTER H-Me180Sa 46  
 79.41% 0.41 RISE 3 days AFTER H-Ve120Ju 34  
 73.68% 0.63 RISE 3 days AFTER H-Ve90Sa 38  
 81.08% 1.07 RISE 10 days AFTER H-Ve90Sa 37  
 70.27% -0.22 FALL 1 days AFTER H-Ve60Ne 37

## (WEN) Wendy's Int'l. start June-10-1976

68.29% \_ 0.34 \_ RISE \_ 3 days \_ BEFORE \_ G-Ve120PI \_ 41  
 69.57% \_ 0.37 \_ RISE \_ 3 days \_ BEFORE \_ H-Ve30Ma \_ 46  
 69.23% \_ -0.30 \_ FALL \_ 1 days \_ BEFORE \_ G-Ve30PI \_ 39  
 71.79% \_ -0.19 \_ FALL \_ 1 days \_ BEFORE \_ G-Su30Ur \_ 39  
 68.75% \_ -0.16 \_ FALL \_ 1 days \_ BEFORE \_ H-Ea60Ju \_ 32  
 71.43% \_ -0.16 \_ FALL \_ 1 days \_ BEFORE \_ H-Ea30Ne \_ 35  
 75.00% \_ -0.28 \_ FALL \_ 3 days \_ BEFORE \_ G-Ve150PI \_ 40  
 69.70% \_ -0.26 \_ FALL \_ 3 days \_ BEFORE \_ H-Ve180Ne \_ 33  
 69.23% \_ 0.20 \_ RISE \_ 1 days \_ AFTER \_ G-Ve90PI \_ 39  
 84.62% \_ 0.26 \_ RISE \_ 1 days \_ AFTER \_ G-Su120Sa \_ 26  
 73.53% \_ 0.28 \_ RISE \_ 1 days \_ AFTER \_ H-Ea90Ne \_ 34  
 91.30% \_ 0.46 \_ RISE \_ 3 days \_ AFTER \_ G-Ve90Ma \_ 23  
 85.71% \_ 0.38 \_ RISE \_ 3 days \_ AFTER \_ H-Ve180PI \_ 28  
 85.19% \_ 0.79 \_ RISE \_ 10 days \_ AFTER \_ G-Ve90Ma \_ 27  
 75.00% \_ -0.19 \_ FALL \_ 1 days \_ AFTER \_ G-Me30PI \_ 48  
 67.65% \_ -0.18 \_ FALL \_ 1 days \_ AFTER \_ G-Ve90Ne \_ 34  
 75.00% \_ -0.17 \_ FALL \_ 1 days \_ AFTER \_ G-Su60Sa \_ 32  
 71.88% \_ -0.17 \_ FALL \_ 1 days \_ AFTER \_ H-Ea150Ju \_ 32  
 69.23% \_ -0.27 \_ FALL \_ 3 days \_ AFTER \_ G-Me30Ne \_ 52  
 76.47% \_ -0.38 \_ FALL \_ 3 days \_ AFTER \_ G-Su120Ju \_ 34

## (WFC) Wells Fargo start Feb-10-1970

69.70% \_ 0.09 \_ RISE \_ 1 days \_ BEFORE \_ G-Me0Ur \_ 33  
 71.43% \_ 0.18 \_ RISE \_ 3 days \_ BEFORE \_ G-Ve180PI \_ 28  
 70.00% \_ 0.18 \_ RISE \_ 3 days \_ BEFORE \_ G-Ma30PI \_ 30  
 70.91% \_ 0.16 \_ RISE \_ 3 days \_ BEFORE \_ H-Ea60Ne \_ 55  
 82.14% \_ 0.12 \_ RISE \_ 3 days \_ BEFORE \_ H-Ma60Ne \_ 28  
 80.00% \_ 0.31 \_ RISE \_ 10 days \_ BEFORE \_ G-Ma30Ne \_ 30  
 68.42% \_ -0.06 \_ FALL \_ 1 days \_ BEFORE \_ G-Me150Sa \_ 57  
 72.41% \_ -0.06 \_ FALL \_ 1 days \_ BEFORE \_ H-Ve180Ma \_ 29  
 76.92% \_ -0.12 \_ FALL \_ 1 days \_ BEFORE \_ H-Ea150Ma \_ 26  
 74.36% \_ 0.49 \_ RISE \_ 1 days \_ AFTER \_ G-Mo180Ve \_ 39  
 67.74% \_ 0.11 \_ RISE \_ 1 days \_ AFTER \_ G-Ve120Ma \_ 31  
 74.07% \_ 0.05 \_ RISE \_ 1 days \_ AFTER \_ G-Ve0Ur \_ 27  
 80.65% \_ 0.22 \_ RISE \_ 3 days \_ AFTER \_ G-Me180Sa \_ 31  
 75.86% \_ 0.18 \_ RISE \_ 3 days \_ AFTER \_ G-Me180PI \_ 29  
 75.00% \_ 0.09 \_ RISE \_ 3 days \_ AFTER \_ G-Ve180Sa \_ 28  
 84.62% \_ 0.17 \_ RISE \_ 3 days \_ AFTER \_ G-Ma30Ju \_ 26  
 68.97% \_ 0.23 \_ RISE \_ 3 days \_ AFTER \_ G-Ma60Ur \_ 29  
 68.52% \_ 0.18 \_ RISE \_ 3 days \_ AFTER \_ H-Ea30PI \_ 54  
 73.33% \_ 0.27 \_ RISE \_ 3 days \_ AFTER \_ H-Ma30Ne \_ 30  
 70.59% \_ -0.10 \_ FALL \_ 1 days \_ AFTER \_ G-Me30PI \_ 68

## (WHR) Whirlpool start July-29-1994

68.97% \_ -0.47 \_ FALL \_ 1 days \_ BEFORE \_ H-Me60Sa \_ 29  
 70.59% \_ 0.58 \_ RISE \_ 1 days \_ AFTER \_ G-Mo180Ve \_ 34  
 71.88% \_ 1.10 \_ RISE \_ 3 days \_ AFTER \_ H-Me150Ma \_ 32  
 69.01% \_ -0.50 \_ FALL \_ 1 days \_ AFTER \_ G-Mo90Me \_ 71  
 69.44% \_ -0.55 \_ FALL \_ 1 days \_ AFTER \_ G-Mo90Su \_ 72  
 68.75% \_ -0.67 \_ FALL \_ 1 days \_ AFTER \_ H-Me90Ju \_ 32  
 68.97% \_ -0.55 \_ FALL \_ 1 days \_ AFTER \_ H-Me60Sa \_ 29  
 72.73% \_ -0.51 \_ FALL \_ 1 days \_ AFTER \_ H-Me30PI \_ 33

## (WIN) Winn-Dixie Stores start Jan-3-1968

67.74% \_ 0.49 \_ RISE \_ 1 days \_ BEFORE \_ G-Mo0Ve \_ 31  
 76.32% \_ 0.51 \_ RISE \_ 1 days \_ BEFORE \_ G-Mo180Ma \_ 38  
 70.27% \_ 0.41 \_ RISE \_ 1 days \_ BEFORE \_ G-Mo0Ju \_ 37  
 67.65% \_ 0.15 \_ RISE \_ 1 days \_ BEFORE \_ G-Me180Sa \_ 34  
 71.88% \_ 0.12 \_ RISE \_ 1 days \_ BEFORE \_ G-Me180PI \_ 32  
 67.86% \_ 0.15 \_ RISE \_ 1 days \_ BEFORE \_ G-Ve60Ne \_ 56  
 68.97% \_ 0.32 \_ RISE \_ 3 days \_ BEFORE \_ G-Ve0Ne \_ 29  
 72.41% \_ 0.25 \_ RISE \_ 3 days \_ BEFORE \_ H-Ea0Ne \_ 29  
 68.57% \_ -0.19 \_ FALL \_ 1 days \_ BEFORE \_ G-Ve60Ma \_ 35  
 72.00% \_ -0.13 \_ FALL \_ 1 days \_ BEFORE \_ H-Ea120Ne \_ 50  
 76.92% \_ -0.11 \_ FALL \_ 1 days \_ BEFORE \_ H-Ma60Sa \_ 26  
 70.83% \_ 0.54 \_ RISE \_ 1 days \_ AFTER \_ G-Mo60Sa \_ 72  
 69.62% \_ 0.55 \_ RISE \_ 1 days \_ AFTER \_ G-Mo30Ur \_ 79  
 73.68% \_ 0.56 \_ RISE \_ 1 days \_ AFTER \_ G-Mo0Ur \_ 38  
 68.83% \_ 0.54 \_ RISE \_ 1 days \_ AFTER \_ G-Mo60PI \_ 77  
 68.75% \_ 0.22 \_ RISE \_ 1 days \_ AFTER \_ G-Me180PI \_ 32  
 68.97% \_ 0.20 \_ RISE \_ 1 days \_ AFTER \_ H-Ma60Ne \_ 29  
 73.53% \_ 0.31 \_ RISE \_ 3 days \_ AFTER \_ G-Me180PI \_ 34  
 79.31% \_ 0.29 \_ RISE \_ 3 days \_ AFTER \_ G-Ve0Ne \_ 29  
 70.00% \_ 0.33 \_ RISE \_ 3 days \_ AFTER \_ G-Ve180Ne \_ 30  
 75.00% \_ 0.29 \_ RISE \_ 3 days \_ AFTER \_ G-Ve0PI \_ 32  
 68.33% \_ 0.23 \_ RISE \_ 3 days \_ AFTER \_ G-Ve60PI \_ 60  
 69.70% \_ 0.19 \_ RISE \_ 3 days \_ AFTER \_ H-Ve60Ea \_ 33  
 68.33% \_ 0.22 \_ RISE \_ 3 days \_ AFTER \_ H-Ea150Ur \_ 61  
 68.97% \_ -0.16 \_ FALL \_ 1 days \_ AFTER \_ H-Ea180Sa \_ 29  
 81.48% \_ -0.21 \_ FALL \_ 1 days \_ AFTER \_ H-Ma150Ne \_ 27  
 71.43% \_ -0.22 \_ FALL \_ 3 days \_ AFTER \_ G-Ma90Ur \_ 28

## (WLA) Warner Lambert Co. start Jan-3-1968

76.32% \_ 0.63 \_ RISE \_ 1 days \_ BEFORE \_ G-Mo180Me \_ 38  
 71.01% \_ 0.13 \_ RISE \_ 1 days \_ BEFORE \_ G-Me150PI \_ 69

68.75% \_ 0.19 \_ RISE \_ 3 days \_ BEFORE \_ G-Ma30Ur \_ 32  
 69.70% \_ 0.16 \_ RISE \_ 3 days \_ BEFORE \_ H-Ve0Ma \_ 33  
 81.82% \_ 0.26 \_ RISE \_ 3 days \_ BEFORE \_ H-Ve180Ma \_ 33  
 70.00% \_ 0.64 \_ RISE \_ 3 days \_ BEFORE \_ H-Ma120PI \_ 30  
 68.75% \_ -0.34 \_ FALL \_ 3 days \_ BEFORE \_ G-Ve0Ur \_ 32  
 70.00% \_ -0.16 \_ FALL \_ 3 days \_ BEFORE \_ H-Ea0PI \_ 30  
 75.86% \_ 0.31 \_ RISE \_ 3 days \_ AFTER \_ G-Ve0Ma \_ 29  
 68.97% \_ 0.37 \_ RISE \_ 3 days \_ AFTER \_ H-Ma120Ur \_ 29  
 68.63% \_ -0.12 \_ FALL \_ 1 days \_ AFTER \_ G-Su150Ju \_ 51  
 73.53% \_ -0.13 \_ FALL \_ 1 days \_ AFTER \_ G-Ma150PI \_ 34  
 72.73% \_ -0.16 \_ FALL \_ 1 days \_ AFTER \_ H-Ve90Ea \_ 33  
 72.41% \_ -0.13 \_ FALL \_ 1 days \_ AFTER \_ H-Ea180Sa \_ 29  
 74.36% \_ -0.22 \_ FALL \_ 3 days \_ AFTER \_ G-Me0Ur \_ 39  
 72.73% \_ -0.28 \_ FALL \_ 3 days \_ AFTER \_ G-Ma120Ne \_ 33  
 70.00% \_ -0.19 \_ FALL \_ 3 days \_ AFTER \_ H-Ea180Sa \_ 30  
 70.97% \_ -0.30 \_ FALL \_ 3 days \_ AFTER \_ H-Ma150Ne \_ 31

(WLL) Willamette Industries start Jan-2-1997

NONE

(WMB) Williams start Jan-3-1968

68.57% \_ 0.14 \_ RISE \_ 1 days \_ BEFORE \_ G-Me0PI \_ 35  
 68.57% \_ 0.15 \_ RISE \_ 1 days \_ BEFORE \_ G-Ve120Ma \_ 35  
 68.42% \_ 0.20 \_ RISE \_ 1 days \_ BEFORE \_ G-Su60PI \_ 57  
 68.97% \_ 0.21 \_ RISE \_ 1 days \_ BEFORE \_ H-Ma60Sa \_ 29  
 68.75% \_ 0.28 \_ RISE \_ 3 days \_ BEFORE \_ H-Ma90Ne \_ 32  
 67.74% \_ -0.18 \_ FALL \_ 1 days \_ BEFORE \_ H-Ma30Sa \_ 31  
 70.00% \_ -0.18 \_ FALL \_ 1 days \_ BEFORE \_ H-Ma90Ur \_ 30  
 70.97% \_ -0.17 \_ FALL \_ 3 days \_ BEFORE \_ G-Ma30Ju \_ 31  
 71.43% \_ -0.35 \_ FALL \_ 3 days \_ BEFORE \_ G-Ma150Ur \_ 35  
 68.57% \_ 0.25 \_ RISE \_ 1 days \_ AFTER \_ G-Me0PI \_ 35  
 74.19% \_ 0.14 \_ RISE \_ 1 days \_ AFTER \_ G-Me180PI \_ 31  
 72.41% \_ 0.23 \_ RISE \_ 1 days \_ AFTER \_ H-Ea180Ne \_ 29  
 68.75% \_ 0.55 \_ RISE \_ 3 days \_ AFTER \_ G-Ma60PI \_ 32  
 82.76% \_ 0.44 \_ RISE \_ 3 days \_ AFTER \_ H-Ea180Ne \_ 29  
 68.35% \_ -0.20 \_ FALL \_ 1 days \_ AFTER \_ G-Me30Ju \_ 79  
 67.61% \_ -0.17 \_ FALL \_ 1 days \_ AFTER \_ G-Me30PI \_ 71  
 69.09% \_ -0.16 \_ FALL \_ 1 days \_ AFTER \_ G-Ve60Sa \_ 55  
 68.52% \_ -0.19 \_ FALL \_ 1 days \_ AFTER \_ G-Ve90Sa \_ 54  
 68.97% \_ -0.20 \_ FALL \_ 1 days \_ AFTER \_ G-Ma60Sa \_ 29  
 86.67% \_ -0.20 \_ FALL \_ 1 days \_ AFTER \_ G-Ma150PI \_ 30  
 73.53% \_ -0.16 \_ FALL \_ 1 days \_ AFTER \_ H-Ve120Ea \_ 34  
 67.31% \_ -0.18 \_ FALL \_ 1 days \_ AFTER \_ H-Ea150Sa \_ 52

68.75% \_ -0.17 \_ FALL \_ 1 days \_ AFTER \_ H-Ma120PI \_ 32  
 71.05% \_ -0.36 \_ FALL \_ 3 days \_ AFTER \_ H-Ve150Ea \_ 38  
 70.00% \_ -0.35 \_ FALL \_ 3 days \_ AFTER \_ H-Ea180PI \_ 30

(WMI) Waste Management Inc. start July-20-1998

NONE

(WMT) WalMart Stores start April-17-1972

67.80% \_ 0.34 \_ RISE \_ 1 days \_ BEFORE \_ G-Me30Ne \_ 59  
 68.29% \_ 0.19 \_ RISE \_ 1 days \_ BEFORE \_ G-Su60Ju \_ 41  
 70.21% \_ 0.22 \_ RISE \_ 3 days \_ BEFORE \_ G-Ve120PI \_ 47  
 70.00% \_ 0.53 \_ RISE \_ 3 days \_ BEFORE \_ H-Ea60Ju \_ 40  
 84.00% \_ 0.78 \_ RISE \_ 10 days \_ BEFORE \_ G-Ma30Sa \_ 25  
 70.21% \_ -0.22 \_ FALL \_ 1 days \_ BEFORE \_ G-Me90Ju \_ 47  
 68.97% \_ -0.26 \_ FALL \_ 3 days \_ BEFORE \_ H-Ve60Ea \_ 29  
 72.22% \_ 0.98 \_ RISE \_ 1 days \_ AFTER \_ G-Mo180Su \_ 36  
 69.23% \_ 0.56 \_ RISE \_ 1 days \_ AFTER \_ G-Mo0Sa \_ 39  
 74.36% \_ 0.19 \_ RISE \_ 1 days \_ AFTER \_ G-Ve150Sa \_ 39  
 68.29% \_ 0.18 \_ RISE \_ 1 days \_ AFTER \_ G-Su60Ju \_ 41  
 67.50% \_ 0.18 \_ RISE \_ 1 days \_ AFTER \_ G-Su150PI \_ 40  
 67.06% \_ 0.24 \_ RISE \_ 1 days \_ AFTER \_ H-Me180Ju \_ 85  
 67.65% \_ 0.15 \_ RISE \_ 1 days \_ AFTER \_ H-Ve0Ju \_ 34  
 67.65% \_ 0.30 \_ RISE \_ 1 days \_ AFTER \_ H-Ve180Ju \_ 34  
 74.29% \_ 0.27 \_ RISE \_ 1 days \_ AFTER \_ H-Ve0Ne \_ 35  
 72.97% \_ 0.19 \_ RISE \_ 1 days \_ AFTER \_ H-Ea120Ju \_ 37  
 88.00% \_ 0.35 \_ RISE \_ 3 days \_ AFTER \_ G-Me180Sa \_ 25  
 78.26% \_ 0.25 \_ RISE \_ 3 days \_ AFTER \_ G-Ve90Ne \_ 46  
 78.57% \_ 0.26 \_ RISE \_ 3 days \_ AFTER \_ G-Su60Ju \_ 42  
 70.51% \_ 0.31 \_ RISE \_ 3 days \_ AFTER \_ H-Ve60PI \_ 78  
 71.74% \_ 0.25 \_ RISE \_ 3 days \_ AFTER \_ H-Ea120PI \_ 46  
 69.23% \_ -0.32 \_ FALL \_ 1 days \_ AFTER \_ H-Ea30Ju \_ 39

(WTHG) Worthington Industries start Jan-7-1972

74.19% \_ 0.15 \_ RISE \_ 1 days \_ BEFORE \_ H-Ve180Ju \_ 31  
 74.07% \_ 0.15 \_ RISE \_ 3 days \_ BEFORE \_ G-Me180Sa \_ 27  
 78.57% \_ 0.22 \_ RISE \_ 3 days \_ BEFORE \_ G-Ve0Ju \_ 28  
 69.23% \_ 0.17 \_ RISE \_ 3 days \_ BEFORE \_ H-Ve0Ju \_ 39  
 70.59% \_ 0.20 \_ RISE \_ 3 days \_ BEFORE \_ H-Ve180Ju \_ 34  
 72.22% \_ -0.30 \_ FALL \_ 1 days \_ BEFORE \_ G-Mo0Ju \_ 36  
 69.05% \_ -0.20 \_ FALL \_ 1 days \_ BEFORE \_ G-Ve150Ne \_ 42  
 68.97% \_ -0.22 \_ FALL \_ 3 days \_ BEFORE \_ G-Ma150PI \_ 29  
 70.83% \_ 0.16 \_ RISE \_ 1 days \_ AFTER \_ G-Me60Ve \_ 48  
 69.77% \_ 0.13 \_ RISE \_ 1 days \_ AFTER \_ G-Su90Sa \_ 43

67.95% \_ 0.18 \_ RISE \_ 1 days \_ AFTER \_ H-Me0PI \_ 78  
 83.33% \_ 0.14 \_ RISE \_ 1 days \_ AFTER \_ H-Ea150Ju \_ 36  
 69.77% \_ 0.11 \_ RISE \_ 1 days \_ AFTER \_ H-Ea90PI \_ 43  
 71.88% \_ 0.21 \_ RISE \_ 3 days \_ AFTER \_ G-Me0Ne \_ 32  
 72.09% \_ 0.24 \_ RISE \_ 3 days \_ AFTER \_ G-Su60Ju \_ 43  
 70.73% \_ 0.21 \_ RISE \_ 3 days \_ AFTER \_ G-Su30Sa \_ 41  
 68.18% \_ 0.18 \_ RISE \_ 3 days \_ AFTER \_ G-Su90Sa \_ 44  
 80.00% \_ 0.25 \_ RISE \_ 3 days \_ AFTER \_ G-Ma30Ur \_ 25  
 68.18% \_ 0.24 \_ RISE \_ 3 days \_ AFTER \_ H-Ea90PI \_ 44  
 68.75% \_ 0.29 \_ RISE \_ 3 days \_ AFTER \_ H-Ea120PI \_ 48  
 69.57% \_ -0.15 \_ FALL \_ 1 days \_ AFTER \_ G-Me120Ju \_ 46  
 67.57% \_ -0.16 \_ FALL \_ 1 days \_ AFTER \_ G-Su60Sa \_ 37  
 71.43% \_ -0.15 \_ FALL \_ 1 days \_ AFTER \_ G-Su120PI \_ 35  
 67.12% \_ -0.16 \_ FALL \_ 1 days \_ AFTER \_ H-Me0Ma \_ 73  
 71.05% \_ -0.14 \_ FALL \_ 1 days \_ AFTER \_ H-Ve90Ma \_ 38  
 70.00% \_ -0.12 \_ FALL \_ 1 days \_ AFTER \_ H-Ve0PI \_ 30  
 76.47% \_ -0.13 \_ FALL \_ 1 days \_ AFTER \_ H-Ea90Ur \_ 34  
 88.46% \_ -0.25 \_ FALL \_ 3 days \_ AFTER \_ G-Ma150Ur \_ 26  
 69.57% \_ -0.22 \_ FALL \_ 3 days \_ AFTER \_ H-Ve90Ma \_ 46

## (WVY) Wrigley, William Jr. start Jan-3-1968

72.22% \_ 0.81 \_ RISE \_ 1 days \_ BEFORE \_ G-Mo0Ve \_ 36  
 68.97% \_ 0.23 \_ RISE \_ 1 days \_ BEFORE \_ G-Ve180Ur \_ 29  
 67.74% \_ 0.23 \_ RISE \_ 1 days \_ BEFORE \_ H-Ma90PI \_ 31  
 68.57% \_ 0.22 \_ RISE \_ 3 days \_ BEFORE \_ G-Me180PI \_ 35  
 69.23% \_ 0.42 \_ RISE \_ 3 days \_ BEFORE \_ G-Ve60Ma \_ 39  
 69.64% \_ 0.27 \_ RISE \_ 3 days \_ BEFORE \_ G-Su120Sa \_ 56  
 71.88% \_ 0.42 \_ RISE \_ 3 days \_ BEFORE \_ G-Ma30Ne \_ 32  
 71.88% \_ 0.32 \_ RISE \_ 3 days \_ BEFORE \_ G-Ma30PI \_ 32  
 80.00% \_ 0.30 \_ RISE \_ 3 days \_ BEFORE \_ H-Ma90Ne \_ 30  
 68.75% \_ -0.10 \_ FALL \_ 3 days \_ BEFORE \_ G-Ma60Sa \_ 32  
 70.00% \_ -0.17 \_ FALL \_ 3 days \_ BEFORE \_ H-Ea180Ne \_ 30  
 69.44% \_ 0.21 \_ RISE \_ 1 days \_ AFTER \_ G-Me120Ma \_ 36  
 71.43% \_ 0.18 \_ RISE \_ 1 days \_ AFTER \_ G-Ve0PI \_ 28  
 95.24% \_ 0.33 \_ RISE \_ 1 days \_ AFTER \_ G-Su30Ma \_ 21  
 68.00% \_ 0.14 \_ RISE \_ 1 days \_ AFTER \_ G-Su30Sa \_ 50  
 70.97% \_ 0.27 \_ RISE \_ 3 days \_ AFTER \_ G-Ma90Ju \_ 31  
 68.97% \_ 0.39 \_ RISE \_ 3 days \_ AFTER \_ G-Ma60Ne \_ 29  
 68.97% \_ 0.59 \_ RISE \_ 3 days \_ AFTER \_ H-Ve180Ma \_ 29  
 71.43% \_ 0.11 \_ RISE \_ 3 days \_ AFTER \_ H-Ea0PI \_ 28  
 69.70% \_ -0.19 \_ FALL \_ 1 days \_ AFTER \_ H-Ma150PI \_ 33  
 75.86% \_ -0.15 \_ FALL \_ 3 days \_ AFTER \_ G-Ve180Ne \_ 29  
 72.73% \_ -0.23 \_ FALL \_ 3 days \_ AFTER \_ G-Ma150Sa \_ 33

68.97% \_ -0.22 \_ FALL \_ 3 days \_ AFTER \_ H-Ea180Ur \_ 29  
 68.75% \_ -0.30 \_ FALL \_ 3 days \_ AFTER \_ H-Ma150PI \_ 32

## (WY) Weyerhaeuser start Jan-3-1968

67.12% \_ 0.75 \_ RISE \_ 1 days \_ BEFORE \_ G-Mo60Ma \_ 73  
 67.74% \_ 0.33 \_ RISE \_ 1 days \_ BEFORE \_ G-Ve0PI \_ 31  
 70.00% \_ 0.39 \_ RISE \_ 1 days \_ BEFORE \_ G-Ma30Ne \_ 30  
 68.75% \_ 0.80 \_ RISE \_ 3 days \_ BEFORE \_ H-Ve180Ma \_ 32  
 68.42% \_ -0.66 \_ FALL \_ 1 days \_ BEFORE \_ G-Mo0Ma \_ 38  
 69.70% \_ -0.42 \_ FALL \_ 1 days \_ BEFORE \_ G-Ve0Ju \_ 33  
 69.64% \_ -0.39 \_ FALL \_ 1 days \_ BEFORE \_ G-Su150Ur \_ 56  
 78.38% \_ -0.40 \_ FALL \_ 1 days \_ BEFORE \_ H-Ve60Ea \_ 37  
 68.97% \_ -1.01 \_ FALL \_ 3 days \_ BEFORE \_ G-Ve0Ma \_ 29  
 68.42% \_ -0.64 \_ FALL \_ 3 days \_ BEFORE \_ H-Ea90Ur \_ 57  
 70.00% \_ 0.49 \_ RISE \_ 1 days \_ AFTER \_ H-Ve180PI \_ 40  
 68.97% \_ 0.39 \_ RISE \_ 1 days \_ AFTER \_ H-Ma60Ne \_ 29  
 68.75% \_ 0.87 \_ RISE \_ 3 days \_ AFTER \_ G-Me180Ne \_ 32  
 75.00% \_ 0.54 \_ RISE \_ 3 days \_ AFTER \_ H-Ve30Ma \_ 60  
 71.43% \_ 0.75 \_ RISE \_ 3 days \_ AFTER \_ H-Ea90Ma \_ 28  
 68.97% \_ -0.32 \_ FALL \_ 1 days \_ AFTER \_ G-Ma60Sa \_ 29  
 77.14% \_ -0.45 \_ FALL \_ 1 days \_ AFTER \_ G-Ma150PI \_ 35  
 71.88% \_ -0.30 \_ FALL \_ 1 days \_ AFTER \_ H-Ve30Ea \_ 32  
 68.00% \_ -0.42 \_ FALL \_ 1 days \_ AFTER \_ H-Ea60Ju \_ 50  
 68.75% \_ -0.39 \_ FALL \_ 1 days \_ AFTER \_ H-Ma120Ne \_ 32  
 75.00% \_ -0.62 \_ FALL \_ 3 days \_ AFTER \_ H-Ea90Ju \_ 52  
 70.00% \_ -0.42 \_ FALL \_ 3 days \_ AFTER \_ H-Ma150Ur \_ 30

## (X) USX-U.S. Steel Group start April-16-1991

68.29% \_ -0.71 \_ FALL \_ 1 days \_ BEFORE \_ H-Me30Ea \_ 41  
 70.00% \_ -0.59 \_ FALL \_ 1 days \_ BEFORE \_ H-Me180Ju \_ 30  
 90.91% \_ -1.00 \_ FALL \_ 3 days \_ BEFORE \_ G-Me150Ju \_ 22  
 72.34% \_ -1.14 \_ FALL \_ 3 days \_ BEFORE \_ H-Me30Ea \_ 47  
 77.42% \_ -1.14 \_ FALL \_ 3 days \_ BEFORE \_ H-Me180Ju \_ 31  
 73.33% \_ -0.64 \_ FALL \_ 3 days \_ BEFORE \_ H-Me180Sa \_ 30  
 70.00% \_ -0.96 \_ FALL \_ 3 days \_ BEFORE \_ H-Me180Ur \_ 30  
 70.97% \_ -0.93 \_ FALL \_ 3 days \_ BEFORE \_ H-Me180Ne \_ 31  
 67.57% \_ -0.41 \_ FALL \_ 1 days \_ AFTER \_ G-Mo150Ju \_ 74  
 70.27% \_ -0.48 \_ FALL \_ 1 days \_ AFTER \_ G-Mo90Sa \_ 74  
 68.42% \_ -0.45 \_ FALL \_ 1 days \_ AFTER \_ G-Mo150Ur \_ 77  
 70.27% \_ -0.48 \_ FALL \_ 1 days \_ AFTER \_ G-Mo150PI \_ 74  
 70.59% \_ -0.83 \_ FALL \_ 3 days \_ AFTER \_ H-Me30Ve \_ 34  
 72.22% \_ -0.96 \_ FALL \_ 3 days \_ AFTER \_ H-Me60Ma \_ 54

## (XON) Exxon start Jan-3-1968

70.27% \_ 1.02 \_ RISE \_ 1 days \_ BEFORE \_ G-Mo0Ve \_ 37  
 83.87% \_ 0.33 \_ RISE \_ 1 days \_ BEFORE \_ G-Me180PI \_ 31  
 67.31% \_ 0.45 \_ RISE \_ 1 days \_ BEFORE \_ H-Ea150PI \_ 52  
 76.67% \_ 0.30 \_ RISE \_ 1 days \_ BEFORE \_ H-Ma60Ne \_ 30  
 72.73% \_ 0.59 \_ RISE \_ 3 days \_ BEFORE \_ G-Me180PI \_ 33  
 72.41% \_ 0.54 \_ RISE \_ 3 days \_ BEFORE \_ G-Ve30Ju \_ 58  
 68.97% \_ 0.65 \_ RISE \_ 3 days \_ BEFORE \_ G-Ve180Ju \_ 29  
 71.88% \_ 0.48 \_ RISE \_ 3 days \_ BEFORE \_ G-Ma60Ur \_ 32  
 68.27% \_ 0.77 \_ RISE \_ 3 days \_ BEFORE \_ H-Me0Ma \_ 104  
 72.41% \_ 0.42 \_ RISE \_ 3 days \_ BEFORE \_ H-Ma30Sa \_ 29  
 73.33% \_ 0.51 \_ RISE \_ 3 days \_ BEFORE \_ H-Ma60Sa \_ 30  
 84.38% \_ 0.69 \_ RISE \_ 10 days \_ BEFORE \_ G-Ma120Ju \_ 32  
 68.97% \_ -0.30 \_ FALL \_ 1 days \_ BEFORE \_ H-Ma90Ur \_ 29  
 70.27% \_ 0.36 \_ RISE \_ 1 days \_ AFTER \_ G-Me0Ju \_ 37  
 70.97% \_ 0.59 \_ RISE \_ 1 days \_ AFTER \_ G-Me180PI \_ 31  
 70.00% \_ 0.64 \_ RISE \_ 1 days \_ AFTER \_ G-Ve0PI \_ 30  
 75.00% \_ 0.46 \_ RISE \_ 1 days \_ AFTER \_ H-Ea60Ma \_ 28  
 70.00% \_ 0.49 \_ RISE \_ 1 days \_ AFTER \_ H-Ea180Ur \_ 30  
 67.31% \_ 0.32 \_ RISE \_ 1 days \_ AFTER \_ H-Ea150PI \_ 52  
 72.41% \_ 0.35 \_ RISE \_ 1 days \_ AFTER \_ H-Ma120PI \_ 29  
 68.42% \_ 0.58 \_ RISE \_ 3 days \_ AFTER \_ G-Me0Ju \_ 38  
 68.18% \_ 0.43 \_ RISE \_ 3 days \_ AFTER \_ G-Me150Sa \_ 66  
 79.41% \_ 0.56 \_ RISE \_ 3 days \_ AFTER \_ G-Me180Sa \_ 34  
 72.73% \_ 0.58 \_ RISE \_ 3 days \_ AFTER \_ G-Me180PI \_ 33  
 74.19% \_ 0.51 \_ RISE \_ 3 days \_ AFTER \_ G-Ve0Ma \_ 31  
 70.00% \_ 0.60 \_ RISE \_ 3 days \_ AFTER \_ G-Ve0Ur \_ 30  
 75.00% \_ 0.51 \_ RISE \_ 3 days \_ AFTER \_ G-Su120Ur \_ 56  
 71.43% \_ 0.50 \_ RISE \_ 3 days \_ AFTER \_ G-Ma120Ju \_ 28  
 75.00% \_ 0.36 \_ RISE \_ 3 days \_ AFTER \_ H-Ea180Ju \_ 28  
 71.67% \_ 0.46 \_ RISE \_ 3 days \_ AFTER \_ H-Ea120Ne \_ 60  
 68.42% \_ 0.60 \_ RISE \_ 3 days \_ AFTER \_ H-Ea150Ne \_ 57  
 69.70% \_ 0.80 \_ RISE \_ 3 days \_ AFTER \_ H-Ma120PI \_ 33  
 70.27% \_ -0.65 \_ FALL \_ 1 days \_ AFTER \_ G-Mo0Ve \_ 37  
 69.66% \_ -0.34 \_ FALL \_ 1 days \_ AFTER \_ H-Ve60Ne \_ 89  
 71.43% \_ -0.31 \_ FALL \_ 1 days \_ AFTER \_ H-Ma120Ur \_ 28

## (XRX) Xerox Corp start Aug-26-1969

68.06% \_ 1.24 \_ RISE \_ 1 days \_ BEFORE \_ G-Mo30Ve \_ 72  
 68.29% \_ 1.41 \_ RISE \_ 1 days \_ BEFORE \_ G-Mo150Ur \_ 82  
 75.00% \_ 0.48 \_ RISE \_ 1 days \_ BEFORE \_ G-Ma30PI \_ 28  
 68.97% \_ 0.69 \_ RISE \_ 3 days \_ BEFORE \_ G-Ma60Ur \_ 29  
 71.11% \_ 0.83 \_ RISE \_ 3 days \_ BEFORE \_ H-Ve0Ju \_ 45

70.00% \_ -0.35 \_ FALL \_ 1 days \_ BEFORE \_ G-Me0PI \_ 40  
 68.97% \_ -0.43 \_ FALL \_ 1 days \_ BEFORE \_ G-Ma60Ne \_ 29  
 75.86% \_ -0.36 \_ FALL \_ 1 days \_ BEFORE \_ H-Ma90Ur \_ 29  
 67.65% \_ 0.97 \_ RISE \_ 1 days \_ AFTER \_ G-Mo0Su \_ 34  
 68.42% \_ 1.56 \_ RISE \_ 1 days \_ AFTER \_ G-Mo0Sa \_ 38  
 68.97% \_ 0.38 \_ RISE \_ 1 days \_ AFTER \_ G-Ve180Sa \_ 29  
 69.57% \_ 0.40 \_ RISE \_ 1 days \_ AFTER \_ H-Ve180PI \_ 46  
 69.70% \_ 1.15 \_ RISE \_ 3 days \_ AFTER \_ G-Me90Sa \_ 66  
 71.88% \_ 0.82 \_ RISE \_ 3 days \_ AFTER \_ H-Ma150Ur \_ 32  
 67.57% \_ -2.35 \_ FALL \_ 1 days \_ AFTER \_ G-Mo150Ma \_ 74  
 69.70% \_ -0.40 \_ FALL \_ 1 days \_ AFTER \_ G-Ma60Ju \_ 33  
 71.43% \_ -0.36 \_ FALL \_ 1 days \_ AFTER \_ G-Ma30Ne \_ 28  
 69.44% \_ -0.36 \_ FALL \_ 1 days \_ AFTER \_ H-Ve90Ea \_ 36  
 68.97% \_ -0.58 \_ FALL \_ 1 days \_ AFTER \_ H-Ma150PI \_ 29  
 77.78% \_ -0.64 \_ FALL \_ 3 days \_ AFTER \_ H-Ve150Ea \_ 36  
 78.57% \_ -0.49 \_ FALL \_ 3 days \_ AFTER \_ H-Ma90Sa \_ 28

## (YHOO) Yahoo! start April-15-1996

67.61% \_ -2.42 \_ FALL \_ 1 days \_ AFTER \_ G-Mo30Ju \_ 71

## (YUM) Tricon Global Restaurants start Feb-13-1998

NONE

## (C) Corn Futures start Jan-2-1970

69.70% \_ 2.83 \_ RISE \_ 1 days \_ BEFORE \_ G-Me180Ur \_ 33  
 71.43% \_ 2.76 \_ RISE \_ 1 days \_ BEFORE \_ H-Ma30Ne \_ 28  
 72.73% \_ 3.94 \_ RISE \_ 3 days \_ BEFORE \_ G-Me180Ur \_ 33  
 70.00% \_ 5.42 \_ RISE \_ 3 days \_ BEFORE \_ H-Ma30Ur \_ 30  
 70.27% \_ -3.67 \_ FALL \_ 1 days \_ BEFORE \_ G-Mo180Su \_ 37  
 77.50% \_ -3.92 \_ FALL \_ 1 days \_ BEFORE \_ G-Mo180Sa \_ 40  
 68.42% \_ -4.20 \_ FALL \_ 1 days \_ BEFORE \_ G-Mo0Ne \_ 38  
 67.74% \_ -3.29 \_ FALL \_ 1 days \_ BEFORE \_ G-Ma60Sa \_ 31  
 76.47% \_ -2.57 \_ FALL \_ 1 days \_ BEFORE \_ H-Ve120Ea \_ 34  
 68.42% \_ -3.56 \_ FALL \_ 3 days \_ BEFORE \_ G-Ve90Ne \_ 57  
 76.67% \_ 2.64 \_ RISE \_ 1 days \_ AFTER \_ G-Me180Sa \_ 30  
 68.18% \_ 3.29 \_ RISE \_ 1 days \_ AFTER \_ G-Ve30Su \_ 66  
 67.24% \_ 2.67 \_ RISE \_ 1 days \_ AFTER \_ G-Ve60Ur \_ 58  
 70.27% \_ 2.28 \_ RISE \_ 1 days \_ AFTER \_ H-Ve150Ea \_ 37  
 72.73% \_ 4.26 \_ RISE \_ 3 days \_ AFTER \_ G-Ma60Ju \_ 33  
 68.89% \_ 5.60 \_ RISE \_ 3 days \_ AFTER \_ H-Ve0Ur \_ 45  
 74.29% \_ -4.19 \_ FALL \_ 1 days \_ AFTER \_ G-Mo180Me \_ 35  
 76.32% \_ -3.43 \_ FALL \_ 1 days \_ AFTER \_ G-Mo0Sa \_ 38  
 72.73% \_ -2.59 \_ FALL \_ 1 days \_ AFTER \_ G-Ma150Ur \_ 33

67.44% \_ -2.43 \_ FALL \_ 1 days \_ AFTER \_ H-Ve180Ur \_ 43  
 74.29% \_ -4.52 \_ FALL \_ 3 days \_ AFTER \_ G-Ma150Ur \_ 35

(CC) Cocoa Futures start Aug-20-1973

72.97% \_ 2.65 \_ RISE \_ 1 days \_ BEFORE \_ G-Mo180Ma \_ 37  
 76.32% \_ 3.19 \_ RISE \_ 1 days \_ BEFORE \_ G-Mo0Ju \_ 38  
 68.33% \_ 2.26 \_ RISE \_ 1 days \_ BEFORE \_ G-Me90Ne \_ 60  
 70.59% \_ 4.01 \_ RISE \_ 3 days \_ BEFORE \_ G-Me30PI \_ 68  
 69.23% \_ 3.82 \_ RISE \_ 3 days \_ BEFORE \_ G-Ve90PI \_ 52  
 70.00% \_ 4.52 \_ RISE \_ 3 days \_ BEFORE \_ H-Ve180Sa \_ 40  
 72.41% \_ -2.22 \_ FALL \_ 1 days \_ BEFORE \_ G-Me180PI \_ 29  
 76.47% \_ -3.23 \_ FALL \_ 1 days \_ BEFORE \_ G-Ve120Sa \_ 51  
 74.07% \_ -2.85 \_ FALL \_ 1 days \_ BEFORE \_ G-Ve180Ne \_ 27  
 69.39% \_ -2.44 \_ FALL \_ 1 days \_ BEFORE \_ G-Su150Ne \_ 49  
 68.97% \_ -4.11 \_ FALL \_ 3 days \_ BEFORE \_ G-Me180PI \_ 29  
 72.41% \_ 2.59 \_ RISE \_ 1 days \_ AFTER \_ G-Ma120Ur \_ 29  
 68.75% \_ 1.41 \_ RISE \_ 1 days \_ AFTER \_ G-Ma150Ne \_ 32  
 72.41% \_ 3.27 \_ RISE \_ 3 days \_ AFTER \_ G-Me180PI \_ 29  
 68.00% \_ 3.78 \_ RISE \_ 3 days \_ AFTER \_ H-Ea120Ur \_ 50  
 68.75% \_ -1.69 \_ FALL \_ 1 days \_ AFTER \_ G-Ve120Ju \_ 48  
 82.14% \_ -2.22 \_ FALL \_ 1 days \_ AFTER \_ G-Ma120PI \_ 28  
 80.00% \_ -4.12 \_ FALL \_ 3 days \_ AFTER \_ G-Ve180Sa \_ 25

(CT) Cotton Futures start Jan-6-1970

72.41% \_ 0.92 \_ RISE \_ 1 days \_ BEFORE \_ G-Ve0Ur \_ 29  
 70.97% \_ 0.60 \_ RISE \_ 1 days \_ BEFORE \_ G-Ve0PI \_ 31  
 72.73% \_ 0.68 \_ RISE \_ 1 days \_ BEFORE \_ G-Ma150Sa \_ 33  
 74.07% \_ 0.67 \_ RISE \_ 1 days \_ BEFORE \_ H-Ea60Ma \_ 27  
 82.14% \_ 0.64 \_ RISE \_ 1 days \_ BEFORE \_ H-Ea0PI \_ 28  
 68.97% \_ 1.27 \_ RISE \_ 3 days \_ BEFORE \_ G-Ve30Sa \_ 58  
 71.43% \_ 1.09 \_ RISE \_ 3 days \_ BEFORE \_ G-Ma150PI \_ 35  
 85.71% \_ 1.08 \_ RISE \_ 3 days \_ BEFORE \_ H-Ea0PI \_ 28  
 72.41% \_ 1.61 \_ RISE \_ 3 days \_ BEFORE \_ H-Ma150Ur \_ 29  
 67.16% \_ -0.66 \_ FALL \_ 1 days \_ BEFORE \_ G-Me150Ne \_ 67  
 70.00% \_ -0.86 \_ FALL \_ 1 days \_ BEFORE \_ G-Ve180Ur \_ 30  
 70.37% \_ -0.62 \_ FALL \_ 1 days \_ BEFORE \_ G-Su30PI \_ 54  
 69.70% \_ -0.63 \_ FALL \_ 1 days \_ BEFORE \_ H-Ve150Ea \_ 33  
 74.07% \_ -0.77 \_ FALL \_ 1 days \_ BEFORE \_ H-Ea150Ma \_ 27  
 69.23% \_ -0.72 \_ FALL \_ 1 days \_ BEFORE \_ H-Ea60Sa \_ 52  
 68.97% \_ -1.05 \_ FALL \_ 1 days \_ BEFORE \_ H-Ma90Ne \_ 29  
 69.57% \_ -1.33 \_ FALL \_ 3 days \_ BEFORE \_ G-Me0Ma \_ 46  
 71.88% \_ -0.81 \_ FALL \_ 3 days \_ BEFORE \_ G-Ve0Ju \_ 32  
 68.97% \_ -1.27 \_ FALL \_ 3 days \_ BEFORE \_ G-Ma120Sa \_ 29

73.33% \_ 0.69 \_ RISE \_ 1 days \_ AFTER \_ G-Ve180Ur \_ 30  
 70.18% \_ 0.84 \_ RISE \_ 1 days \_ AFTER \_ G-Ve150PI \_ 57  
 71.43% \_ 0.69 \_ RISE \_ 1 days \_ AFTER \_ H-Ea0PI \_ 28  
 70.97% \_ 1.38 \_ RISE \_ 3 days \_ AFTER \_ G-Ve180Ur \_ 31  
 68.52% \_ 1.29 \_ RISE \_ 3 days \_ AFTER \_ H-Ea150Ur \_ 55  
 68.97% \_ 1.57 \_ RISE \_ 3 days \_ AFTER \_ H-Ma120Ne \_ 29  
 72.00% \_ -0.64 \_ FALL \_ 1 days \_ AFTER \_ G-Mo60Ju \_ 75  
 70.27% \_ -0.72 \_ FALL \_ 1 days \_ AFTER \_ G-Mo150Sa \_ 74  
 68.97% \_ -0.32 \_ FALL \_ 1 days \_ AFTER \_ G-Ve180Ju \_ 29  
 67.74% \_ -0.48 \_ FALL \_ 1 days \_ AFTER \_ G-Ve180Ne \_ 31  
 72.55% \_ -0.95 \_ FALL \_ 1 days \_ AFTER \_ G-Su150Ju \_ 51  
 74.07% \_ -0.86 \_ FALL \_ 1 days \_ AFTER \_ H-Ea150Ma \_ 27  
 69.23% \_ -0.65 \_ FALL \_ 1 days \_ AFTER \_ H-Ea150PI \_ 52

(FC) Feeder Cattle Futures start Sept-7-1973

71.43% \_ 0.52 \_ RISE \_ 1 days \_ BEFORE \_ G-Me150Ur \_ 56  
 74.07% \_ 0.63 \_ RISE \_ 3 days \_ BEFORE \_ G-Me180Ju \_ 27  
 74.07% \_ -0.42 \_ FALL \_ 1 days \_ BEFORE \_ G-Ma60Sa \_ 27  
 73.33% \_ -0.46 \_ FALL \_ 1 days \_ BEFORE \_ H-Ve90Ea \_ 30  
 68.09% \_ 0.41 \_ RISE \_ 1 days \_ AFTER \_ H-Ea150Ne \_ 47  
 69.39% \_ 0.83 \_ RISE \_ 3 days \_ AFTER \_ G-Ve150PI \_ 49  
 68.89% \_ 0.80 \_ RISE \_ 3 days \_ AFTER \_ G-Su150Ju \_ 45  
 67.50% \_ -0.37 \_ FALL \_ 1 days \_ AFTER \_ G-Mo180Sa \_ 40  
 70.00% \_ -0.39 \_ FALL \_ 1 days \_ AFTER \_ G-Me0Ma \_ 40  
 71.43% \_ -0.54 \_ FALL \_ 1 days \_ AFTER \_ H-Ve120Ea \_ 28  
 71.79% \_ -0.31 \_ FALL \_ 1 days \_ AFTER \_ H-Ve180Ur \_ 39  
 67.39% \_ -0.56 \_ FALL \_ 1 days \_ AFTER \_ H-Ea90Ne \_ 46  
 70.97% \_ -0.90 \_ FALL \_ 3 days \_ AFTER \_ H-Ve30Ea \_ 31

(GC) Gold Futures start Jan-6-1970

67.16% \_ 3.27 \_ RISE \_ 1 days \_ BEFORE \_ G-Me30Ma \_ 67  
 70.00% \_ 3.70 \_ RISE \_ 3 days \_ BEFORE \_ G-Ma150Ne \_ 30  
 68.09% \_ 5.38 \_ RISE \_ 3 days \_ BEFORE \_ H-Ea60Ne \_ 47  
 73.91% \_ 6.86 \_ RISE \_ 3 days \_ BEFORE \_ H-Ea120PI \_ 46  
 67.57% \_ -2.32 \_ FALL \_ 1 days \_ BEFORE \_ G-Mo0Me \_ 37  
 69.44% \_ -2.25 \_ FALL \_ 1 days \_ BEFORE \_ G-Mo0Su \_ 36  
 67.57% \_ -1.76 \_ FALL \_ 1 days \_ BEFORE \_ G-Mo0Ma \_ 37  
 70.00% \_ -1.52 \_ FALL \_ 1 days \_ BEFORE \_ G-Mo180PI \_ 40  
 68.18% \_ -4.62 \_ FALL \_ 1 days \_ BEFORE \_ H-Ea30Ju \_ 44  
 71.43% \_ -2.74 \_ FALL \_ 1 days \_ BEFORE \_ H-Ea60Ju \_ 42  
 72.09% \_ -4.89 \_ FALL \_ 3 days \_ BEFORE \_ H-Ea60Ju \_ 43  
 67.24% \_ 3.49 \_ RISE \_ 1 days \_ AFTER \_ G-Ve30Su \_ 58  
 67.39% \_ 3.91 \_ RISE \_ 1 days \_ AFTER \_ H-Ea120PI \_ 46

70.97% \_ 3.99 \_ RISE \_ 3 days \_ AFTER \_ G-Ve60Ma \_ 31  
 68.97% \_ 3.28 \_ RISE \_ 3 days \_ AFTER \_ G-Ma150Ur \_ 29  
 71.79% \_ -1.51 \_ FALL \_ 1 days \_ AFTER \_ G-Mo30Sa \_ 78  
 71.05% \_ -1.94 \_ FALL \_ 1 days \_ AFTER \_ G-Mo180Ur \_ 38  
 67.95% \_ -1.88 \_ FALL \_ 1 days \_ AFTER \_ G-Mo120Pi \_ 78  
 67.24% \_ -2.52 \_ FALL \_ 1 days \_ AFTER \_ G-Me60Ma \_ 58  
 76.92% \_ -4.44 \_ FALL \_ 1 days \_ AFTER \_ G-Ve120Ma \_ 26  
 72.41% \_ -3.30 \_ FALL \_ 3 days \_ AFTER \_ G-Ma150Sa \_ 29  
 75.56% \_ -6.98 \_ FALL \_ 3 days \_ AFTER \_ H-Ea120Ne \_ 45

(HG) Copper Futures start Jan-6-1970

67.57% \_ 1.37 \_ RISE \_ 1 days \_ BEFORE \_ G-Mo180Me \_ 37  
 69.09% \_ 1.05 \_ RISE \_ 1 days \_ BEFORE \_ G-Su60Sa \_ 55  
 70.37% \_ 0.91 \_ RISE \_ 1 days \_ BEFORE \_ H-Ea120Pi \_ 54  
 71.43% \_ 1.67 \_ RISE \_ 1 days \_ BEFORE \_ H-Ma120Ne \_ 28  
 71.88% \_ 1.83 \_ RISE \_ 3 days \_ BEFORE \_ G-Ma120Ne \_ 32  
 71.43% \_ 1.50 \_ RISE \_ 3 days \_ BEFORE \_ H-Ea180Ne \_ 28  
 67.57% \_ -1.38 \_ FALL \_ 1 days \_ BEFORE \_ G-Mo0Su \_ 37  
 71.43% \_ -1.04 \_ FALL \_ 1 days \_ BEFORE \_ H-Ve120Ea \_ 35  
 67.92% \_ -1.33 \_ FALL \_ 1 days \_ BEFORE \_ H-Ea30Sa \_ 53  
 68.97% \_ -1.12 \_ FALL \_ 1 days \_ BEFORE \_ H-Ea0Ne \_ 29  
 68.97% \_ -1.14 \_ FALL \_ 1 days \_ BEFORE \_ H-Ma30Sa \_ 29  
 68.97% \_ -0.62 \_ FALL \_ 1 days \_ BEFORE \_ H-Ma30Ne \_ 29  
 69.70% \_ -2.29 \_ FALL \_ 3 days \_ BEFORE \_ G-Ma150Sa \_ 33  
 70.00% \_ -3.28 \_ FALL \_ 3 days \_ BEFORE \_ G-Ma30Pi \_ 30  
 68.97% \_ -1.14 \_ FALL \_ 3 days \_ BEFORE \_ H-Ma60Pi \_ 29  
 88.00% \_ 0.88 \_ RISE \_ 1 days \_ AFTER \_ G-Su60Ma \_ 25  
 80.00% \_ 0.97 \_ RISE \_ 1 days \_ AFTER \_ H-Ma60Ju \_ 25  
 71.05% \_ 2.19 \_ RISE \_ 3 days \_ AFTER \_ G-Me0Ur \_ 38  
 70.27% \_ 1.80 \_ RISE \_ 3 days \_ AFTER \_ G-Me0Ne \_ 37  
 78.57% \_ 2.05 \_ RISE \_ 3 days \_ AFTER \_ G-Ve0Ur \_ 28  
 68.42% \_ 1.45 \_ RISE \_ 3 days \_ AFTER \_ G-Ve30Ne \_ 57  
 72.34% \_ 1.56 \_ RISE \_ 3 days \_ AFTER \_ H-Ve0Ne \_ 47  
 80.00% \_ 2.84 \_ RISE \_ 10 days \_ AFTER \_ H-Ma120Ur \_ 30  
 73.33% \_ -0.98 \_ FALL \_ 1 days \_ AFTER \_ G-Ve180Ne \_ 30  
 71.43% \_ -0.81 \_ FALL \_ 1 days \_ AFTER \_ G-Ma60Ne \_ 28  
 71.43% \_ -0.83 \_ FALL \_ 1 days \_ AFTER \_ H-Ea180Sa \_ 28  
 74.07% \_ -1.42 \_ FALL \_ 1 days \_ AFTER \_ H-Ea0Ur \_ 27

(HO) Heating Oil Futures start March-7-1979

70.27% \_ 0.01 \_ RISE \_ 1 days \_ BEFORE \_ G-Su150Sa \_ 37  
 70.27% \_ 0.01 \_ RISE \_ 1 days \_ BEFORE \_ G-Su90Ne \_ 37  
 69.23% \_ 0.01 \_ RISE \_ 1 days \_ BEFORE \_ G-Su60Pi \_ 39

69.05% \_ 0.01 \_ RISE \_ 1 days \_ BEFORE \_ H-Ve150Ma \_ 42  
 69.23% \_ 0.01 \_ RISE \_ 1 days \_ BEFORE \_ H-Ea60Ne \_ 39  
 70.27% \_ 0.01 \_ RISE \_ 1 days \_ BEFORE \_ H-Ea120Pi \_ 37  
 68.63% \_ 0.02 \_ RISE \_ 3 days \_ BEFORE \_ G-Me90Ur \_ 51  
 68.89% \_ 0.01 \_ RISE \_ 3 days \_ BEFORE \_ G-Me150Pi \_ 45  
 71.43% \_ 0.02 \_ RISE \_ 3 days \_ BEFORE \_ G-Ve150Ur \_ 42  
 76.92% \_ 0.02 \_ RISE \_ 3 days \_ BEFORE \_ H-Ea120Pi \_ 39  
 80.00% \_ -0.02 \_ FALL \_ 1 days \_ BEFORE \_ G-Me120Ma \_ 25  
 70.00% \_ -0.01 \_ FALL \_ 1 days \_ BEFORE \_ G-Ve90Sa \_ 40  
 72.50% \_ -0.01 \_ FALL \_ 1 days \_ BEFORE \_ G-Su150Ur \_ 40  
 68.75% \_ -0.01 \_ FALL \_ 1 days \_ BEFORE \_ H-Ve180Ne \_ 32  
 69.23% \_ -0.01 \_ FALL \_ 1 days \_ BEFORE \_ H-Ea120Ur \_ 39  
 72.22% \_ 0.01 \_ RISE \_ 1 days \_ AFTER \_ G-Su120Ju \_ 36  
 73.68% \_ 0.01 \_ RISE \_ 1 days \_ AFTER \_ H-Ea150Ur \_ 38  
 69.23% \_ 0.01 \_ RISE \_ 3 days \_ AFTER \_ G-Ve120Ju \_ 39  
 69.44% \_ 0.01 \_ RISE \_ 3 days \_ AFTER \_ G-Su120Ju \_ 36  
 69.23% \_ -0.01 \_ FALL \_ 1 days \_ AFTER \_ G-Me30Ur \_ 52  
 68.57% \_ -0.02 \_ FALL \_ 1 days \_ AFTER \_ G-Su30Ju \_ 35  
 71.05% \_ -0.01 \_ FALL \_ 1 days \_ AFTER \_ G-Su60Ur \_ 38  
 68.89% \_ -0.01 \_ FALL \_ 3 days \_ AFTER \_ G-Me60Ve \_ 45

(KO) Coffee Futures start Aug-20-1973

78.95% \_ 3.37 \_ RISE \_ 1 days \_ BEFORE \_ G-Mo0Ju \_ 38  
 68.33% \_ 2.14 \_ RISE \_ 1 days \_ BEFORE \_ G-Me90Ne \_ 60  
 70.59% \_ 4.01 \_ RISE \_ 3 days \_ BEFORE \_ G-Me30Pi \_ 68  
 72.41% \_ -2.19 \_ FALL \_ 1 days \_ BEFORE \_ G-Me180Pi \_ 29  
 76.47% \_ -3.19 \_ FALL \_ 1 days \_ BEFORE \_ G-Ve120Sa \_ 51  
 74.07% \_ -2.75 \_ FALL \_ 1 days \_ BEFORE \_ G-Ve180Ne \_ 27  
 67.35% \_ -2.65 \_ FALL \_ 1 days \_ BEFORE \_ G-Su150Ne \_ 49  
 68.97% \_ -4.11 \_ FALL \_ 3 days \_ BEFORE \_ G-Me180Pi \_ 29  
 72.41% \_ 2.74 \_ RISE \_ 1 days \_ AFTER \_ G-Ma120Ur \_ 29  
 68.75% \_ 1.41 \_ RISE \_ 1 days \_ AFTER \_ G-Ma150Ne \_ 32  
 72.41% \_ 3.27 \_ RISE \_ 3 days \_ AFTER \_ G-Me180Pi \_ 29  
 68.97% \_ 1.96 \_ RISE \_ 3 days \_ AFTER \_ G-Ma60Pi \_ 29  
 68.00% \_ 3.75 \_ RISE \_ 3 days \_ AFTER \_ H-Ea120Ur \_ 50  
 67.21% \_ -2.09 \_ FALL \_ 1 days \_ AFTER \_ G-Me90Pi \_ 61  
 68.75% \_ -1.69 \_ FALL \_ 1 days \_ AFTER \_ G-Ve120Ju \_ 48  
 82.14% \_ -2.23 \_ FALL \_ 1 days \_ AFTER \_ G-Ma120Pi \_ 28

(LB) Lumber Futures start Jan-6-1970

69.64% \_ 0.57 \_ RISE \_ 1 days \_ BEFORE \_ G-Ve90Ju \_ 56  
 77.78% \_ 0.42 \_ RISE \_ 1 days \_ BEFORE \_ H-Ea60Ma \_ 27  
 75.00% \_ 0.51 \_ RISE \_ 1 days \_ BEFORE \_ H-Ma60Ne \_ 28

67.74% \_ 0.42 \_ RISE \_ 1 days \_ BEFORE \_ H-Ma120PI \_ 31  
 68.06% \_ 0.78 \_ RISE \_ 3 days \_ BEFORE \_ G-Me60PI \_ 72  
 68.97% \_ 1.04 \_ RISE \_ 3 days \_ BEFORE \_ G-Ve180Sa \_ 29  
 68.42% \_ 0.72 \_ RISE \_ 3 days \_ BEFORE \_ G-Su30Ur \_ 57  
 73.68% \_ 0.96 \_ RISE \_ 3 days \_ BEFORE \_ G-Ma150Ne \_ 38  
 68.09% \_ 0.95 \_ RISE \_ 3 days \_ BEFORE \_ H-Ve180Ne \_ 47  
 81.48% \_ 0.91 \_ RISE \_ 3 days \_ BEFORE \_ H-Ea60Ma \_ 27  
 71.43% \_ 1.14 \_ RISE \_ 3 days \_ BEFORE \_ H-Ea0Sa \_ 28  
 73.33% \_ 1.19 \_ RISE \_ 3 days \_ BEFORE \_ H-Ma60Ne \_ 30  
 67.12% \_ -0.49 \_ FALL \_ 1 days \_ BEFORE \_ G-Mo60Ve \_ 73  
 72.22% \_ -0.41 \_ FALL \_ 1 days \_ BEFORE \_ G-Mo0Ma \_ 36  
 73.68% \_ -0.52 \_ FALL \_ 1 days \_ BEFORE \_ G-Mo180Sa \_ 38  
 71.43% \_ -0.63 \_ FALL \_ 1 days \_ BEFORE \_ H-Ea0Ne \_ 28  
 79.31% \_ 0.43 \_ RISE \_ 1 days \_ AFTER \_ G-Ma30Ju \_ 29  
 70.00% \_ 0.76 \_ RISE \_ 1 days \_ AFTER \_ G-Ma120Ne \_ 30  
 67.92% \_ 0.47 \_ RISE \_ 1 days \_ AFTER \_ H-Ea30Ju \_ 53  
 83.33% \_ 0.42 \_ RISE \_ 1 days \_ AFTER \_ H-Ea180Ju \_ 24  
 69.44% \_ 0.97 \_ RISE \_ 3 days \_ AFTER \_ G-Me0Ne \_ 36  
 73.33% \_ 0.89 \_ RISE \_ 3 days \_ AFTER \_ G-Ma90Ur \_ 30  
 68.89% \_ 0.75 \_ RISE \_ 3 days \_ AFTER \_ H-Ve180PI \_ 45  
 72.41% \_ 1.17 \_ RISE \_ 3 days \_ AFTER \_ H-Ma60Ur \_ 29  
 69.44% \_ -0.51 \_ FALL \_ 1 days \_ AFTER \_ G-Mo0Ve \_ 36  
 68.75% \_ -1.01 \_ FALL \_ 3 days \_ AFTER \_ G-Ma120PI \_ 32  
 71.43% \_ -1.09 \_ FALL \_ 3 days \_ AFTER \_ H-Ea0Sa \_ 28  
 70.97% \_ -1.16 \_ FALL \_ 3 days \_ AFTER \_ H-Ma150Ne \_ 31

(LH) Live Hogs Futures start Jan-6-1970

68.42% \_ 0.78 \_ RISE \_ 1 days \_ BEFORE \_ G-Mo0PI \_ 38  
 72.22% \_ 0.55 \_ RISE \_ 1 days \_ BEFORE \_ G-Su90PI \_ 54  
 71.88% \_ 0.63 \_ RISE \_ 1 days \_ BEFORE \_ G-Ma60PI \_ 32  
 69.57% \_ 0.52 \_ RISE \_ 1 days \_ BEFORE \_ H-Ve0Ur \_ 46  
 71.43% \_ 0.62 \_ RISE \_ 1 days \_ BEFORE \_ H-Ea180Ur \_ 28  
 68.97% \_ 0.73 \_ RISE \_ 3 days \_ BEFORE \_ G-Ve90Ju \_ 58  
 68.97% \_ 0.93 \_ RISE \_ 3 days \_ BEFORE \_ G-Ma90Sa \_ 29  
 68.75% \_ 0.83 \_ RISE \_ 3 days \_ BEFORE \_ G-Ma60Ur \_ 32  
 78.57% \_ 0.94 \_ RISE \_ 3 days \_ BEFORE \_ H-Ea180Sa \_ 28  
 68.57% \_ -0.36 \_ FALL \_ 1 days \_ BEFORE \_ H-Ve60Ea \_ 35  
 70.00% \_ -1.60 \_ FALL \_ 3 days \_ BEFORE \_ H-Ma150Ne \_ 30  
 70.91% \_ 0.52 \_ RISE \_ 1 days \_ AFTER \_ G-Su90Sa \_ 55  
 68.97% \_ 0.71 \_ RISE \_ 1 days \_ AFTER \_ G-Ma30Sa \_ 29  
 68.97% \_ 0.45 \_ RISE \_ 1 days \_ AFTER \_ H-Ea0PI \_ 29  
 68.97% \_ 0.92 \_ RISE \_ 1 days \_ AFTER \_ H-Ma120Ne \_ 29  
 71.43% \_ 0.81 \_ RISE \_ 3 days \_ AFTER \_ G-Ve0Sa \_ 28

73.33% \_ 0.83 \_ RISE \_ 3 days \_ AFTER \_ G-Ma90Ur \_ 30  
 68.97% \_ 0.63 \_ RISE \_ 3 days \_ AFTER \_ H-Ve180Ma \_ 29  
 69.64% \_ 1.17 \_ RISE \_ 3 days \_ AFTER \_ H-Ea150Ne \_ 56  
 68.97% \_ 0.81 \_ RISE \_ 3 days \_ AFTER \_ H-Ea180PI \_ 29  
 77.78% \_ 0.82 \_ RISE \_ 3 days \_ AFTER \_ H-Ma30PI \_ 27  
 68.42% \_ -0.65 \_ FALL \_ 1 days \_ AFTER \_ G-Mo0Ma \_ 38  
 71.05% \_ -0.76 \_ FALL \_ 1 days \_ AFTER \_ G-Mo0PI \_ 38  
 70.00% \_ -0.50 \_ FALL \_ 1 days \_ AFTER \_ G-Ve180Ur \_ 30  
 76.92% \_ -0.80 \_ FALL \_ 3 days \_ AFTER \_ H-Ea0Ju \_ 26

(NA) Natural Gas Futures start April-4-1990

74.07% \_ 0.07 \_ RISE \_ 1 days \_ BEFORE \_ H-Ve90Ne \_ 27  
 81.48% \_ -0.05 \_ FALL \_ 1 days \_ BEFORE \_ H-Ve60Ur \_ 27  
 71.43% \_ 0.07 \_ RISE \_ 1 days \_ AFTER \_ G-Mo180Su \_ 35  
 72.22% \_ 0.10 \_ RISE \_ 1 days \_ AFTER \_ G-Mo0Ur \_ 36  
 67.65% \_ -0.06 \_ FALL \_ 1 days \_ AFTER \_ G-Mo90Ma \_ 68

(OJ) Orange Juice Futures start Jan-6-1970

67.74% \_ 1.48 \_ RISE \_ 1 days \_ BEFORE \_ G-Ve180PI \_ 31  
 67.74% \_ 1.55 \_ RISE \_ 1 days \_ BEFORE \_ G-Ma30Sa \_ 31  
 73.33% \_ 1.21 \_ RISE \_ 1 days \_ BEFORE \_ G-Ma60Ne \_ 30  
 70.00% \_ 1.39 \_ RISE \_ 1 days \_ BEFORE \_ H-Me180Ur \_ 120  
 67.74% \_ 1.03 \_ RISE \_ 1 days \_ BEFORE \_ H-Ve0Ma \_ 31  
 76.92% \_ 1.41 \_ RISE \_ 1 days \_ BEFORE \_ H-Ma90Ju \_ 26  
 68.75% \_ 2.48 \_ RISE \_ 3 days \_ BEFORE \_ G-Ma60Ju \_ 32  
 68.75% \_ 2.78 \_ RISE \_ 3 days \_ BEFORE \_ G-Ma150Sa \_ 32  
 70.00% \_ 2.05 \_ RISE \_ 3 days \_ BEFORE \_ G-Ma60Ne \_ 30  
 70.00% \_ -1.64 \_ FALL \_ 1 days \_ BEFORE \_ G-Mo180Ur \_ 40  
 70.00% \_ -1.44 \_ FALL \_ 1 days \_ BEFORE \_ G-Mo0Ne \_ 40  
 71.67% \_ -1.81 \_ FALL \_ 1 days \_ BEFORE \_ G-Ve60Sa \_ 60  
 68.75% \_ -0.95 \_ FALL \_ 1 days \_ BEFORE \_ G-Ma90PI \_ 32  
 72.31% \_ -2.27 \_ FALL \_ 3 days \_ BEFORE \_ G-Me90Ju \_ 65  
 68.33% \_ -2.78 \_ FALL \_ 3 days \_ BEFORE \_ G-Ve60Sa \_ 60  
 72.41% \_ -2.01 \_ FALL \_ 3 days \_ BEFORE \_ H-Ma120Sa \_ 29  
 72.41% \_ -2.78 \_ FALL \_ 3 days \_ BEFORE \_ H-Ma90Ne \_ 29  
 70.00% \_ 1.33 \_ RISE \_ 1 days \_ AFTER \_ G-Mo180PI \_ 40  
 71.43% \_ 1.18 \_ RISE \_ 1 days \_ AFTER \_ G-Su30Ma \_ 28  
 77.78% \_ 0.70 \_ RISE \_ 1 days \_ AFTER \_ G-Su60Ma \_ 27  
 71.43% \_ 1.41 \_ RISE \_ 1 days \_ AFTER \_ G-Ma120Sa \_ 28  
 73.33% \_ 1.33 \_ RISE \_ 1 days \_ AFTER \_ H-Ma30PI \_ 30  
 68.52% \_ 2.24 \_ RISE \_ 3 days \_ AFTER \_ H-Ea150Sa \_ 54  
 68.97% \_ -1.15 \_ FALL \_ 1 days \_ AFTER \_ G-Ma120Ne \_ 29  
 70.45% \_ -1.41 \_ FALL \_ 1 days \_ AFTER \_ H-Ve0PI \_ 44



69.09% -2.33 FALL 3 days AFTER H-Ea150Ur 56  
 68.97% -2.88 FALL 3 days AFTER H-Ma60PI 29

(PB) Pork Bellies Futures start Jan-6-1970

80.70% 1.07 RISE 1 days BEFORE G-Su90PI 57  
 69.70% 2.04 RISE 3 days BEFORE G-Me180Ur 33  
 70.00% 1.52 RISE 3 days BEFORE G-Ve180Sa 30  
 68.97% 1.73 RISE 3 days BEFORE G-Ma90Sa 29  
 74.19% -0.98 FALL 1 days BEFORE G-Ma60Sa 31  
 68.97% 1.35 RISE 1 days AFTER G-Ma30Sa 29  
 69.84% 0.98 RISE 1 days AFTER H-Ve30Ma 63  
 67.24% 1.08 RISE 1 days AFTER H-Ve150Ma 58  
 74.19% 1.30 RISE 3 days AFTER H-Ma90PI 31  
 67.39% -1.01 FALL 1 days AFTER G-Me0Ma 46  
 73.33% -0.81 FALL 1 days AFTER G-Ve0Ur 30  
 70.00% -3.34 FALL 3 days AFTER G-Ma120Ju 30  
 68.75% -2.01 FALL 3 days AFTER G-Ma60PI 32  
 71.43% -1.28 FALL 3 days AFTER H-Ea0Sa 28  
 70.00% -1.81 FALL 3 days AFTER H-Ma90Ne 30

(PL) Pladium Futures start Jan-6-1970

70.97% 3.53 RISE 1 days BEFORE G-Ma60Sa 31  
 70.73% 6.56 RISE 3 days BEFORE G-Me0Sa 41  
 68.75% 4.80 RISE 3 days BEFORE G-Me180Ur 32  
 70.27% 4.77 RISE 3 days BEFORE G-Ma150Ne 37  
 71.43% 6.37 RISE 3 days BEFORE H-Ea180Ne 28  
 70.00% 9.41 RISE 3 days BEFORE H-Ma60Ur 30  
 67.57% -4.03 FALL 1 days BEFORE G-Mo0Ve 37  
 70.27% -3.53 FALL 1 days BEFORE G-Mo180Su 37  
 68.42% -2.82 FALL 1 days BEFORE G-Mo0Ma 38  
 72.31% 4.07 RISE 1 days AFTER G-Me90Sa 65  
 86.21% 3.44 RISE 1 days AFTER G-Ve0Ur 29  
 76.67% 4.27 RISE 1 days AFTER G-Ve180PI 30  
 68.75% 3.90 RISE 1 days AFTER G-Ma60Ur 32  
 73.33% 7.83 RISE 3 days AFTER G-Ve0Ur 30  
 69.44% 5.22 RISE 3 days AFTER H-Ve150Ea 36  
 71.05% -2.58 FALL 1 days AFTER G-Mo0Ne 38  
 68.63% -3.03 FALL 1 days AFTER H-Ea120Ju 51  
 68.97% -3.91 FALL 1 days AFTER H-Ma90Sa 29  
 70.00% -6.89 FALL 3 days AFTER G-Ve180Ur 30  
 69.64% -9.67 FALL 3 days AFTER H-Ea120Ne 56

(S) Soybeans Futures start Jan-6-1970

81.82% 13.43 RISE 1 days BEFORE G-Me180Ur 33  
 68.42% 9.01 RISE 1 days BEFORE G-Su60PI 57  
 76.67% 8.19 RISE 1 days BEFORE G-Ma90Ur 30  
 68.97% 7.57 RISE 1 days BEFORE H-Ma30Ur 29  
 69.05% 14.12 RISE 3 days BEFORE G-Me0Sa 42  
 68.42% 16.94 RISE 3 days BEFORE G-Su120Ur 57  
 73.33% 10.71 RISE 3 days BEFORE G-Ma120Ju 30  
 68.57% 14.81 RISE 3 days BEFORE G-Ma150Ur 35  
 70.00% 11.40 RISE 3 days BEFORE H-Ma30Ur 30  
 67.50% -8.19 FALL 1 days BEFORE G-Mo180Sa 40  
 68.75% -11.12 FALL 1 days BEFORE G-Me180Sa 32  
 70.97% -7.39 FALL 1 days BEFORE G-Ve0PI 31  
 68.97% -9.04 FALL 1 days BEFORE G-Ma90Sa 29  
 74.29% -7.50 FALL 1 days BEFORE H-Ve120Ea 35  
 76.92% -9.27 FALL 1 days BEFORE H-Ea0Ju 26  
 70.00% 9.15 RISE 1 days AFTER G-Me0Sa 40  
 67.65% 6.71 RISE 1 days AFTER G-Me90Sa 68  
 70.69% 7.68 RISE 1 days AFTER G-Ve60Ur 58  
 69.49% 7.54 RISE 1 days AFTER G-Ve120Ur 59  
 74.19% 8.94 RISE 1 days AFTER G-Ve180Ur 31  
 67.74% 9.74 RISE 1 days AFTER G-Ve180Ne 31  
 69.23% 10.53 RISE 3 days AFTER G-Me120Sa 66  
 68.97% 11.41 RISE 3 days AFTER G-Ve180Sa 29  
 69.70% 14.12 RISE 3 days AFTER G-Ma150Sa 33  
 68.75% 13.42 RISE 3 days AFTER G-Ma60Ur 32  
 72.41% 11.85 RISE 3 days AFTER H-Ea0PI 29  
 76.67% 13.22 RISE 3 days AFTER H-Ma30Ur 30  
 70.00% -7.15 FALL 1 days AFTER G-Ma90Ur 30  
 68.18% -6.41 FALL 1 days AFTER H-Ve180Sa 44  
 73.33% -5.44 FALL 1 days AFTER H-Ma120Ne 30  
 71.88% -21.56 FALL 3 days AFTER G-Me180Ur 32  
 70.97% -9.02 FALL 3 days AFTER H-Ve180Ma 31

(SI) Silver Futures start Jan-6-1970

68.42% 476.15 RISE 1 days BEFORE G-Mo180Ve 38  
 74.07% 762.00 RISE 1 days BEFORE G-Ma150Ju 27  
 67.74% 744.76 RISE 1 days BEFORE G-Ma90Ne 31  
 70.00% 595.24 RISE 1 days BEFORE H-Ma120Ur 30  
 68.97% 612.50 RISE 3 days BEFORE H-Ea0Ur 29  
 71.43% 1225.50 RISE 3 days BEFORE H-Ea180Ur 28  
 71.93% 1971.71 RISE 3 days BEFORE H-Ea120PI 57  
 68.97% 1500.00 RISE 3 days BEFORE H-Ma60Ur 29

67.57% -726.00 FALL 1 days BEFORE G-Mo180Su 37  
 76.92% -1911.00 FALL 1 days BEFORE G-Ve150Ma 36  
 67.86% -1109.74 FALL 1 days BEFORE G-Su30PI 56  
 68.75% 517.73 RISE 1 days AFTER G-Me180PI 32  
 80.65% 688.40 RISE 1 days AFTER G-Ma60Ur 31  
 72.09% 910.97 RISE 1 days AFTER H-Ve180Ju 43  
 70.00% 1654.29 RISE 3 days AFTER G-Ve0Ur 30  
 68.97% -741.50 FALL 1 days AFTER H-Ma120Sa 29  
 70.97% -1973.18 FALL 3 days AFTER H-Ve0Ma 31  
 72.41% -1887.14 FALL 3 days AFTER H-Ea180PI 29

(TR) 30 Year Treasury Bond Futures start Aug-3-1977

67.11% 0.53 RISE 1 days BEFORE G-Mo120PI 76  
 68.97% 0.55 RISE 1 days BEFORE G-Me0PI 29  
 68.63% 0.43 RISE 1 days BEFORE H-Me0Ve 51  
 76.92% 0.54 RISE 1 days BEFORE H-Ve120Ea 26  
 78.79% 0.51 RISE 1 days BEFORE H-Ve180Sa 33  
 73.81% 1.16 RISE 3 days BEFORE G-Ve150Sa 42  
 70.73% 0.78 RISE 3 days BEFORE G-Su150Sa 41  
 69.70% 0.86 RISE 3 days BEFORE H-Ve180Sa 33  
 72.50% -0.40 FALL 1 days BEFORE G-Ve120Ju 40  
 69.23% -0.71 FALL 1 days BEFORE G-Su90Ur 39  
 68.29% -0.98 FALL 3 days BEFORE H-Ea90PI 41  
 77.78% 0.46 RISE 1 days AFTER G-Me120Ma 27  
 70.73% 0.70 RISE 3 days AFTER G-Ve30Sa 41  
 68.29% 0.94 RISE 3 days AFTER G-Su120PI 41  
 70.00% 0.92 RISE 3 days AFTER H-Ea120Sa 40  
 67.65% -0.43 FALL 1 days AFTER G-Mo0Ve 34  
 68.29% -0.44 FALL 1 days AFTER G-Su150Sa 41  
 68.97% -0.90 FALL 3 days AFTER G-Me0Ur 29  
 68.42% -0.73 FALL 3 days AFTER H-Ea150Ju 38

(W) Wheat Futures start Jan-6-1970

67.27% 6.25 RISE 1 days BEFORE G-Su60PI 55  
 75.76% 4.75 RISE 1 days BEFORE G-Ma60PI 33  
 68.85% 4.08 RISE 1 days BEFORE H-Ve120Ma 61  
 72.22% 7.00 RISE 3 days BEFORE G-Me0Ju 36  
 68.97% 6.43 RISE 3 days BEFORE G-Ma90Sa 29  
 68.97% 8.29 RISE 3 days BEFORE H-Ma90Sa 29  
 68.75% -4.35 FALL 1 days BEFORE G-Me180Sa 32  
 72.97% -4.45 FALL 1 days BEFORE G-Me0Ne 37  
 68.57% -4.00 FALL 1 days BEFORE H-Ve120Ea 35  
 72.41% -3.54 FALL 1 days BEFORE H-Ma120Ur 29

68.97% -6.99 FALL 1 days BEFORE H-Ma150PI 29  
 73.33% -7.80 FALL 3 days BEFORE H-Ma90Ne 30  
 73.33% 3.52 RISE 1 days AFTER G-Ve0Ma 30  
 67.27% 4.76 RISE 1 days AFTER G-Su90PI 55  
 74.07% 5.82 RISE 1 days AFTER G-Ma90Sa 27  
 71.43% 4.03 RISE 1 days AFTER H-Ma90Ne 28  
 67.21% -4.18 FALL 1 days AFTER G-Ve150Ne 61  
 67.92% -4.28 FALL 1 days AFTER G-Su60Sa 53  
 71.43% -5.53 FALL 1 days AFTER G-Ma120Ju 28  
 70.59% -3.70 FALL 1 days AFTER G-Ma150Ur 34  
 67.44% -3.39 FALL 1 days AFTER H-Ve180Ju 43  
 67.92% -4.69 FALL 1 days AFTER H-Ea60Ju 53  
 72.73% -8.01 FALL 3 days AFTER G-Me180Ur 33  
 75.86% -8.09 FALL 3 days AFTER G-Ve0Ne 30

### How do We Identify Planetary Aspects in the Future?

Here at the vibration Research Institute we wrote the AstroTrader program to find future aspects. AstroTrader is an add-on program for TradeStation or SuperCharts which are programs sold by Omega Research. There are two parts to the AstroTrader program. The first part is the actual program and the second part is the EasyLanguage indicators which access AstroTrader. TradeStation and SuperCharts allow the user to import EasyLanguage indicators into their indicator list. After you import the indicators into TradeStation or SuperCharts they appear in the "Insert Analysis Techniques" dialog box along with all your other indicators. Below is the TradeStation dialog box which shows some of the AstroTrader EasyLanguage indicators.

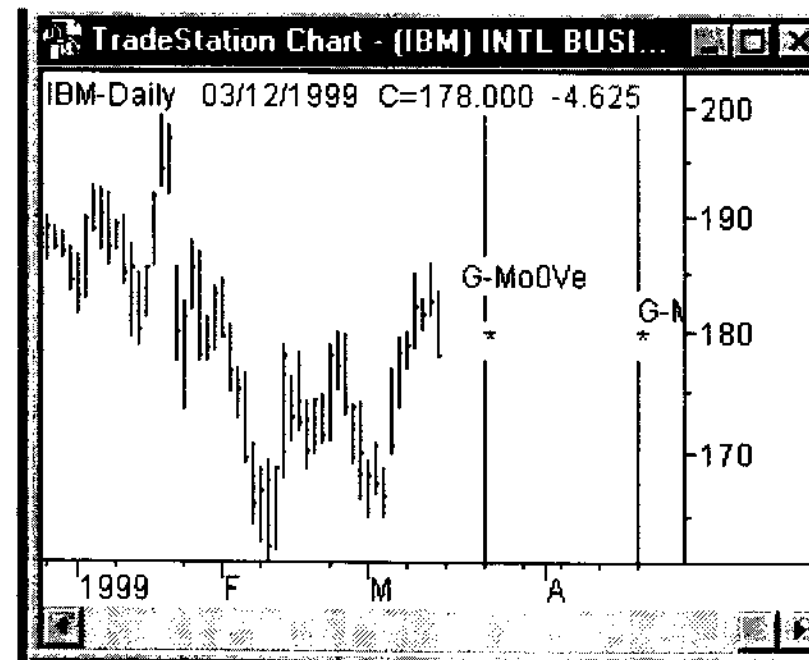
#### Insert Analysis Techniques

System	ActivityBar	Probal
Indicator	ShowMe	PaintBar
AT_AspectCntDecLat		
AT_AspectCntLongit		
AT_AspectDecLat		
AT_AspectLongitude		
AT_AspectMidPoint1		
AT_AspectMidPoint2		
AT_AspectsFuture1		
AT_BayerRule20		
AT_BayerRule37		
AT_DecZero		
AT_DeltaDaily		
AT_DeltaIntraDay		
AT_DeltaWeekly		
AT_DeltaWeekly2		

Created with Omega Research ProSuite 2000i © 1999

When you apply an EasyLanguage indicator, TradeStation links with the AstroTrader program. The TradeStation indicator and AstroTrader work together to complete the astrology calculations and the indicator plots the results on the TradeStation price chart. The AstroTrader EasyLanguage indicators perform a wide variety of astrology calculations. There is a complete list of the AstroTrader EasyLanguage indicators with screen shots on the VRI web site, [www.marketwarrior.com](http://www.marketwarrior.com).

The chart below shows the AstroTrader2000 indicator used to find future aspects. This chart is a screen shot taken from TradeStation2000i. The price data is for IBM and the aspect being found is the Moon conjunction Venus which is the first aspect listed for IBM on page 159 of this encyclopedia.



Created with Omega Research ProSuite 2000i (c) 1999

If you would like more information about AstroTrader2000 go to the Vibration Research Institute web site at [www.marketwarrior.com](http://www.marketwarrior.com).

If you would like more information about TradeStation2000 or SuperCharts please go to the Omega Research web site at [www.omegaresearch.com](http://www.omegaresearch.com).

The second way in which you can find future aspects is to use a book called an ephemeris. An ephemeris is a book which lists all the planetary longitudes and all the major aspects. At the current time the best ephemeris is sold by Astro Communications Services, inc. The book title is, The American Ephemeris 2001-2010, and the cost is currently \$12.95. ACS also sells an ephemeris titled The American Ephemeris 1991-2000 which covers the previous decade. You can contact ACS for information with the numbers below.

Astro Communication Services  
5521 Ruffin Road  
San Diego CA 92123-1314  
USA  
web: [www.astrocom.com](http://www.astrocom.com)  
fax: 619-492-9917  
orders: 1-800-888-9983

END

## SUPPLEMENT TO THE:

### Encyclopedia of Planetary Aspects for Short Term Trading

Dear Customer,

This supplement address the confusion which the numbers in the second column of this Encyclopedia has caused many readers. The second column in the Encyclopedia does not provide a price expectation. The correlations in the Encyclopedia involve the price direction and duration and have nothing to do with price. The second column shows the average of all the positive and negative trades for the aspect being studied. The second column listings for stocks is dramatically brought down by the extremely lows prices stock trade at early in their life. This number has no real value and should not have been included in the Encyclopedia. The trading expectation which the Encyclopedia provides is the price direction RISE or FALL and the time period of the movement 1, 3, or 10 daily bars.

For the number in the second column to have value the correlations between the price data and the aspect would have to be made by comparing the size of the price move to the aspect. When we studied this correlation method we found that it did not work because the low volatility which occurs in the early years of trading for many stocks generated no correlations. Also after a stock split there is often an extended period of low activity which generated very few correlations. Almost no aspect will correlate with the size of a price move during these periods of low activity so we correlated aspects to direction and duration not price.

To place a size estimate on the price move I use the current volatility as measured by the Average True Range. I would expect you would also use some current volatility measurement. If the Encyclopedia calls for a 1 day trade I look at the average one day range. For a 3 day trade I look at the 3 day ATR and a 10 day ATR for a 10 day trade. These volatility measurements are used to estimate the expected price move. Also, when trading any short term method make sure you identify the longer term movements. It is unwise to take a short term trade opposite the direction of the trend. For a 10 bar trade I watch a 40 bar moving average and a 9 bar zig zag indicator to make sure the Encyclopedia listing is in the same direction of the trend and swings. For a 1 or 3 bar trade I watch a 20 bar moving average and a 3 bar zig zag indicator to make sure the Encyclopedia listing is in the same direction of the trend and swings. When everything lines up I trade, when things do not line up I do not trade. Hopefully this will make it easier to put the information in the encyclopedia to good use.

Regards  
Vibration Research Institute  
P.O. Box 152672  
Austin, TX 78715-2672  
business phone (512)280-5112  
Email: [support@marketwarrior.com](mailto:support@marketwarrior.com)  
Web page: <http://www.marketwarrior.com>