



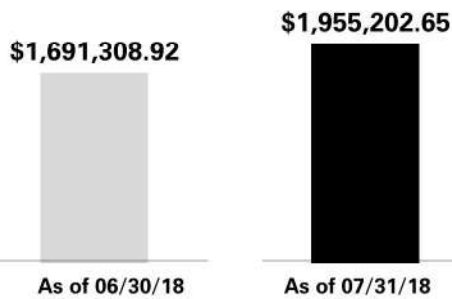
July 1, 2018 - July 31, 2018

Account Type: INDIVIDUAL

E\*TRADE Securities LLC  
P.O. Box 484  
Jersey City, NJ 07303-0484  
1-800-503-9260  
etrade.com Member FINRA/SIPC

E\*TRADE Platinum  
Investment Account

## Account At A Glance



Net Change: \$263,893.73

DETACH HERE

DETACH HERE

Use This Deposit Slip

Please do not send cash

Make checks payable to E\*TRADE Securities LLC

Mail deposits to:

TOTAL DEPOSIT

Dollars	Cents

E\*TRADE SECURITIES LLC  
P.O. Box 484  
Jersey City, NJ 07303-0484

E\*TRADE®



Please refer to the E\*TRADE Securities LLC ("ETS") Customer Agreement (the "Customer Agreement") for a complete discussion of the terms and conditions governing your account. If you have questions regarding the Customer Agreement or your account, please email us through [etrade.com](mailto:etrade.com) or call 800-ETRADE1. THE INFORMATION CONTAINED IN YOUR ACCOUNT STATEMENT SHALL BE BINDING UPON YOU IF YOU DO NOT OBJECT, EITHER IN WRITING OR VIA ELECTRONIC MAIL, WITHIN FIVE (5) DAYS AFTER THE ACCOUNT STATEMENT IS FIRST RECEIVED BY YOU. In case of errors or questions about your electronic transfers please telephone us at 800-ETRADE-1 immediately or write us at E\*TRADE Securities LLC, PO Box 484, Jersey City, NJ 07303-0484, if you think your statement or receipt is wrong or if you need more information about a transfer on the statement or receipt. We must hear from you no later than 60 days after we sent you the FIRST statement on which the error or the problem appeared. When you contact us, you must:

1. Tell us your name, account number, and ATM card or Check card number.
2. Describe the error or the transfer you are unsure about, and explain as clearly as you can why you believe there is an error or why you need more information.
3. Tell us the dollar amount of the suspected error.

We will investigate your complaint and will correct any error promptly. If we take more than 10 business days to do this, we will credit your account for the amount you think is in error, so that you will have the use of the money during the time it takes us to complete our investigation.

Securities products and services are offered by ETS, Member FINRA/SIPC. Your account is carried by ETS, Member FINRA/SIPC, which maintains your funds and securities deposited with ETS directly by you. Inquiries concerning the positions and balances in your account may be directed to ETS at 800-503-9260. All other inquiries regarding your account or the activity therein should be directed to ETS. Please promptly report any inaccuracy or discrepancy in your account to ETS at 800-503-9260. You should re-confirm any oral communication in writing to further protect your rights, including rights under the Securities Investor Protection Act.

**Applicable Rules and Regulations.** All transactions in your account shall be subject to the constitution, rules, regulations, customs, and usages of the exchange or market, and its clearing house, where the transactions are executed by ETS or its agents, including ETS affiliates. Also, where applicable, the transactions shall be subject to the provisions of the Securities Act of 1933, as amended, the Securities Exchange Act of 1934, as amended, and the rules and regulations of the Securities and Exchange Commission ("SEC"), the Board of Governors of the Federal Reserve System, and any applicable self-regulatory organization. For information about FINRA's Broker Check Program, including an investor brochure, please contact FINRA at 800-289-9999 or [www.finra.org](http://www.finra.org).

**Securities Pricing.** The amounts printed in the total market value column of the Account Holdings section, or any amounts derived therefrom, are based on US month end prices and are provided to us by outside quotation services for the securities currently held by us in your account. Prices of municipal bonds, certain over-the-counter securities, and federal obligations are approximations and are only for guidance purposes. The prices used are based on the last reported transaction known to the quotation services or the yields or values that are calculated on the basis of these prices. The value of brokered CDs reflected on this statement is estimated by a third-party pricing service. Actual value may differ if you elect to sell your CD(s) in the secondary market.

**Interest/Dividends.** We are required by law to report annually to you and to the Internal Revenue Service on Form 1099 any taxable interest, dividends, and capital gains credited to your account, as well as any taxes withheld. The year-to-date figures shown on your statement reflect these amounts classified to the best of our current knowledge. However, some payments are subject to reclassification, which will be reflected on subsequent statements if we are advised of them prior to the end of the calendar year.

**SIPC and other Insurance Coverage.** ETS is a member of the Securities Investor Protection Corporation ("SIPC"). SIPC currently protects the assets in each of your securities accounts at ETS up to \$500,000 (including \$250,000 for claims for cash). Visit [www.sipc.org](http://www.sipc.org) or call 202-371-8300 for more information including a brochure on SIPC protection. (Please note that money market mutual fund balances are not considered cash; they are considered to be securities.) Additional protection for ETS has been secured through an independent insurer. More information about which can be found at <https://us.etrade.com/customer-service/faq>. The market risks associated with investing and any resulting losses are not covered by SIPC or the additional protection.

**Payment for Order Flow.** The SEC (as well as FINRA) requires that all broker-dealers inform their customers when a new account is opened, and on an annual basis thereafter, of payment for order flow practices (compensation received for placing orders through specialists on national securities exchanges, over-the-counter market makers, alternative trading systems, and ECN's (collectively, "market centers")). Consistent with the overriding principle of best execution, ETS routes orders to various market centers. ETS receives remuneration (generally in the form of per share cash payments or through profit sharing arrangements) for routing orders in securities to particular market centers for execution. Such remuneration is considered compensation to ETS, and the source and amount of any compensation received in connection with your transaction will be disclosed to you upon written request. ETS, absent instructions from you to the contrary, takes a number of factors into consideration in determining where to route customers' orders, including the speed of execution, price improvement opportunities (executions at prices superior to the then prevailing inside market), automatic execution guarantees, the availability of efficient and reliable order handling systems, the level of service provided, the cost of executing orders and whether it will receive cash or non-cash payments for routing order flow, and reciprocal business arrangements.

**Margin Accounts.** The amount of margin required will be the greater of (1) the amount required by applicable laws, regulations, the rules of applicable self-regulatory organizations and clearinghouses, or (2) the amount required by ETS in its sole discretion. You will be charged interest on a daily basis on all debit balances that you owe to ETS and on credit extended to you by ETS for the purpose of purchasing, carrying, or trading in securities or otherwise. Interest is calculated on a 360-day basis using settlement date balances. Except as otherwise agreed by you and ETS, the applicable interest rate for margin loans will be determined by adding the prevailing base rate and the applicable sliding scale percentage rate, which is in turn determined by your average daily debit balance. Your stated interest rate is subject to change without notice during each period in accordance with fluctuations in your average daily debit balance and changes to the base rate that are attributable to a change in the Federal Funds rate. ETS will provide you with at least 30 days' prior written notice before changing your stated interest rate for any other reason. Information about ETS's base rate is available upon written request to ETS. For more information on how ETS calculates interest, please see the Customer Agreement. If you have a margin account, this statement is a combined statement for both your margin account and special memorandum account. The permanent record of the separate account as required by Regulation T of the Federal Reserve Board is available for your inspection.

**Free Credit Balances.** Any cash balances in your securities account, which represent an obligation of ETS, are payable to you upon demand and referred to as free credit balances. Your free credit cash balances: 1) can be maintained in the securities account and will earn interest through the "Cash Balance Program" as more fully described at: [www.etrade.com/cashbalance](http://www.etrade.com/cashbalance), and 2) as such are held unsegregated and may be used by ETS in the conduct of its business, subject to the limitations of Rule 15c3-3 under the Securities Exchange Act of 1934. Your free credit cash balances can alternatively be directed to other cash balance options.

**Other Cash Balance Option.** In addition to the Cash Balance Program you may have the option to have free credit balances in your securities account automatically transferred to a bank sweep product, which is an account at a bank (or banks, collectively, "Program Banks") whose deposits are insured by the FDIC, but which are not obligations of ETS. Accounts opened prior to May 10, 2018 may also be eligible to have their free credit balances transferred to certain money market mutual funds. For detailed information about the products available for free credit balances go to [www.etrade.com/sweepoptions](http://www.etrade.com/sweepoptions) ("Sweep Program"). The products available under the Sweep Program may change at any time. Notification of changes will be provided to the extent required by applicable law. Additionally, you may at any time change your selection among the products available in the Sweep Program. You may elect, subject to any limitation set forth in any Sweep Program agreement or, with respect to an account at a bank, under federal banking laws (which includes, without limitation, program banks' potential requirement of seven days' notice before permitting a withdrawal or transfer of funds from such account) that the balance in the bank deposit account be returned, or shares of the money market mutual fund in which you have a beneficial interest be liquidated and the proceeds returned, as applicable, to the securities account or remitted to you. With respect to your decision to participate in a bank sweep product, please remember you are responsible for monitoring the cash balance of your bank sweep accounts deposited with the Program Banks to determine whether you have total deposit balances held in the same capacity at any Program Bank in excess of the \$250,000 FDIC deposit insurance limit.

**Options Trading.** If you are approved for options trading, you are responsible for advising ETS of any material changes in your investment objectives or financial situation. Additionally, further information regarding commissions and other charges related to the execution of option transactions has been included in the confirmations of such transactions previously provided to you. Such information will also be made available promptly upon request.

**Random Allocation of Options Assignment Notices.** Assignment notices for short option contracts are allocated among customer short option positions in accordance with a random allocation method. A detailed description of ETS's random allocation method is available at [etrade.com](http://etrade.com) and a hard copy of the allocation procedures is available upon request.

**Financial Statement.** A financial statement of ETS is available for your inspection at its offices or at [etrade.com](http://etrade.com) or will be mailed to you upon your written request.

**Valuation of Certain Alternative Investments (including DPP and REIT securities).** Account statements for Individual Retirement Accounts may include valuations for alternative investments. The values of such investments are estimated and reflect either the most recent valuation provided to ETS by the issuer of the investment, or a valuation provided by an independent third party, which ETS will obtain as part of its services, on an annual or more frequent basis. ETS does not provide a guarantee of the value or the appropriateness of the appraisal methodology applied by the independent third party in providing a value and ETS assumes no responsibility for verifying the accuracy of any valuation presented. Failure of the issuer to provide a timely valuation is your sole responsibility. The investment may reflect no value if a valuation was unavailable or is inaccurate. Investment in non-publicly traded securities, which includes alternative investments, often involves higher risk and less liquidity than other more traditional investments. Because there is generally no secondary market for alternative investments, the values reported to you should not be relied upon as any indication of market value. You may be able to sell your interests in the alternative investments held in your account, if at all, only for amounts that are substantially less than their purchase price or the estimated values showing on your account statements. If your statement reflects a distribution that included a return of capital on Direct Participation Programs and/or REITs, please note that said distributions are reported and a net investment per share estimated value is also reported. Pricing and distribution information has been provided by the sponsor, issuer or other external party responsible for reporting of the DPP or REIT and the classification of distributions as income or return of capital, in whole or in part, is subject to final accounting by such party(ies) and will be reported to you on a Form 1099 or K-1, as applicable.

ETS is an indirect subsidiary of E\*TRADE Financial Corporation. If you have a complaint, please call 800-ETRADE1, or write to: E\*TRADE Securities LLC, P.O. Box 484, Jersey City, NJ 07303-0484.

#### Definitions:

**Activity/Trade Date.** Trade date or transaction date of other entries.

**Total Portfolio Percent.** Percentage of your holding by issue of security.

**DIV/CPN% Yield.** Annual dividend or bond % yield.

**Open Orders.** Buy or sell orders for securities that have not yet been executed or canceled.

**Symbol/CUSIP.** The symbol or identification number for each security.

**\*\*\*** Denotes a security where either the country of issue or country of incorporation of the issuer is outside the US.

**Unsettled Trades.** Based on the timing of statement generation, the value of certain unsettled trades may not be reflected in the Account Value Summary. Please e-mail us through [etrade.com](mailto:etrade.com) or call 800-ETRADE1 with any questions.

SIRB240 - 07/18





Statement Period : July 1, 2018 - July 31, 2018

Account Type: INDIVIDUAL

Direct your service and investment questions to:


VINCENT [REDACTED]  
Platinum Client Group  
800-503-9260

## ACCOUNT OVERVIEW

Last Statement Date: June 30, 2018

Beginning Account Value (On 06/30/18): \$ 1,691,308.92  
Ending Account Value (On 07/31/18): \$ 1,955,202.65  
Net Change: \$ 263,893.73For current rates, please visit [etrade.com/rates](http://etrade.com/rates)

## ASSET ALLOCATION (AS OF 07/31/18)



100.00% - Cash &amp; Equivalents

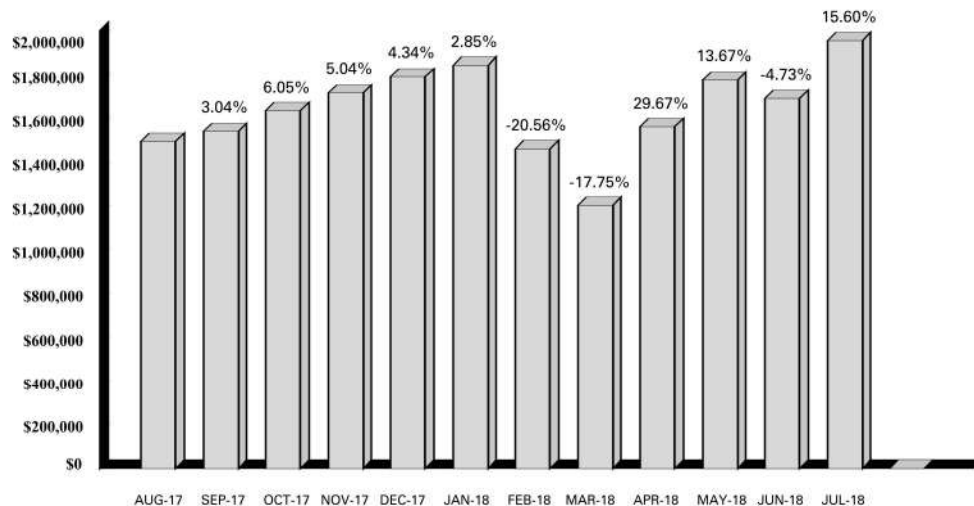
## ACCOUNT VALUE SUMMARY

	AS OF 07/31/18	AS OF 06/30/18	% CHANGE
Cash & Equivalents	\$1,603,462.33	\$1,601,723.83	0.11%
Margin Balance	\$ 740,818.32	\$ 444,907.09	66.51%
<b>Total Cash/Margin Debt</b>	<b>\$2,344,280.65</b>	<b>\$2,046,630.92</b>	<b>14.54%</b>
Stocks, Options & ETF (Long)	\$ 0.00	\$ 146,006.00	-100.00%
Stocks, Options & ETF (Short)	\$ -389,078.00	\$ -501,328.00	22.39%
<b>Total Value of Securities</b>	<b>\$ -389,078.00</b>	<b>\$ -355,322.00</b>	<b>-9.50%</b>
<b>Net Account Value</b>	<b>\$1,955,202.65</b>	<b>\$1,691,308.92</b>	<b>15.60%</b>

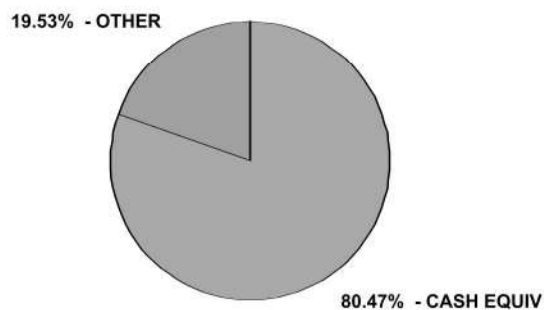
Securities products and services are offered by E\*TRADE Securities LLC, Member FINRA/SIPC. Sweep Deposit Account is a bank deposit account with E\*TRADE Bank, a Federal savings bank, Member FDIC. Sweep deposit accounts at each bank are FDIC-insured up to a maximum of \$250,000. Securities products and cash balances other than Sweep Deposit Account funds are not FDIC-insured, are not guaranteed deposits or obligations of E\*TRADE Bank, and are subject to investment risk, including possible loss of the principal invested.

Statement Period : July 1, 2018 - July 31, 2018

Account Type: INDIVIDUAL

**NET ACCOUNT VALUE BY MONTH END**

**ACCOUNT TRANSACTION SUMMARY**

DESCRIPTION	THIS PERIOD	YEAR TO DATE
Securities Purchased	\$ -82,781.78	\$ -2,956,942.21
Securities Sold	\$ 378,693.01	\$ 3,393,045.80
<b>Dividends Received</b>		
Taxable	\$ 1,738.50	\$ 10,046.81

**TOP 10 ACCOUNT HOLDINGS (AS OF 07/31/18)**


Statement Period : July 1, 2018 - July 31, 2018

Account Type: INDIVIDUAL

## ACCOUNT HOLDINGS

## CASH &amp; CASH EQUIVALENTS (80.47% of Holdings)

DESCRIPTION	PORTFOLIO %	AMOUNT
<b>JPMORGAN 100% US TREASURY FD</b>		
The shares of your money market sweep fund may be liquidated on your order and proceeds returned to your securities account or remitted to you.		
Opening Balance		1,601,723.83
Closing Balance	80.47	1,603,462.33
Average Balance		1,601,723.83
<b>TOTAL CASH &amp; CASH EQUIVALENTS</b>	<b>80.47%</b>	<b>\$1,603,462.33</b>
<b>TOTAL CASH &amp; CASH EQUIVALENTS YTD DIVIDENDS (SWEEP ONLY)</b>		<b>\$10,046.81</b>

## STOCKS, OPTIONS &amp; EXCHANGE-TRADED FUNDS (0.00% of Holdings)

DESCRIPTION	SYMBOL/ CUSIP	ACCT TYPE	QUANTITY	PRICE	TOTAL MKT VALUE	PORTFOLIO (%)	EST. ANNUAL INCOME	EST. ANNUAL YIELD (%)
***BAIDU INC SPONSORED ADR REPSTG ORD SHS CL A	BIDU	Margin		247.1800	0.00	0.00		
CALL AMZN 06/29/18 1820		Margin			0.00	0.00		
AMAZON.COM INC EXP 06/29/2018								
CALL FB 06/29/18 210 FACEBOOK INC CL A EXP 06/29/2018		Margin			0.00	0.00		
PUT AAPL 09/21/18 125 APPLE INC EXP 09/21/2018		Margin		0.0300	0.00	0.00		
PUT AAPL 09/21/18 130 APPLE INC EXP 09/21/2018		Margin		0.0500	0.00	0.00		
PUT AAPL 09/21/18 135 APPLE INC EXP 09/21/2018		Margin		0.0800	0.00	0.00		
PUT ABBV 01/18/19 95 ABBVIE INC EXP 01/18/2019		Margin		8.2500	0.00	0.00		
PUT FB 06/29/18 195 FACEBOOK INC CL A EXP 06/29/2018		Margin			0.00	0.00		

Statement Period : July 1, 2018 - July 31, 2018

Account Type: INDIVIDUAL

## STOCKS, OPTIONS &amp; EXCHANGE-TRADED FUNDS (Continued)

DESCRIPTION	SYMBOL/ CUSIP	ACCT TYPE	QUANTITY	PRICE	TOTAL MKT VALUE	PORTFOLIO (%)	EST. ANNUAL INCOME	EST. ANNUAL YIELD (%)
PUT GS 08/17/18 190 GOLDMAN SACHS GROUP INC EXP 08/17/2018		Margin		0.0400	0.00	0.00		
PUT GS 09/21/18 180 GOLDMAN SACHS GROUP INC EXP 09/21/2018		Margin		0.0300	0.00	0.00		
PUT LMT 06/29/18 280 LOCKHEED MARTIN CORP EXP 06/29/2018		Margin			0.00	0.00		
PUT LMT 08/17/18 275 LOCKHEED MARTIN CORP EXP 08/17/2018		Margin		0.1000	0.00	0.00		
PUT QQQ 06/29/18 144 INVESCO QQQ TRUST SERIES 1 EXP 06/29/2018		Margin			0.00	0.00		
PUT RTN 06/29/18 187.50 RAYTHEON CO EXP 06/29/2018		Margin			0.00	0.00		
PUT RTN 08/03/18 177.50 RAYTHEON CO EXP 08/03/2018		Margin		0.0500	0.00	0.00		
PUT TSLA 06/29/18 310 TESLA INC EXP 06/29/2018		Margin			0.00	0.00		

## SECURITIES SOLD SHORT (19.53% of Holdings)

DESCRIPTION	SYMBOL/ CUSIP	ACCT TYPE	QUANTITY	PRICE	TOTAL MKT VALUE	PORTFOLIO (%)	EST. ANNUAL INCOME	EST. ANNUAL YIELD (%)
CALL AVGO 08/03/18 237.50 BROADCOM INC EXP 08/03/2018		Margin	2	0.1800	-36.00	0.00		



Statement Period : July 1, 2018 - July 31, 2018

Account Type: INDIVIDUAL

## SECURITIES SOLD SHORT (Continued)

DESCRIPTION	SYMBOL/ CUSIP	ACCT TYPE	QUANTITY	PRICE	TOTAL MKT VALUE	PORTFOLIO (%)	EST. ANNUAL INCOME	EST. ANNUAL YIELD (%)
CALL BIDU 08/03/18 277.50 BAIDU INC EXP 08/03/2018		Margin	2	0.5300	-106.00	0.01		
CALL DUST 01/18/19 30 DIREXION DLY GLD MNRS INX BR EXP 01/18/2019		Margin	20	3.1000	-6,200.00	0.31		
CALL DUST 08/10/18 29.50 DIREXION DLY GLD MNRS INX BR EXP 08/10/2018		Margin	10	0.2500	-250.00	0.01		
CALL DUST 08/17/18 29 DIREXION DLY GLD MNRS INX BR EXP 08/17/2018		Margin	21	0.6500	-1,365.00	0.07		
CALL DUST 08/24/18 27.50 DIREXION DLY GLD MNRS INX BR EXP 08/24/2018		Margin	15	1.4000	-2,100.00	0.11		
CALL DUST 08/24/18 29 DIREXION DLY GLD MNRS INX BR EXP 08/24/2018		Margin	20	1.0000	-2,000.00	0.10		
CALL DUST 08/31/18 28.50 DIREXION DLY GLD MNRS INX BR EXP 08/31/2018		Margin	19	1.1500	-2,185.00	0.11		
CALL DUST 08/31/18 29 DIREXION DLY GLD MNRS INX BR EXP 08/31/2018		Margin	10	1.0000	-1,000.00	0.05		
CALL DUST 09/07/18 30 DIREXION DLY GLD MNRS INX BR EXP 09/07/2018		Margin	10	0.8500	-850.00	0.04		





Statement Period : July 1, 2018 - July 31, 2018

Account Type: INDIVIDUAL

## SECURITIES SOLD SHORT (Continued)

DESCRIPTION	SYMBOL/ CUSIP	ACCT TYPE	QUANTITY	PRICE	TOTAL MKT VALUE	PORTFOLIO (%)	EST. ANNUAL INCOME	EST. ANNUAL YIELD (%)
CALL DUST 09/21/18 29 DIREXION DLY GLD MNRS INX BR EXP 09/21/2018		Margin	35	1.5500	-5,425.00	0.27		
CALL DUST 10/19/18 32 DIREXION DLY GLD MNRS INX BR EXP 10/19/2018		Margin	25	1.4500	-3,625.00	0.18		
CALL DUST 12/21/18 29 DIREXION DLY GLD MNRS INX BR EXP 12/21/2018		Margin	9	3.2000	-2,880.00	0.14		
CALL DUST 12/21/18 30 DIREXION DLY GLD MNRS INX BR EXP 12/21/2018		Margin	50	2.8500	-14,250.00	0.72		
CALL MCD 08/10/18 175 MCDONALDS CORP EXP 08/10/2018		Margin	5	0.2100	-105.00	0.01		
PUT AAPL 01/18/19 120 APPLE INC EXP 01/18/2019		Margin	5	0.2800	-140.00	0.01		
PUT AAPL 08/17/18 170 APPLE INC EXP 08/17/2018		Margin	10	0.8000	-800.00	0.04		
PUT AMZN 01/18/19 1050 AMAZON.COM INC EXP 01/18/2019		Margin	20	2.9600	-5,920.00	0.30		
PUT AMZN 01/18/19 900 AMAZON.COM INC EXP 01/18/2019		Margin	5	0.9000	-450.00	0.02		
PUT AMZN 06/21/19 1130 AMAZON.COM INC EXP 06/21/2019		Margin	10	15.6000	-15,600.00	0.78		
PUT AMZN 06/21/19 1170 AMAZON.COM INC EXP 06/21/2019		Margin	7	18.9000	-13,230.00	0.66		
PUT AMZN 08/03/18 1600 AMAZON.COM INC EXP 08/03/2018		Margin	8	0.3600	-288.00	0.01		



Statement Period : July 1, 2018 - July 31, 2018

Account Type: INDIVIDUAL

## SECURITIES SOLD SHORT (Continued)

DESCRIPTION	SYMBOL/ CUSIP	ACCT TYPE	QUANTITY	PRICE	TOTAL MKT VALUE	PORTFOLIO (%)	EST. ANNUAL INCOME	EST. ANNUAL YIELD (%)
PUT AMZN 08/10/18 1600 AMAZON.COM INC EXP 08/10/2018		Margin	8	1.6600	-1,328.00	0.07		
PUT AMZN 08/17/18 1600 AMAZON.COM INC EXP 08/17/2018		Margin	8	3.6500	-2,920.00	0.15		
PUT AMZN 08/24/18 1600 AMAZON.COM INC EXP 08/24/2018		Margin	10	5.5000	-5,500.00	0.28		
PUT AMZN 08/31/18 1600 AMAZON.COM INC EXP 08/31/2018		Margin	2	8.4500	-1,690.00	0.08		
PUT ATVI 08/10/18 67 ACTIVISION BLIZZARD INC EXP 08/10/2018		Margin	5	0.3900	-195.00	0.01		
PUT ATVI 08/17/18 67.50 ACTIVISION BLIZZARD INC EXP 08/17/2018		Margin	5	0.6500	-325.00	0.02		
PUT ATVI 08/24/18 67.50 ACTIVISION BLIZZARD INC EXP 08/24/2018		Margin	5	0.7900	-395.00	0.02		
PUT ATVI 08/31/18 67.50 ACTIVISION BLIZZARD INC EXP 08/31/2018		Margin	5	0.9400	-470.00	0.02		
PUT ATVI 09/07/18 60 ACTIVISION BLIZZARD INC EXP 09/07/2018		Margin	5	0.2800	-140.00	0.01		
PUT ATVI 09/21/18 60 ACTIVISION BLIZZARD INC EXP 09/21/2018		Margin	5	0.3400	-170.00	0.01		
PUT ATVI 11/16/18 62.50 ACTIVISION BLIZZARD INC EXP 11/16/2018		Margin	10	1.3600	-1,360.00	0.07		
PUT AVGO 08/17/18 175 BROADCOM INC EXP 08/17/2018		Margin	5	0.0500	-25.00	0.00		

Statement Period : July 1, 2018 - July 31, 2018

Account Type: INDIVIDUAL

## SECURITIES SOLD SHORT (Continued)

DESCRIPTION	SYMBOL/ CUSIP	ACCT TYPE	QUANTITY	PRICE	TOTAL MKT VALUE	PORTFOLIO (%)	EST. ANNUAL INCOME	EST. ANNUAL YIELD (%)
PUT AVGO 08/17/18 232.50 BROADCOM INC EXP 08/17/2018		Margin	4	12.3000	-4,920.00	0.25		
PUT BABA 08/03/18 177.50 ALIBABA GROUP HOLDING LIMITED EXP 08/03/2018		Margin	8	0.1700	-136.00	0.01		
PUT BABA 08/10/18 170 ALIBABA GROUP HOLDING LIMITED EXP 08/10/2018		Margin	5	0.2600	-130.00	0.01		
PUT BABA 08/10/18 172.50 ALIBABA GROUP HOLDING LIMITED EXP 08/10/2018		Margin	5	0.4400	-220.00	0.01		
PUT BABA 08/10/18 177.50 ALIBABA GROUP HOLDING LIMITED EXP 08/10/2018		Margin	3	0.9400	-282.00	0.01		
PUT BABA 08/17/18 170 ALIBABA GROUP HOLDING LIMITED EXP 08/17/2018		Margin	20	0.6400	-1,280.00	0.06		
PUT BABA 08/24/18 172.50 ALIBABA GROUP HOLDING LIMITED EXP 08/24/2018		Margin	25	2.1100	-5,275.00	0.26		
PUT BABA 08/31/18 172.50 ALIBABA GROUP HOLDING LIMITED EXP 08/31/2018		Margin	25	2.5000	-6,250.00	0.31		

Statement Period : July 1, 2018 - July 31, 2018

Account Type: INDIVIDUAL

## SECURITIES SOLD SHORT (Continued)

DESCRIPTION	SYMBOL/ CUSIP	ACCT TYPE	QUANTITY	PRICE	TOTAL MKT VALUE	PORTFOLIO (%)	EST. ANNUAL INCOME	EST. ANNUAL YIELD (%)
PUT BABA 09/07/18 172.50 ALIBABA GROUP HOLDING LIMITED EXP 09/07/2018		Margin	10	2.9500	-2,950.00	0.15		
PUT BABA 09/21/18 170 ALIBABA GROUP HOLDING LIMITED EXP 09/21/2018		Margin	20	3.2500	-6,500.00	0.33		
PUT BABA 10/19/18 160 ALIBABA GROUP HOLDING LIMITED EXP 10/19/2018		Margin	25	2.3600	-5,900.00	0.30		
PUT BABA 10/19/18 165 ALIBABA GROUP HOLDING LIMITED EXP 10/19/2018		Margin	20	3.2500	-6,500.00	0.33		
PUT BA 01/18/19 280 BOEING CO EXP 01/18/2019		Margin	5	3.3500	-1,675.00	0.08		
PUT BA 01/18/19 295 BOEING CO EXP 01/18/2019		Margin	41	4.9000	-20,090.00	1.01		
PUT BA 01/18/19 300 BOEING CO EXP 01/18/2019		Margin	35	5.3500	-18,725.00	0.94		
PUT BA 08/17/18 300 BOEING CO EXP 08/17/2018		Margin	3	0.1500	-45.00	0.00		
PUT BA 09/21/18 335 BOEING CO EXP 09/21/2018		Margin	6	4.3500	-2,610.00	0.13		
PUT BIDU 08/10/18 205 BAIDU INC EXP 08/10/2018		Margin	5	0.2300	-115.00	0.01		
PUT BIDU 08/24/18 227.50 BAIDU INC EXP 08/24/2018		Margin	5	2.9700	-1,485.00	0.07		





Statement Period : July 1, 2018 - July 31, 2018

Account Type: INDIVIDUAL

## SECURITIES SOLD SHORT (Continued)

DESCRIPTION	SYMBOL/ CUSIP	ACCT TYPE	QUANTITY	PRICE	TOTAL MKT VALUE	PORTFOLIO (%)	EST. ANNUAL INCOME	EST. ANNUAL YIELD (%)
PUT BIDU 08/31/18 227.50 BAIDU INC EXP 08/31/2018		Margin	5	3.6000	-1,800.00	0.09		
PUT BIDU 09/07/18 227.50 BAIDU INC EXP 09/07/2018		Margin	5	3.9500	-1,975.00	0.10		
PUT BIDU 09/21/18 200 BAIDU INC EXP 09/21/2018		Margin	5	0.9300	-465.00	0.02		
PUT BIDU 09/21/18 220 BAIDU INC EXP 09/21/2018		Margin	5	3.4000	-1,700.00	0.09		
PUT BLK 10/19/18 470 BLACKROCK INC EXP 10/19/2018		Margin	3	6.9600	-2,088.00	0.10		
PUT DIS 10/19/18 92.50 WALT DISNEY CO EXP 10/19/2018		Margin	15	0.2500	-375.00	0.02		
PUT EA 01/18/19 100 ELECTRONIC ARTS INC EXP 01/18/2019		Margin	5	1.8000	-900.00	0.05		
PUT EA 01/18/19 110 ELECTRONIC ARTS INC EXP 01/18/2019		Margin	10	2.8400	-2,840.00	0.14		
PUT EA 09/21/18 115 ELECTRONIC ARTS INC EXP 09/21/2018		Margin	5	1.0800	-540.00	0.03		
PUT EA 10/19/18 110 ELECTRONIC ARTS INC EXP 10/19/2018		Margin	10	1.1600	-1,160.00	0.06		
PUT EA 10/19/18 115 ELECTRONIC ARTS INC EXP 10/19/2018		Margin	5	1.8400	-920.00	0.05		
PUT EA 12/21/18 110 ELECTRONIC ARTS INC EXP 12/21/2018		Margin	10	2.3600	-2,360.00	0.12		
PUT FB 01/18/19 140 FACEBOOK INC CL A EXP 01/18/2019		Margin	30	2.4900	-7,470.00	0.37		

Statement Period : July 1, 2018 - July 31, 2018

Account Type: INDIVIDUAL

**SECURITIES SOLD SHORT (Continued)**

DESCRIPTION	SYMBOL/ CUSIP	ACCT TYPE	QUANTITY	PRICE	TOTAL MKT VALUE	PORTFOLIO (%)	EST. ANNUAL INCOME	EST. ANNUAL YIELD (%)
PUT FB 01/18/19 150 FACEBOOK INC CL A EXP 01/18/2019		Margin	159	4.3000	-68,370.00	3.43		
PUT FB 08/03/18 172.50 FACEBOOK INC CL A EXP 08/03/2018		Margin	5	1.9600	-980.00	0.05		
PUT FB 08/10/18 172.50 FACEBOOK INC CL A EXP 08/10/2018		Margin	5	3.1000	-1,550.00	0.08		
PUT FB 08/10/18 175 FACEBOOK INC CL A EXP 08/10/2018		Margin	5	4.5000	-2,250.00	0.11		
PUT FB 08/17/18 175 FACEBOOK INC CL A EXP 08/17/2018		Margin	5	5.3000	-2,650.00	0.13		
PUT FB 08/24/18 155 FACEBOOK INC CL A EXP 08/24/2018		Margin	5	0.5600	-280.00	0.01		
PUT FB 08/31/18 155 FACEBOOK INC CL A EXP 08/31/2018		Margin	5	0.8200	-410.00	0.02		
PUT FB 09/07/18 180 FACEBOOK INC CL A EXP 09/07/2018		Margin	5	9.9000	-4,950.00	0.25		
PUT FB 09/21/18 150 FACEBOOK INC CL A EXP 09/21/2018		Margin	12	0.8800	-1,056.00	0.05		
PUT FB 10/19/18 150 FACEBOOK INC CL A EXP 10/19/2018		Margin	9	1.5500	-1,395.00	0.07		
PUT FB 10/19/18 155 FACEBOOK INC CL A EXP 10/19/2018		Margin	10	2.2300	-2,230.00	0.11		
PUT FB 11/16/18 150 FACEBOOK INC CL A EXP 11/16/2018		Margin	9	3.1600	-2,844.00	0.14		
PUT FB 11/16/18 155 FACEBOOK INC CL A EXP 11/16/2018		Margin	10	4.3000	-4,300.00	0.22		

Statement Period : July 1, 2018 - July 31, 2018

Account Type: INDIVIDUAL

**SECURITIES SOLD SHORT (Continued)**

DESCRIPTION	SYMBOL/ CUSIP	ACCT TYPE	QUANTITY	PRICE	TOTAL MKT VALUE	PORTFOLIO (%)	EST. ANNUAL INCOME	EST. ANNUAL YIELD (%)
PUT FB 12/21/18 150 FACEBOOK INC CL A EXP 12/21/2018		Margin	14	3.7800	-5,292.00	0.27		
PUT FB 12/21/18 155 FACEBOOK INC CL A EXP 12/21/2018		Margin	10	4.9500	-4,950.00	0.25		
PUT LMT 01/18/19 270 LOCKHEED MARTIN CORP EXP 01/18/2019		Margin	5	2.8000	-1,400.00	0.07		
PUT LMT 01/18/19 280 LOCKHEED MARTIN CORP EXP 01/18/2019		Margin	10	3.9000	-3,900.00	0.20		
PUT LMT 01/18/19 300 LOCKHEED MARTIN CORP EXP 01/18/2019		Margin	15	7.5000	-11,250.00	0.56		
PUT LMT 01/18/19 310 LOCKHEED MARTIN CORP EXP 01/18/2019		Margin	30	10.5000	-31,500.00	1.58		
PUT LMT 08/10/18 275 LOCKHEED MARTIN CORP EXP 08/10/2018		Margin	5	0.0500	-25.00	0.00		
PUT LMT 08/24/18 290 LOCKHEED MARTIN CORP EXP 08/24/2018		Margin	5	0.3000	-150.00	0.01		
PUT LMT 08/31/18 290 LOCKHEED MARTIN CORP EXP 08/31/2018		Margin	5	0.5500	-275.00	0.01		
PUT LMT 09/21/18 265 LOCKHEED MARTIN CORP EXP 09/21/2018		Margin	5	0.4000	-200.00	0.01		
PUT LMT 09/21/18 280 LOCKHEED MARTIN CORP EXP 09/21/2018		Margin	5	0.7000	-350.00	0.02		
PUT LMT 09/21/18 310 LOCKHEED MARTIN CORP EXP 09/21/2018		Margin	5	3.5000	-1,750.00	0.09		
PUT LMT 12/21/18 275 LOCKHEED MARTIN CORP EXP 12/21/2018		Margin	5	2.6500	-1,325.00	0.07		





Statement Period : July 1, 2018 - July 31, 2018

Account Type: INDIVIDUAL

## SECURITIES SOLD SHORT (Continued)

DESCRIPTION	SYMBOL/ CUSIP	ACCT TYPE	QUANTITY	PRICE	TOTAL MKT VALUE	PORTFOLIO (%)	EST. ANNUAL INCOME	EST. ANNUAL YIELD (%)
PUT MCD 01/18/19 150 MCDONALDS CORP EXP 01/18/2019		Margin	30	4.1000	-12,300.00	0.62		
PUT PYPL 10/19/18 70 PAYPAL HOLDINGS INC EXP 10/19/2018		Margin	8	0.7200	-576.00	0.03		
PUT RTN 01/18/19 175 RAYTHEON CO EXP 01/18/2019		Margin	15	3.6000	-5,400.00	0.27		
PUT RTN 08/10/18 175 RAYTHEON CO EXP 08/10/2018		Margin	5	0.0800	-40.00	0.00		
PUT RTN 08/17/18 180 RAYTHEON CO EXP 08/17/2018		Margin	5	0.2300	-115.00	0.01		
PUT RTN 08/17/18 185 RAYTHEON CO EXP 08/17/2018		Margin	5	0.3900	-195.00	0.01		
PUT RTN 08/24/18 177.50 RAYTHEON CO EXP 08/24/2018		Margin	11	0.3000	-330.00	0.02		
PUT RTN 08/31/18 177.50 RAYTHEON CO EXP 08/31/2018		Margin	11	0.4200	-462.00	0.02		
PUT RTN 09/07/18 175 RAYTHEON CO EXP 09/07/2018		Margin	10	0.3400	-340.00	0.02		
PUT RTN 09/21/18 175 RAYTHEON CO EXP 09/21/2018		Margin	20	0.6600	-1,320.00	0.07		
PUT RTN 11/16/18 175 RAYTHEON CO EXP 11/16/2018		Margin	6	2.1900	-1,314.00	0.07		
PUT RTN 11/16/18 180 RAYTHEON CO EXP 11/16/2018		Margin	10	2.9000	-2,900.00	0.15		



Statement Period : July 1, 2018 - July 31, 2018

Account Type: INDIVIDUAL

## SECURITIES SOLD SHORT (Continued)

DESCRIPTION	SYMBOL/ CUSIP	ACCT TYPE	QUANTITY	PRICE	TOTAL MKT VALUE	PORTFOLIO (%)	EST. ANNUAL INCOME	EST. ANNUAL YIELD (%)
PUT TTWO 01/18/19 85 TAKE TWO INTERACTIVE SOFTWARE EXP 01/18/2019		Margin	25	2.0600	-5,150.00	0.26		
<b>TOTAL SECURITIES SOLD SHORT</b>					<b>\$-389,078.00</b>	<b>19.53%</b>		
<b>TOTAL PRICED PORTFOLIO HOLDINGS (ON 07/31/18)</b>					<b>\$1,955,202.65</b>			

## TRANSACTION HISTORY

## SECURITIES PURCHASED OR SOLD

TRADE DATE	SETTLEMENT DATE	DESCRIPTION	SYMBOL/ CUSIP	TRANSACTION TYPE	QUANTITY	PRICE	AMOUNT PURCHASED	AMOUNT SOLD
06/29/18 10:22	07/02/18	PUT BABA 08/17/18 170 ALIBABA GROUP HOLDING LIMITED OPEN CONTRACT		Sold	-1	3.8000		371.37
06/29/18 10:31	07/02/18	PUT BABA 08/17/18 170 ALIBABA GROUP HOLDING LIMITED OPEN CONTRACT		Sold	-4	3.7000		1,471.01
06/29/18 10:09	07/02/18	CALL DUST 07/06/18 28 DIREXION DLY GLD MNRS INX BR CLOSING CONTRACT		Bought	6	0.0500	30.10	
06/29/18 15:52	07/02/18	PUT FB 07/06/18 195 FACEBOOK INC CL A OPEN CONTRACT		Sold	-2	2.7400		539.26
06/29/18 15:52	07/02/18	PUT FB 07/06/18 195 FACEBOOK INC CL A OPEN CONTRACT		Sold	-2	2.7500		549.76
06/29/18 10:12	07/02/18	PUT TSLA 07/06/18 305 TESLA INC OPEN CONTRACT		Sold	-3	1.5600		459.14
06/29/18 15:52	07/02/18	PUT FB 06/29/18 195 FACEBOOK INC CL A CLOSING CONTRACT		Bought	10	0.9500	951.17	
06/29/18 10:13	07/02/18	PUT TSLA 06/29/18 310 TESLA INC CLOSING CONTRACT		Bought	3	0.0100	3.05	

Statement Period : July 1, 2018 - July 31, 2018

Account Type: INDIVIDUAL

**SECURITIES PURCHASED OR SOLD (Continued)**

TRADE DATE	SETTLEMENT DATE	DESCRIPTION	SYMBOL/ CUSIP	TRANSACTION TYPE	QUANTITY	PRICE	AMOUNT PURCHASED	AMOUNT SOLD
06/29/18 10:01	07/02/18	PUT BABA 08/10/18 172.50 ALIBABA GROUP HOLDING LIMITED OPEN CONTRACT		Sold	-5	3.3500		1,665.88
06/29/18 13:32	07/02/18	PUT FB 08/10/18 175 FACEBOOK INC CL A OPEN CONTRACT		Sold	-5	2.2100		1,095.89
06/29/18 10:15	07/02/18	PUT RTN 08/10/18 175 RAYTHEON CO OPEN CONTRACT		Sold	-5	1.1700		575.90
07/02/18 15:38	07/03/18	PUT BAC 07/06/18 29 BANK OF AMERICA CORP CLOSING CONTRACT		Bought	4	0.8100	324.47	
07/02/18 10:30	07/03/18	PUT BA 07/06/18 342.50 BOEING CO CLOSING CONTRACT		Bought	3	10.4100	3,123.35	
07/02/18 10:30	07/03/18	PUT BA 07/06/18 342.50 BOEING CO CLOSING CONTRACT		Bought	5	10.4000	5,200.58	
07/02/18 10:26	07/03/18	PUT BA 07/06/18 350 BOEING CO CLOSING CONTRACT		Bought	3	16.9100	5,073.35	
07/02/18 15:34	07/03/18	PUT BIDU 07/06/18 225 BAIDU INC CLOSING CONTRACT		Bought	10	0.1000	100.17	
07/02/18 15:38	07/03/18	PUT BAC 07/13/18 29 BANK OF AMERICA CORP OPEN CONTRACT		Sold	-4	0.9000		351.01
07/02/18 10:30	07/03/18	PUT BA 07/13/18 342.50 BOEING CO OPEN CONTRACT		Sold	-7	12.0000		8,390.56
07/02/18 10:26	07/03/18	PUT BA 07/13/18 357.50 BOEING CO CLOSING CONTRACT		Bought	5	25.6800	12,840.58	
07/02/18 15:34	07/03/18	PUT BIDU 07/13/18 220 BAIDU INC OPEN CONTRACT		Sold	-5	0.3200		150.90
07/02/18 15:30	07/03/18	CALL BIDU 07/13/18 267.50 BAIDU INC OPEN CONTRACT		Sold	-6	0.3100		176.78
07/02/18 10:26	07/03/18	PUT BA 08/10/18 350 BOEING CO OPEN CONTRACT		Sold	-8	24.3100		19,438.29



Statement Period : July 1, 2018 - July 31, 2018

Account Type: INDIVIDUAL

**SECURITIES PURCHASED OR SOLD (Continued)**

TRADE DATE	SETTLEMENT DATE	DESCRIPTION	SYMBOL/ CUSIP	TRANSACTION TYPE	QUANTITY	PRICE	AMOUNT PURCHASED	AMOUNT SOLD
07/03/18 09:43	07/05/18	PUT FB 08/17/18 175 FACEBOOK INC CL A OPEN CONTRACT		Sold	-5	2.3900		1,194.39
07/03/18 09:59	07/05/18	PUT FB 07/06/18 195 FACEBOOK INC CL A CLOSING CONTRACT		Bought	4	2.8100	1,124.47	
07/03/18 11:37	07/05/18	PUT TSLA 07/06/18 305 TESLA INC CLOSING CONTRACT		Bought	3	2.4600	746.85	
07/03/18 11:41	07/05/18	CALL TSLA 07/06/18 335 TESLA INC CLOSING CONTRACT		Bought	3	1.2000	368.85	
07/03/18 10:06	07/05/18	CALL DUST 07/13/18 28.50 DIREXION DLY GLD MNRS INX BR CLOSING CONTRACT		Bought	5	0.0500	25.08	
07/03/18 09:40	07/05/18	CALL DUST 07/13/18 29 DIREXION DLY GLD MNRS INX BR CLOSING CONTRACT		Bought	5	0.0500	25.08	
07/03/18 09:59	07/05/18	PUT FB 07/13/18 195 FACEBOOK INC CL A OPEN CONTRACT		Sold	-1	4.1100		410.87
07/03/18 09:59	07/05/18	PUT FB 07/13/18 195 FACEBOOK INC CL A OPEN CONTRACT		Sold	-2	4.1000		811.25
07/03/18 09:46	07/05/18	PUT GS 07/13/18 195 GOLDMAN SACHS GROUP INC CLOSING CONTRACT		Bought	5	0.0400	20.08	
07/03/18 09:43	07/05/18	PUT FB 08/03/18 172.50 FACEBOOK INC CL A OPEN CONTRACT		Sold	-5	1.3700		675.90
07/03/18 10:09	07/05/18	PUT GS 08/03/18 197.50 GOLDMAN SACHS GROUP INC OPEN CONTRACT		Sold	-5	0.4700		225.90
07/03/18 10:02	07/05/18	PUT LMT 08/03/18 275 LOCKHEED MARTIN CORP OPEN CONTRACT		Sold	-5	1.8100		895.89
07/03/18 12:00	07/05/18	PUT FB 08/10/18 172.50 FACEBOOK INC CL A OPEN CONTRACT		Sold	-5	1.6800		830.89

Statement Period : July 1, 2018 - July 31, 2018

Account Type: INDIVIDUAL

**SECURITIES PURCHASED OR SOLD (Continued)**

TRADE DATE	SETTLEMENT DATE	DESCRIPTION	SYMBOL/ CUSIP	TRANSACTION TYPE	QUANTITY	PRICE	AMOUNT PURCHASED	AMOUNT SOLD
07/03/18 10:09	07/05/18	PUT GS 08/10/18 197.50 GOLDMAN SACHS GROUP INC OPEN CONTRACT		Sold	-5	0.6400		319.40
07/03/18 10:02	07/05/18	PUT LMT 08/10/18 275 LOCKHEED MARTIN CORP OPEN CONTRACT		Sold	-5	1.8400		919.39
07/05/18 10:31	07/06/18	CALL BIDU 07/20/18 270 BAIDU INC OPEN CONTRACT		Sold	-1	0.5500		54.87
07/05/18 10:31	07/06/18	CALL BIDU 07/20/18 270 BAIDU INC OPEN CONTRACT		Sold	-5	0.5400		269.40
07/05/18 10:23	07/06/18	PUT AVGO 07/20/18 235 BROADCOM INC OPEN CONTRACT		Sold	-2	2.4600		483.26
07/05/18 09:58	07/06/18	PUT BABA 07/06/18 185 ALIBABA GROUP HOLDING LIMITED CLOSING CONTRACT		Bought	3	1.9100	573.35	
07/05/18 10:31	07/06/18	PUT BIDU 08/10/18 205 BAIDU INC OPEN CONTRACT		Sold	-5	1.1100		545.90
07/05/18 10:09	07/06/18	PUT LMT 07/06/18 297.50 LOCKHEED MARTIN CORP CLOSING CONTRACT		Bought	5	1.2500	625.58	
07/05/18 10:23	07/06/18	PUT AVGO 07/13/18 245 BROADCOM INC CLOSING CONTRACT		Bought	2	5.7000	1,140.23	
07/05/18 09:58	07/06/18	PUT BABA 07/13/18 182.50 ALIBABA GROUP HOLDING LIMITED OPEN CONTRACT		Sold	-2	2.5600		503.26
07/05/18 09:58	07/06/18	CALL BABA 07/13/18 205 ALIBABA GROUP HOLDING LIMITED OPEN CONTRACT		Sold	-1	0.0700		6.87
07/05/18 09:58	07/06/18	CALL BABA 07/13/18 205 ALIBABA GROUP HOLDING LIMITED OPEN CONTRACT		Sold	-1	0.0800		7.87



Statement Period : July 1, 2018 - July 31, 2018

Account Type: INDIVIDUAL

**SECURITIES PURCHASED OR SOLD (Continued)**

TRADE DATE	SETTLEMENT DATE	DESCRIPTION	SYMBOL/ CUSIP	TRANSACTION TYPE	QUANTITY	PRICE	AMOUNT PURCHASED	AMOUNT SOLD
07/05/18 11:47	07/06/18	PUT BA 07/13/18 342.50 BOEING CO CLOSING CONTRACT		Bought	3	10.0700	3,021.35	
07/05/18 11:47	07/06/18	PUT BA 07/13/18 342.50 BOEING CO CLOSING CONTRACT		Bought	4	10.0600	4,024.47	
07/05/18 10:31	07/06/18	PUT BIDU 07/13/18 220 BAIDU INC CLOSING CONTRACT		Bought	5	0.1800	90.58	
07/05/18 10:31	07/06/18	CALL BIDU 07/13/18 267.50 BAIDU INC CLOSING CONTRACT		Bought	6	0.1800	108.70	
07/05/18 10:23	07/06/18	PUT AVGO 07/20/18 230 BROADCOM INC OPEN CONTRACT		Sold	-2	1.4300		285.76
07/05/18 10:09	07/06/18	PUT LMT 07/13/18 295 LOCKHEED MARTIN CORP OPEN CONTRACT		Sold	-1	2.2900		220.37
07/05/18 10:09	07/06/18	PUT LMT 07/13/18 295 LOCKHEED MARTIN CORP OPEN CONTRACT		Sold	-2	2.3000		459.76
07/05/18 09:58	07/06/18	PUT BABA 07/27/18 165 ALIBABA GROUP HOLDING LIMITED OPEN CONTRACT		Sold	-1	0.5700		56.87
07/05/18 10:23	07/06/18	CALL AVGO 08/10/18 257.50 BROADCOM INC OPEN CONTRACT		Sold	-2	2.1100		421.76
07/05/18 11:47	07/06/18	PUT BA 08/10/18 342.50 BOEING CO OPEN CONTRACT		Sold	-4	17.6500		7,050.92
07/05/18 12:13	07/06/18	PUT RTN 08/24/18 177.50 RAYTHEON CO OPEN CONTRACT		Sold	-5	1.4500		715.91
07/06/18 12:41	07/09/18	CALL DUST 07/20/18 29 DIREXION DLY GLD MNRS INX BR CLOSING CONTRACT		Bought	11	0.0500	55.18	
07/06/18 15:27	07/09/18	PUT FB 07/20/18 170 FACEBOOK INC CL A CLOSING CONTRACT		Bought	1	0.0500	5.02	



Statement Period : July 1, 2018 - July 31, 2018

Account Type: INDIVIDUAL

**SECURITIES PURCHASED OR SOLD (Continued)**

TRADE DATE	SETTLEMENT DATE	DESCRIPTION	SYMBOL/ CUSIP	TRANSACTION TYPE	QUANTITY	PRICE	AMOUNT PURCHASED	AMOUNT SOLD
07/06/18 09:30	07/09/18	PUT FB 07/13/18 172.50 FACEBOOK INC CL A CLOSING CONTRACT		Bought	5	0.0500	25.08	
07/06/18 09:55	07/09/18	PUT BA 08/03/18 297.50 BOEING CO OPEN CONTRACT		Sold	-2	2.2000		431.26
07/06/18 09:37	07/09/18	CALL MCD 08/10/18 175 MCDONALDS CORP OPEN CONTRACT		Sold	-5	0.3300		155.90
07/06/18 12:20	07/10/18	***BAIDU INC SPONSORED ADR REPSTG ORD SHS CL A	BIDU	Sold	-100	252.0300		25,198.71
07/06/18 12:52	07/10/18	***BAIDU INC SPONSORED ADR REPSTG ORD SHS CL A	BIDU	Sold	-100	251.6400		25,159.71
07/06/18 10:41	07/10/18	***BAIDU INC SPONSORED ADR REPSTG ORD SHS CL A	BIDU	Sold	-100	250.0600		25,001.71
07/06/18 10:56	07/10/18	***BAIDU INC SPONSORED ADR REPSTG ORD SHS CL A	BIDU	Sold	-100	251.3000		25,125.71
07/06/18 10:28	07/10/18	***BAIDU INC SPONSORED ADR REPSTG ORD SHS CL A	BIDU	Sold	-200	249.3000		49,855.38
07/09/18 09:32	07/10/18	PUT BAC 07/20/18 29 BANK OF AMERICA CORP OPEN CONTRACT		Sold	-4	0.8500		331.01
07/09/18 09:30	07/10/18	PUT FB 07/20/18 170 FACEBOOK INC CL A CLOSING CONTRACT		Bought	4	0.0500	20.07	
07/09/18 09:32	07/10/18	PUT BAC 07/13/18 29 BANK OF AMERICA CORP CLOSING CONTRACT		Bought	4	0.7000	280.47	
07/09/18 09:38	07/10/18	PUT FB 07/13/18 175 FACEBOOK INC CL A CLOSING CONTRACT		Bought	8	0.0200	16.13	



Statement Period : July 1, 2018 - July 31, 2018

Account Type: INDIVIDUAL

## SECURITIES PURCHASED OR SOLD (Continued)

TRADE DATE	SETTLEMENT DATE	DESCRIPTION	SYMBOL/ CUSIP	TRANSACTION TYPE	QUANTITY	PRICE	AMOUNT PURCHASED	AMOUNT SOLD
07/10/18 10:01	07/11/18	PUT RTN 11/16/18 175 RAYTHEON CO OPEN CONTRACT		Sold	-5	2.6500		1,315.89
07/10/18 10:01	07/11/18	PUT RTN 11/16/18 175 RAYTHEON CO OPEN CONTRACT		Sold	-1	2.6800		259.37
07/10/18 09:53	07/11/18	PUT FB 07/20/18 175 FACEBOOK INC CL A CLOSING CONTRACT		Bought	8	0.0500	40.13	
07/10/18 10:01	07/11/18	PUT RTN 08/24/18 177.50 RAYTHEON CO OPEN CONTRACT		Sold	-5	0.9000		449.40
07/10/18 10:01	07/11/18	PUT RTN 08/24/18 177.50 RAYTHEON CO OPEN CONTRACT		Sold	-1	0.8900		88.87
07/11/18 09:47	07/12/18	CALL DUST 08/24/18 27.50 DIREXION DLY GLD MNRS INX BR OPEN CONTRACT		Sold	-5	0.6600		320.90
07/11/18 11:17	07/12/18	CALL DUST 08/24/18 27.50 DIREXION DLY GLD MNRS INX BR OPEN CONTRACT		Sold	-5	0.8500		415.91
07/11/18 14:55	07/12/18	CALL DUST 08/24/18 27.50 DIREXION DLY GLD MNRS INX BR OPEN CONTRACT		Sold	-5	1.0000		490.91
07/12/18 14:58	07/13/18	PUT AVGO 08/17/18 175 BROADCOM INC OPEN CONTRACT		Sold	-5	0.7600		370.90
07/12/18 09:46	07/13/18	CALL BIDU 07/20/18 270 BAIDU INC CLOSING CONTRACT		Bought	2	4.1500	830.23	
07/12/18 09:46	07/13/18	CALL BIDU 07/20/18 270 BAIDU INC CLOSING CONTRACT		Bought	4	4.2300	1,692.47	
07/12/18 09:42	07/13/18	PUT AVGO 07/20/18 235 BROADCOM INC CLOSING CONTRACT		Bought	2	34.7200	6,944.23	
07/12/18 09:31	07/13/18	PUT AAPL 09/21/18 130 APPLE INC CLOSING CONTRACT		Bought	5	0.1000	50.08	

Statement Period : July 1, 2018 - July 31, 2018

Account Type: INDIVIDUAL

**SECURITIES PURCHASED OR SOLD (Continued)**

TRADE DATE	SETTLEMENT DATE	DESCRIPTION	SYMBOL/ CUSIP	TRANSACTION TYPE	QUANTITY	PRICE	AMOUNT PURCHASED	AMOUNT SOLD
07/12/18 14:21	07/13/18	PUT GS 07/20/18 200 GOLDMAN SACHS GROUP INC CLOSING CONTRACT		Bought	5	0.0400	20.08	
07/12/18 09:42	07/13/18	PUT AVGO 08/03/18 232.50 BROADCOM INC OPEN CONTRACT		Sold	-4	32.1900		12,866.85
07/12/18 09:42	07/13/18	CALL AVGO 08/03/18 237.50 BROADCOM INC OPEN CONTRACT		Sold	-2	0.6000		119.76
07/12/18 09:42	07/13/18	PUT AVGO 07/20/18 230 BROADCOM INC CLOSING CONTRACT		Bought	2	29.8000	5,960.23	
07/12/18 09:46	07/13/18	CALL BIDU 07/27/18 270 BAIDU INC OPEN CONTRACT		Sold	-1	8.4200		833.36
07/12/18 09:46	07/13/18	CALL BIDU 07/27/18 270 BAIDU INC OPEN CONTRACT		Sold	-2	8.5800		1,715.74
07/12/18 10:07	07/13/18	CALL AVGO 08/10/18 257.50 BROADCOM INC CLOSING CONTRACT		Bought	2	0.1000	20.03	
07/13/18 09:59	07/16/18	CALL DUST 08/31/18 28.50 DIREXION DLY GLD MNRS INX BR OPEN CONTRACT		Sold	-10	0.8500		840.29
07/13/18 13:34	07/16/18	PUT RTN 08/31/18 177.50 RAYTHEON CO OPEN CONTRACT		Sold	-6	0.7200		422.79
07/13/18 15:39	07/16/18	PUT BABA 07/27/18 165 ALIBABA GROUP HOLDING LIMITED CLOSING CONTRACT		Bought	1	0.0800	8.02	
07/16/18 10:12	07/17/18	CALL DUST 09/21/18 29 DIREXION DLY GLD MNRS INX BR OPEN CONTRACT		Sold	-9	1.3600		1,214.41
07/16/18 12:51	07/17/18	PUT BAC 07/20/18 29 BANK OF AMERICA CORP CLOSING CONTRACT		Bought	4	0.0900	36.07	



Statement Period : July 1, 2018 - July 31, 2018

Account Type: INDIVIDUAL

## SECURITIES PURCHASED OR SOLD (Continued)

TRADE DATE	SETTLEMENT DATE	DESCRIPTION	SYMBOL/ CUSIP	TRANSACTION TYPE	QUANTITY	PRICE	AMOUNT PURCHASED	AMOUNT SOLD
07/16/18 10:12	07/17/18	CALL DUST 12/21/18 29 DIREXION DLY GLD MNRS INX BR OPEN CONTRACT		Sold	-9	2.9300		2,635.89
07/16/18 10:45	07/17/18	CALL DUST 12/21/18 30 DIREXION DLY GLD MNRS INX BR OPEN CONTRACT		Sold	-30	2.5500		7,637.84
07/16/18 09:30	07/17/18	PUT AAPL 09/21/18 125 APPLE INC CLOSING CONTRACT		Bought	5	0.0700	35.08	
07/16/18 13:40	07/17/18	PUT GS 08/03/18 197.50 GOLDMAN SACHS GROUP INC CLOSING CONTRACT		Bought	5	0.0300	15.08	
07/16/18 11:31	07/17/18	PUT BABA 08/31/18 172.50 ALIBABA GROUP HOLDING LIMITED OPEN CONTRACT		Sold	-10	2.2000		2,198.78
07/16/18 10:12	07/17/18	CALL DUST 08/31/18 28.50 DIREXION DLY GLD MNRS INX BR OPEN CONTRACT		Sold	-9	1.0800		970.91
07/16/18 09:35	07/17/18	PUT GS 07/27/18 197.50 GOLDMAN SACHS GROUP INC CLOSING CONTRACT		Bought	10	0.0300	30.17	
07/16/18 11:31	07/17/18	PUT BABA 08/24/18 172.50 ALIBABA GROUP HOLDING LIMITED OPEN CONTRACT		Sold	-10	1.8500		1,840.28
07/17/18 09:46	07/18/18	CALL DUST 12/21/18 30 DIREXION DLY GLD MNRS INX BR OPEN CONTRACT		Sold	-10	2.7500		2,740.27
07/17/18 09:32	07/18/18	PUT GS 07/20/18 205 GOLDMAN SACHS GROUP INC CLOSING CONTRACT		Bought	5	0.0100	5.08	
07/17/18 09:37	07/18/18	PUT AMZN 08/31/18 1600 AMAZON.COM INC OPEN CONTRACT		Sold	-2	14.5500		2,909.73





Statement Period : July 1, 2018 - July 31, 2018

Account Type: INDIVIDUAL

## SECURITIES PURCHASED OR SOLD (Continued)

TRADE DATE	SETTLEMENT DATE	DESCRIPTION	SYMBOL/ CUSIP	TRANSACTION TYPE	QUANTITY	PRICE	AMOUNT PURCHASED	AMOUNT SOLD
07/17/18 09:38	07/18/18	PUT BABA 08/31/18 172.50 ALIBABA GROUP HOLDING LIMITED OPEN CONTRACT		Sold	-5	2.4200		1,209.39
07/17/18 09:37	07/18/18	PUT AMZN 07/27/18 1550 AMAZON.COM INC OPEN CONTRACT		Sold	-2	1.3900		269.26
07/17/18 09:37	07/18/18	PUT AMZN 08/24/18 1600 AMAZON.COM INC OPEN CONTRACT		Sold	-2	12.4200		2,483.73
07/17/18 09:38	07/18/18	PUT BABA 08/24/18 172.50 ALIBABA GROUP HOLDING LIMITED OPEN CONTRACT		Sold	-5	1.9500		965.89
07/18/18 10:34	07/19/18	CALL DUST 09/21/18 29 DIREXION DLY GLD MNRS INX BR OPEN CONTRACT		Sold	-1	1.5000		149.87
07/18/18 10:33	07/19/18	CALL DUST 09/21/18 29 DIREXION DLY GLD MNRS INX BR OPEN CONTRACT		Sold	-9	1.5500		1,385.41
07/18/18 10:34	07/19/18	CALL DUST 08/17/18 29 DIREXION DLY GLD MNRS INX BR OPEN CONTRACT		Sold	-1	0.7800		77.87
07/18/18 10:33	07/19/18	CALL DUST 08/17/18 29 DIREXION DLY GLD MNRS INX BR OPEN CONTRACT		Sold	-9	0.7900		709.92
07/18/18 10:34	07/19/18	CALL DUST 08/10/18 29.50 DIREXION DLY GLD MNRS INX BR OPEN CONTRACT		Sold	-1	0.5000		49.87
07/18/18 10:33	07/19/18	CALL DUST 08/10/18 29.50 DIREXION DLY GLD MNRS INX BR OPEN CONTRACT		Sold	-9	0.5100		457.92
07/18/18 10:34	07/19/18	CALL DUST 08/24/18 29 DIREXION DLY GLD MNRS INX BR OPEN CONTRACT		Sold	-1	0.9300		92.87



Statement Period : July 1, 2018 - July 31, 2018

Account Type: INDIVIDUAL

**SECURITIES PURCHASED OR SOLD (Continued)**

TRADE DATE	SETTLEMENT DATE	DESCRIPTION	SYMBOL/ CUSIP	TRANSACTION TYPE	QUANTITY	PRICE	AMOUNT PURCHASED	AMOUNT SOLD
07/18/18 10:33	07/19/18	CALL DUST 08/24/18 29 DIREXION DLY GLD MNRS INX BR OPEN CONTRACT		Sold	-9	0.9400		844.91
07/19/18 09:57	07/20/18	PUT BABA 09/21/18 170 ALIBABA GROUP HOLDING LIMITED OPEN CONTRACT		Sold	-10	3.0800		3,078.76
07/19/18 09:39	07/20/18	CALL DUST 09/21/18 29 DIREXION DLY GLD MNRS INX BR OPEN CONTRACT		Sold	-1	1.6200		161.87
07/19/18 09:39	07/20/18	CALL DUST 09/21/18 29 DIREXION DLY GLD MNRS INX BR OPEN CONTRACT		Sold	-9	1.6800		1,502.41
07/19/18 09:57	07/20/18	PUT BABA 08/17/18 170 ALIBABA GROUP HOLDING LIMITED OPEN CONTRACT		Sold	-10	1.3800		1,370.29
07/19/18 10:13	07/20/18	PUT AMZN 08/17/18 1600 AMAZON.COM INC OPEN CONTRACT		Sold	-2	6.0000		1,199.75
07/19/18 10:13	07/20/18	PUT AMZN 08/03/18 1600 AMAZON.COM INC OPEN CONTRACT		Sold	-2	2.8200		563.76
07/19/18 10:08	07/20/18	PUT ABBV 01/18/19 95 ABBVIE INC CLOSING CONTRACT		Bought	15	10.3500	15,535.25	
07/19/18 09:42	07/20/18	CALL BIDU 08/03/18 277.50 BAIDU INC OPEN CONTRACT		Sold	-1	5.2500		516.37
07/19/18 09:42	07/20/18	CALL BIDU 08/03/18 277.50 BAIDU INC OPEN CONTRACT		Sold	-1	5.2600		525.87
07/19/18 09:39	07/20/18	CALL DUST 08/31/18 29 DIREXION DLY GLD MNRS INX BR OPEN CONTRACT		Sold	-1	1.1500		114.87
07/19/18 09:39	07/20/18	CALL DUST 08/31/18 29 DIREXION DLY GLD MNRS INX BR OPEN CONTRACT		Sold	-9	1.2300		1,105.91

Statement Period : July 1, 2018 - July 31, 2018

Account Type: INDIVIDUAL

**SECURITIES PURCHASED OR SOLD (Continued)**

TRADE DATE	SETTLEMENT DATE	DESCRIPTION	SYMBOL/ CUSIP	TRANSACTION TYPE	QUANTITY	PRICE	AMOUNT PURCHASED	AMOUNT SOLD
07/19/18 09:42	07/20/18	CALL BIDU 07/27/18 270 BAIDU INC CLOSING CONTRACT		Bought	3	3.4300	1,029.35	
07/19/18 10:13	07/20/18	PUT AMZN 08/10/18 1600 AMAZON.COM INC OPEN CONTRACT		Sold	-2	4.3800		867.25
07/19/18 10:13	07/20/18	PUT AMZN 08/24/18 1600 AMAZON.COM INC OPEN CONTRACT		Sold	-2	7.9000		1,579.74
07/19/18 09:39	07/20/18	CALL DUST 08/24/18 29 DIREXION DLY GLD MNRS INX BR OPEN CONTRACT		Sold	-1	1.0300		102.87
07/19/18 09:39	07/20/18	CALL DUST 08/24/18 29 DIREXION DLY GLD MNRS INX BR OPEN CONTRACT		Sold	-9	1.0800		970.91
07/20/18 15:43	07/23/18	PUT AMZN 08/17/18 1600 AMAZON.COM INC OPEN CONTRACT		Sold	-2	6.9800		1,395.75
07/20/18 15:43	07/23/18	PUT AMZN 08/03/18 1600 AMAZON.COM INC OPEN CONTRACT		Sold	-2	3.0400		607.76
07/20/18 10:19	07/23/18	PUT BABA 08/03/18 177.50 ALIBABA GROUP HOLDING LIMITED OPEN CONTRACT		Sold	-3	0.9100		264.13
07/20/18 09:56	07/23/18	PUT AAPL 07/27/18 177.50 APPLE INC CLOSING CONTRACT		Bought	5	0.0500	25.08	
07/20/18 15:43	07/23/18	PUT AMZN 08/10/18 1600 AMAZON.COM INC OPEN CONTRACT		Sold	-2	4.9500		981.25
07/20/18 10:19	07/23/18	PUT BABA 08/10/18 177.50 ALIBABA GROUP HOLDING LIMITED OPEN CONTRACT		Sold	-3	1.4800		443.63
07/20/18 11:29	07/23/18	PUT GS 08/10/18 197.50 GOLDMAN SACHS GROUP INC CLOSING CONTRACT		Bought	5	0.0200	10.08	



Statement Period : July 1, 2018 - July 31, 2018

Account Type: INDIVIDUAL

## SECURITIES PURCHASED OR SOLD (Continued)

TRADE DATE	SETTLEMENT DATE	DESCRIPTION	SYMBOL/ CUSIP	TRANSACTION TYPE	QUANTITY	PRICE	AMOUNT PURCHASED	AMOUNT SOLD
07/20/18 15:43	07/23/18	PUT AMZN 08/24/18 1600 AMAZON.COM INC OPEN CONTRACT		Sold	-2	9.0800		1,815.74
07/23/18 09:46	07/24/18	PUT BABA 09/21/18 170 ALIBABA GROUP HOLDING LIMITED OPEN CONTRACT		Sold	-5	3.2300		1,614.38
07/23/18 09:48	07/24/18	PUT AVGO 08/17/18 232.50 BROADCOM INC OPEN CONTRACT		Sold	-4	20.6800		8,262.91
07/23/18 09:50	07/24/18	CALL DUST 12/21/18 30 DIREXION DLY GLD MNRS INX BR OPEN CONTRACT		Sold	-10	2.9200		2,918.77
07/23/18 11:07	07/24/18	CALL DUST 10/19/18 32 DIREXION DLY GLD MNRS INX BR OPEN CONTRACT		Sold	-25	1.4500		3,613.48
07/23/18 09:30	07/24/18	PUT AAPL 09/21/18 135 APPLE INC CLOSING CONTRACT		Bought	5	0.0800	40.08	
07/23/18 09:38	07/24/18	PUT AMZN 08/17/18 1600 AMAZON.COM INC OPEN CONTRACT		Sold	-2	8.3000		1,659.74
07/23/18 09:40	07/24/18	PUT AMZN 08/17/18 1600 AMAZON.COM INC OPEN CONTRACT		Sold	-2	10.1300		2,025.74
07/23/18 09:50	07/24/18	CALL DUST 01/18/19 30 DIREXION DLY GLD MNRS INX BR OPEN CONTRACT		Sold	-10	3.2200		3,210.26
07/23/18 09:54	07/24/18	CALL DUST 01/18/19 30 DIREXION DLY GLD MNRS INX BR OPEN CONTRACT		Sold	-10	3.2000		3,190.28
07/23/18 09:38	07/24/18	PUT AMZN 08/03/18 1600 AMAZON.COM INC OPEN CONTRACT		Sold	-2	3.8200		763.76
07/23/18 09:40	07/24/18	PUT AMZN 08/03/18 1600 AMAZON.COM INC OPEN CONTRACT		Sold	-2	3.7100		741.76





Statement Period : July 1, 2018 - July 31, 2018

Account Type: INDIVIDUAL

## SECURITIES PURCHASED OR SOLD (Continued)

TRADE DATE	SETTLEMENT DATE	DESCRIPTION	SYMBOL/ CUSIP	TRANSACTION TYPE	QUANTITY	PRICE	AMOUNT PURCHASED	AMOUNT SOLD
07/23/18 09:48	07/24/18	PUT AVGO 08/03/18 232.50 BROADCOM INC CLOSING CONTRACT		Bought	4	20.3700	8,148.47	
07/23/18 09:38	07/24/18	PUT AMZN 08/10/18 1600 AMAZON.COM INC OPEN CONTRACT		Sold	-2	5.9200		1,175.25
07/23/18 09:40	07/24/18	PUT AMZN 08/10/18 1600 AMAZON.COM INC OPEN CONTRACT		Sold	-2	7.8500		1,561.24
07/23/18 09:46	07/24/18	PUT BABA 08/10/18 170 ALIBABA GROUP HOLDING LIMITED OPEN CONTRACT		Sold	-5	0.4700		225.90
07/23/18 09:38	07/24/18	PUT AMZN 08/24/18 1600 AMAZON.COM INC OPEN CONTRACT		Sold	-2	10.5100		2,101.74
07/23/18 09:40	07/24/18	PUT AMZN 08/24/18 1600 AMAZON.COM INC OPEN CONTRACT		Sold	-2	12.1300		2,425.73
07/24/18 11:12	07/25/18	PUT LMT 12/21/18 275 LOCKHEED MARTIN CORP OPEN CONTRACT		Sold	-5	4.6000		2,290.88
07/24/18 09:59	07/25/18	PUT RTN 09/21/18 175 RAYTHEON CO OPEN CONTRACT		Sold	-10	1.4300		1,420.31
07/24/18 09:32	07/25/18	PUT LMT 08/03/18 275 LOCKHEED MARTIN CORP CLOSING CONTRACT		Bought	5	0.0500	25.08	
07/24/18 09:58	07/25/18	PUT LMT 08/31/18 290 LOCKHEED MARTIN CORP OPEN CONTRACT		Sold	-5	1.4000		690.90
07/24/18 09:55	07/25/18	PUT RTN 08/31/18 177.50 RAYTHEON CO OPEN CONTRACT		Sold	-5	1.1500		565.91
07/24/18 09:58	07/25/18	PUT LMT 08/24/18 290 LOCKHEED MARTIN CORP OPEN CONTRACT		Sold	-5	1.1700		584.40
07/25/18 12:49	07/26/18	PUT RTN 01/18/19 175 RAYTHEON CO OPEN CONTRACT		Sold	-15	4.5000		6,739.63
07/26/18 12:37	07/27/18	PUT EA 01/18/19 110 ELECTRONIC ARTS INC OPEN CONTRACT		Sold	-5	1.6600		820.89

Statement Period : July 1, 2018 - July 31, 2018

Account Type: INDIVIDUAL

**SECURITIES PURCHASED OR SOLD (Continued)**

TRADE DATE	SETTLEMENT DATE	DESCRIPTION	SYMBOL/ CUSIP	TRANSACTION TYPE	QUANTITY	PRICE	AMOUNT PURCHASED	AMOUNT SOLD
07/26/18 15:22	07/27/18	PUT EA 01/18/19 110 ELECTRONIC ARTS INC OPEN CONTRACT		Sold	-5	2.0400		1,010.90
07/26/18 09:49	07/27/18	PUT FB 11/16/18 155 FACEBOOK INC CL A OPEN CONTRACT		Sold	-5	4.5200		2,250.88
07/26/18 09:46	07/27/18	PUT FB 11/16/18 155 FACEBOOK INC CL A OPEN CONTRACT		Sold	-5	4.2700		2,125.88
07/26/18 09:49	07/27/18	PUT FB 10/19/18 155 FACEBOOK INC CL A OPEN CONTRACT		Sold	-5	2.7800		1,389.39
07/26/18 09:46	07/27/18	PUT FB 10/19/18 155 FACEBOOK INC CL A OPEN CONTRACT		Sold	-5	2.6600		1,329.39
07/26/18 10:02	07/27/18	PUT FB 12/21/18 150 FACEBOOK INC CL A OPEN CONTRACT		Sold	-5	4.0500		2,015.88
07/26/18 09:49	07/27/18	PUT FB 12/21/18 155 FACEBOOK INC CL A OPEN CONTRACT		Sold	-5	5.3500		2,674.37
07/26/18 09:46	07/27/18	PUT FB 12/21/18 155 FACEBOOK INC CL A OPEN CONTRACT		Sold	-5	5.0800		2,539.37
07/26/18 12:24	07/27/18	PUT EA 10/19/18 115 ELECTRONIC ARTS INC OPEN CONTRACT		Sold	-5	0.8400		419.40
07/26/18 09:34	07/27/18	PUT RTN 09/21/18 175 RAYTHEON CO OPEN CONTRACT		Sold	-10	1.5600		1,550.28
07/26/18 14:22	07/27/18	CALL DUST 09/07/18 30 DIREXION DLY GLD MNRS INX BR OPEN CONTRACT		Sold	-10	0.8500		840.29
07/26/18 09:31	07/27/18	PUT FB 09/07/18 180 FACEBOOK INC CL A OPEN CONTRACT		Sold	-5	8.6500		4,315.86
07/26/18 09:36	07/27/18	PUT RTN 09/07/18 175 RAYTHEON CO OPEN CONTRACT		Sold	-10	1.1800		1,170.29
07/26/18 12:24	07/27/18	PUT EA 09/21/18 115 ELECTRONIC ARTS INC OPEN CONTRACT		Sold	-5	0.5400		260.90



Statement Period : July 1, 2018 - July 31, 2018

Account Type: INDIVIDUAL

**SECURITIES PURCHASED OR SOLD (Continued)**

TRADE DATE	SETTLEMENT DATE	DESCRIPTION	SYMBOL/ CUSIP	TRANSACTION TYPE	QUANTITY	PRICE	AMOUNT PURCHASED	AMOUNT SOLD
07/26/18 09:39	07/27/18	PUT FB 08/31/18 155 FACEBOOK INC CL A OPEN CONTRACT		Sold	-5	1.2000		599.40
07/26/18 15:40	07/27/18	PUT GS 08/17/18 190 GOLDMAN SACHS GROUP INC CLOSING CONTRACT		Bought	15	0.0200	30.25	
07/26/18 13:40	07/27/18	PUT BA 07/27/18 300 BOEING CO CLOSING CONTRACT		Bought	3	0.0100	3.05	
07/26/18 14:49	07/27/18	PUT BA 08/03/18 297.50 BOEING CO CLOSING CONTRACT		Bought	2	0.0200	4.03	
07/26/18 09:39	07/27/18	PUT FB 08/24/18 155 FACEBOOK INC CL A OPEN CONTRACT		Sold	-5	0.9700		475.90
07/27/18 13:34	07/30/18	PUT ATVI 09/21/18 60 ACTIVISION BLIZZARD INC OPEN CONTRACT		Sold	-5	0.3000		140.90
07/27/18 10:08	07/30/18	PUT EA 12/21/18 110 ELECTRONIC ARTS INC OPEN CONTRACT		Sold	-5	1.5100		754.40
07/27/18 10:14	07/30/18	PUT EA 12/21/18 110 ELECTRONIC ARTS INC OPEN CONTRACT		Sold	-5	1.7700		884.39
07/27/18 10:08	07/30/18	PUT EA 10/19/18 110 ELECTRONIC ARTS INC OPEN CONTRACT		Sold	-5	0.6700		325.90
07/27/18 10:14	07/30/18	PUT EA 10/19/18 110 ELECTRONIC ARTS INC OPEN CONTRACT		Sold	-5	0.7100		345.90
07/27/18 12:36	07/30/18	PUT ATVI 08/17/18 67.50 ACTIVISION BLIZZARD INC OPEN CONTRACT		Sold	-5	0.4400		219.40
07/27/18 12:41	07/30/18	PUT EA 01/18/19 100 ELECTRONIC ARTS INC OPEN CONTRACT		Sold	-5	1.1200		550.91
07/27/18 13:34	07/30/18	PUT ATVI 09/07/18 60 ACTIVISION BLIZZARD INC OPEN CONTRACT		Sold	-5	0.2200		109.40
07/27/18 13:15	07/30/18	PUT BA 09/21/18 335 BOEING CO OPEN CONTRACT		Sold	-6	3.7000		2,210.76

Statement Period : July 1, 2018 - July 31, 2018

Account Type: INDIVIDUAL

**SECURITIES PURCHASED OR SOLD (Continued)**

TRADE DATE	SETTLEMENT DATE	DESCRIPTION	SYMBOL/ CUSIP	TRANSACTION TYPE	QUANTITY	PRICE	AMOUNT PURCHASED	AMOUNT SOLD
07/27/18 12:36	07/30/18	PUT ATVI 08/31/18 67.50 ACTIVISION BLIZZARD INC OPEN CONTRACT		Sold	-5	0.6000		290.90
07/27/18 12:36	07/30/18	PUT ATVI 08/10/18 67 ACTIVISION BLIZZARD INC OPEN CONTRACT		Sold	-5	0.3100		154.40
07/27/18 13:15	07/30/18	PUT BA 08/10/18 350 BOEING CO CLOSING CONTRACT		Bought	8	2.2200	1,776.93	
07/27/18 13:15	07/30/18	PUT BA 08/10/18 342.50 BOEING CO CLOSING CONTRACT		Bought	4	1.0700	428.47	
07/27/18 12:36	07/30/18	PUT ATVI 08/24/18 67.50 ACTIVISION BLIZZARD INC OPEN CONTRACT		Sold	-5	0.5300		264.40
07/30/18 10:30	07/31/18	PUT FB 11/16/18 150 FACEBOOK INC CL A OPEN CONTRACT		Sold	-6	4.1300		2,468.75
07/30/18 09:35	07/31/18	PUT FB 11/16/18 150 FACEBOOK INC CL A OPEN CONTRACT		Sold	-3	3.3000		981.12
07/30/18 12:43	07/31/18	PUT BIDU 09/21/18 220 BAIDU INC OPEN CONTRACT		Sold	-5	3.1000		1,549.38
07/30/18 10:30	07/31/18	PUT FB 10/19/18 150 FACEBOOK INC CL A OPEN CONTRACT		Sold	-6	2.3000		1,379.27
07/30/18 09:35	07/31/18	PUT FB 10/19/18 150 FACEBOOK INC CL A OPEN CONTRACT		Sold	-3	1.6100		482.63
07/30/18 10:30	07/31/18	PUT FB 12/21/18 150 FACEBOOK INC CL A OPEN CONTRACT		Sold	-6	4.9000		2,939.25
07/30/18 09:35	07/31/18	PUT FB 12/21/18 150 FACEBOOK INC CL A OPEN CONTRACT		Sold	-3	4.0000		1,199.62
07/30/18 11:20	07/31/18	PUT LMT 08/17/18 275 LOCKHEED MARTIN CORP CLOSING CONTRACT		Bought	5	0.1000	50.08	
07/30/18 09:59	07/31/18	PUT BABA 09/07/18 172.50 ALIBABA GROUP HOLDING LIMITED OPEN CONTRACT		Sold	-1	3.2300		322.87





Statement Period : July 1, 2018 - July 31, 2018

Account Type: INDIVIDUAL

## SECURITIES PURCHASED OR SOLD (Continued)

TRADE DATE	SETTLEMENT DATE	DESCRIPTION	SYMBOL/ CUSIP	TRANSACTION TYPE	QUANTITY	PRICE	AMOUNT PURCHASED	AMOUNT SOLD
07/30/18 09:59	07/31/18	PUT BABA 09/07/18 172.50 ALIBABA GROUP HOLDING LIMITED OPEN CONTRACT		Sold	-9	3.2200		2,896.89
07/30/18 12:43	07/31/18	PUT BIDU 09/07/18 227.50 BAIDU INC OPEN CONTRACT		Sold	-5	3.7900		1,885.88
07/30/18 09:30	07/31/18	PUT RTN 08/03/18 177.50 RAYTHEON CO CLOSING CONTRACT		Bought	5	0.0500	25.08	
07/30/18 09:59	07/31/18	PUT BABA 08/31/18 172.50 ALIBABA GROUP HOLDING LIMITED OPEN CONTRACT		Sold	-1	2.8900		288.87
07/30/18 09:59	07/31/18	PUT BABA 08/31/18 172.50 ALIBABA GROUP HOLDING LIMITED OPEN CONTRACT		Sold	-9	2.8700		2,581.89
07/30/18 12:43	07/31/18	PUT BIDU 08/31/18 227.50 BAIDU INC OPEN CONTRACT		Sold	-5	3.4100		1,704.38
07/30/18 11:18	07/31/18	PUT GS 09/21/18 180 GOLDMAN SACHS GROUP INC CLOSING CONTRACT		Bought	5	0.0400	20.08	
07/30/18 09:59	07/31/18	PUT BABA 08/24/18 172.50 ALIBABA GROUP HOLDING LIMITED OPEN CONTRACT		Sold	-1	2.4500		244.87
07/30/18 09:59	07/31/18	PUT BABA 08/24/18 172.50 ALIBABA GROUP HOLDING LIMITED OPEN CONTRACT		Sold	-9	2.4300		2,177.40
07/30/18 12:43	07/31/18	PUT BIDU 08/24/18 227.50 BAIDU INC OPEN CONTRACT		Sold	-5	2.7600		1,379.39
<b>TOTAL SECURITIES ACTIVITY</b>							<b>\$82,781.78</b>	<b>\$378,693.01</b>



Statement Period : July 1, 2018 - July 31, 2018

Account Type: INDIVIDUAL

## UNSETTLED TRADES

TRADE DATE	SETTLEMENT DATE	DESCRIPTION	SYMBOL/CUSIP	TRANSACTION TYPE	QUANTITY	PRICE	AMOUNT PURCHASED	AMOUNT SOLD
07/31/18		CALL AVGO 08/10/18 242.50 BROADCOM INC OPEN CONTRACT		Sold	3	0.8000		231.13
07/31/18		PUT BIDU 10/19/18 200 BAIDU INC OPEN CONTRACT		Sold	5	1.5100		745.90
07/31/18		PUT LMT 08/10/18 275 LOCKHEED MARTIN CORP CLOSING CONTRACT		Bought	5	0.0500	25.08	
07/31/18		PUT RTN 08/10/18 175 RAYTHEON CO CLOSING CONTRACT		Bought	5	0.0800	40.08	

## DIVIDENDS &amp; INTEREST ACTIVITY

DATE	TRANSACTION TYPE	DESCRIPTION	SYMBOL/CUSIP	AMOUNT DEBITED	AMOUNT CREDITED
07/26/18	Dividend	JPMORGAN 100% U S TREASURY SECURITIES MM FUND MORGAN SH C MONTHLY DIVIDEND	HTSXX		1,738.50

## TOTAL DIVIDENDS &amp; INTEREST ACTIVITY

\$1,738.50

## NET DIVIDENDS &amp; INTEREST ACTIVITY

\$1,738.50

## OTHER ACTIVITY

DATE	DESCRIPTION	SYMBOL/CUSIP	TRANSACTION TYPE	QUANTITY	PRICE	AMOUNT DEBITED	AMOUNT CREDITED
07/02/18	PUT QQQ 06/29/18 144 INVESCO QQQ TRUST SERIES 1 OPTION EXPIRATION - EXPIRED		Expiration	-206			
07/02/18	PUT RTN 06/29/18 187.50 RAYTHEON CO OPTION EXPIRATION - EXPIRED		Expiration	3			
07/02/18	CALL FB 06/29/18 210 FACEBOOK INC CL A OPTION EXPIRATION - EXPIRED		Expiration	5			
07/02/18	CALL AMZN 06/29/18 1820 AMAZON.COM INC OPTION EXPIRATION - EXPIRED		Expiration	7			
07/02/18	PUT LMT 06/29/18 280 LOCKHEED MARTIN CORP OPTION EXPIRATION - EXPIRED		Expiration	5			

Statement Period : July 1, 2018 - July 31, 2018

Account Type: INDIVIDUAL

**OTHER ACTIVITY (Continued)**

DATE	DESCRIPTION	SYMBOL/ CUSIP	TRANSACTION TYPE	QUANTITY	PRICE	AMOUNT DEBITED	AMOUNT CREDITED
07/09/18	PUT AAPL 07/06/18 177.50 APPLE INC OPTION EXPIRATION - EXPIRED		Expiration	5			
07/09/18	PUT AMZN 07/06/18 1600 AMAZON.COM INC OPTION EXPIRATION - EXPIRED		Expiration	2			
07/09/18	PUT BABA 07/06/18 177.50 ALIBABA GROUP HOLDING LIMITED OPTION EXPIRATION - EXPIRED		Expiration	6			
07/09/18	PUT FB 07/06/18 175 FACEBOOK INC CL A OPTION EXPIRATION - EXPIRED		Expiration	8			
07/09/18	PUT GS 07/06/18 207.50 GOLDMAN SACHS GROUP INC OPTION EXPIRATION - EXPIRED		Expiration	10			
07/09/18	PUT RTN 07/06/18 187.50 RAYTHEON CO OPTION EXPIRATION - EXPIRED		Expiration	5			
07/09/18	CALL AMZN 07/06/18 1830 AMAZON.COM INC OPTION EXPIRATION - EXPIRED		Expiration	2			
07/09/18	PUT LMT 07/06/18 280 LOCKHEED MARTIN CORP OPTION EXPIRATION - EXPIRED		Expiration	15			
07/16/18	PUT AAPL 07/13/18 177.50 APPLE INC OPTION EXPIRATION - EXPIRED		Expiration	5			
07/16/18	PUT AMZN 07/13/18 1600 AMAZON.COM INC OPTION EXPIRATION - EXPIRED		Expiration	2			
07/16/18	PUT BABA 07/13/18 177.50 ALIBABA GROUP HOLDING LIMITED OPTION EXPIRATION - EXPIRED		Expiration	6			
07/16/18	PUT BABA 07/13/18 182.50 ALIBABA GROUP HOLDING LIMITED OPTION EXPIRATION - EXPIRED		Expiration	2			
07/16/18	CALL BABA 07/13/18 205 ALIBABA GROUP HOLDING LIMITED OPTION EXPIRATION - EXPIRED		Expiration	2			
07/16/18	PUT FB 07/13/18 195 FACEBOOK INC CL A OPTION EXPIRATION - EXPIRED		Expiration	3			

Statement Period : July 1, 2018 - July 31, 2018

Account Type: INDIVIDUAL

**OTHER ACTIVITY (Continued)**

DATE	DESCRIPTION	SYMBOL/ CUSIP	TRANSACTION TYPE	QUANTITY	PRICE	AMOUNT DEBITED	AMOUNT CREDITED
07/16/18	PUT LMT 07/13/18 287.50 LOCKHEED MARTIN CORP OPTION EXPIRATION - EXPIRED		Expiration	15			
07/16/18	PUT LMT 07/13/18 295 LOCKHEED MARTIN CORP OPTION EXPIRATION - EXPIRED		Expiration	3			
07/16/18	PUT RTN 07/13/18 187.50 RAYTHEON CO OPTION EXPIRATION - EXPIRED		Expiration	5			
07/16/18	CALL AMZN 07/13/18 1850 AMAZON.COM INC OPTION EXPIRATION - EXPIRED		Expiration	2			
07/23/18	PUT AAPL 07/20/18 180 APPLE INC OPTION EXPIRATION - EXPIRED		Expiration	5			
07/23/18	PUT BA 07/20/18 300 BOEING CO OPTION EXPIRATION - EXPIRED		Expiration	3			
07/23/18	PUT LMT 07/20/18 290 LOCKHEED MARTIN CORP OPTION EXPIRATION - EXPIRED		Expiration	15			
07/23/18	PUT RTN 07/20/18 180 RAYTHEON CO OPTION EXPIRATION - EXPIRED		Expiration	5			
07/23/18	PUT RTN 07/20/18 185 RAYTHEON CO OPTION EXPIRATION - EXPIRED		Expiration	3			
07/23/18	PUT BABA 07/20/18 180 ALIBABA GROUP HOLDING LIMITED OPTION EXPIRATION - EXPIRED		Expiration	6			
07/23/18	PUT BLK 07/20/18 450 BLACKROCK INC OPTION EXPIRATION - EXPIRED		Expiration	3			
07/30/18	PUT BABA 07/27/18 177.50 ALIBABA GROUP HOLDING LIMITED OPTION EXPIRATION - EXPIRED		Expiration	6			
07/30/18	CALL DUST 07/27/18 29 DIREXION DLY GLD MNRS INX BR OPTION EXPIRATION - EXPIRED		Expiration	10			
07/30/18	PUT FB 07/27/18 172.50 FACEBOOK INC CL A OPTION EXPIRATION - EXPIRED		Expiration	10			



Statement Period : July 1, 2018 - July 31, 2018

Account Type: INDIVIDUAL

## OTHER ACTIVITY (Continued)

DATE	DESCRIPTION	SYMBOL/ CUSIP	TRANSACTION TYPE	QUANTITY	PRICE	AMOUNT DEBITED	AMOUNT CREDITED
07/30/18	PUT LMT 07/27/18 287.50 LOCKHEED MARTIN CORP OPTION EXPIRATION - EXPIRED		Expiration	5			
07/30/18	PUT LMT 07/27/18 290 LOCKHEED MARTIN CORP OPTION EXPIRATION - EXPIRED		Expiration	10			
07/30/18	PUT RTN 07/27/18 180 RAYTHEON CO OPTION EXPIRATION - EXPIRED		Expiration	5			
07/30/18	PUT RTN 07/27/18 190 RAYTHEON CO OPTION EXPIRATION - EXPIRED		Expiration	5			
07/30/18	PUT AMZN 07/27/18 1550 AMAZON.COM INC OPTION EXPIRATION - EXPIRED		Expiration	2			

## MONEY FUND ACTIVITY ( 1.3400% 30-Day Yield/ 1.3285%APY Earned as of 07/31/18)

DATE	TRANSACTION TYPE	DESCRIPTION	TRANSACTION AMOUNT
07/01/18		OPENING BALANCE	\$1,601,723.83
07/26/18	Deposit	JPMORGAN 100% U S TREASURY SECURITIES MM FUND MORGAN SH C MONTHLY DIVIDEND REINVESTED	1,738.50
07/31/18		CLOSING BALANCE	\$1,603,462.33

**THIS PAGE INTENTIONALLY LEFT BLANK**