

# User Guide

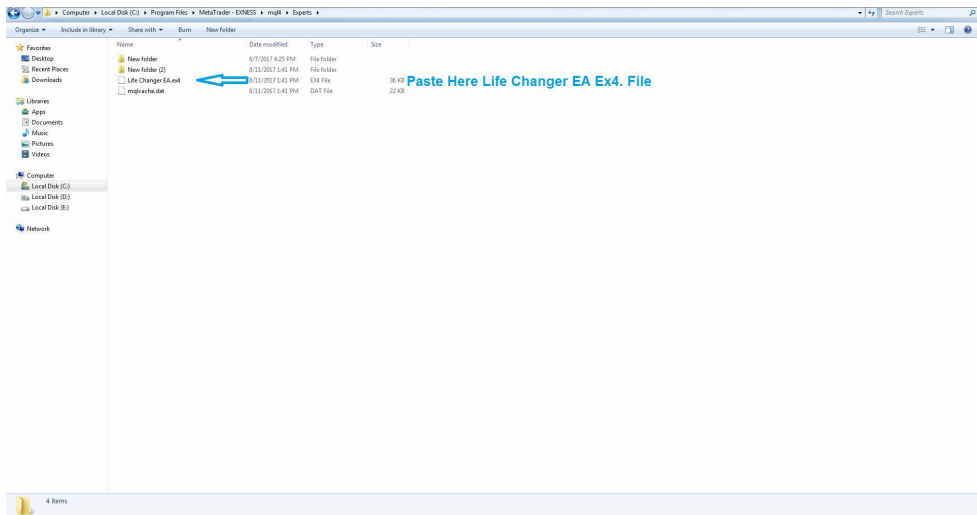
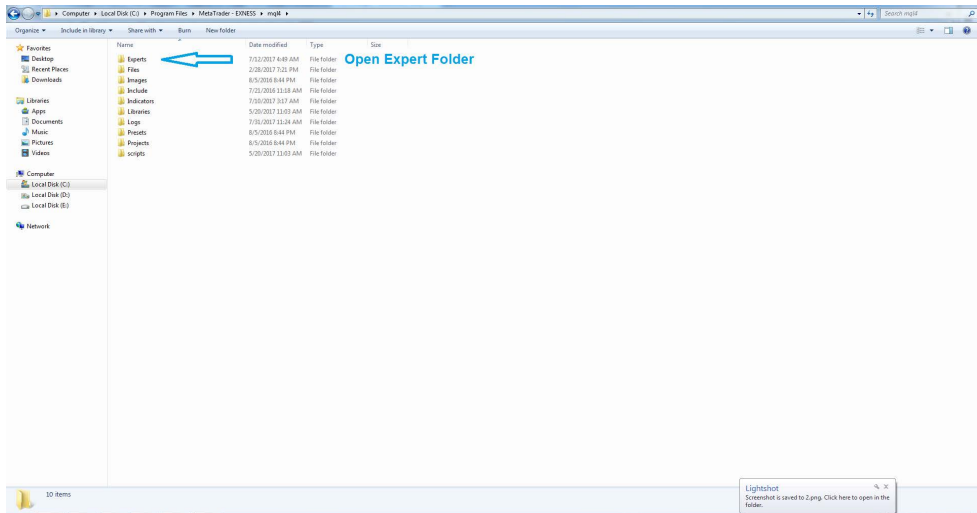
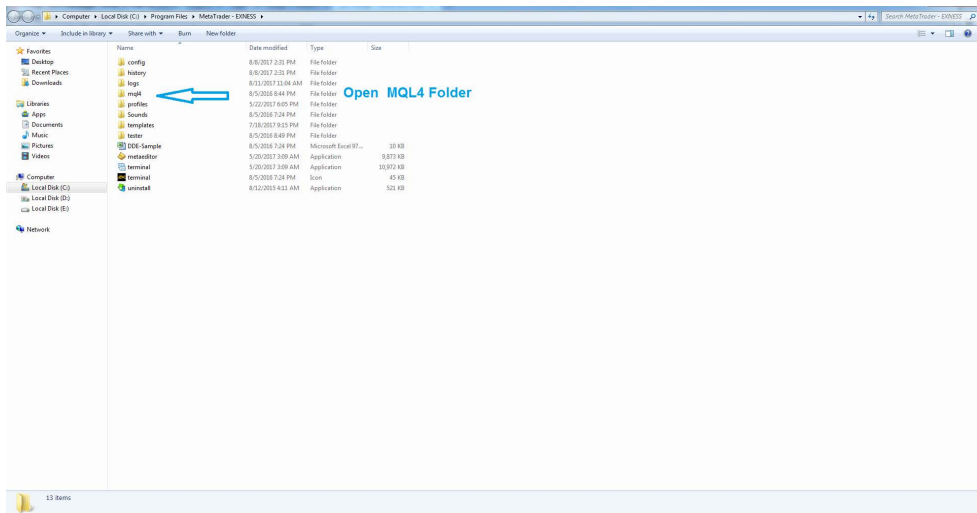
## Risk Free EA Make Constant Profits!

Life Changer EA No.1 World Forex Robot



After download Life Changer EA unzip file and open Life Changer EA folder and copy Life Changer EA ex4. File then open Mt4 terminal and open data folder and open MQL4 folder then open experts folder and paste Life Changer EA ex4. in experts folder And Restart Mt4 terminal. Check All Screen Shot For Help.





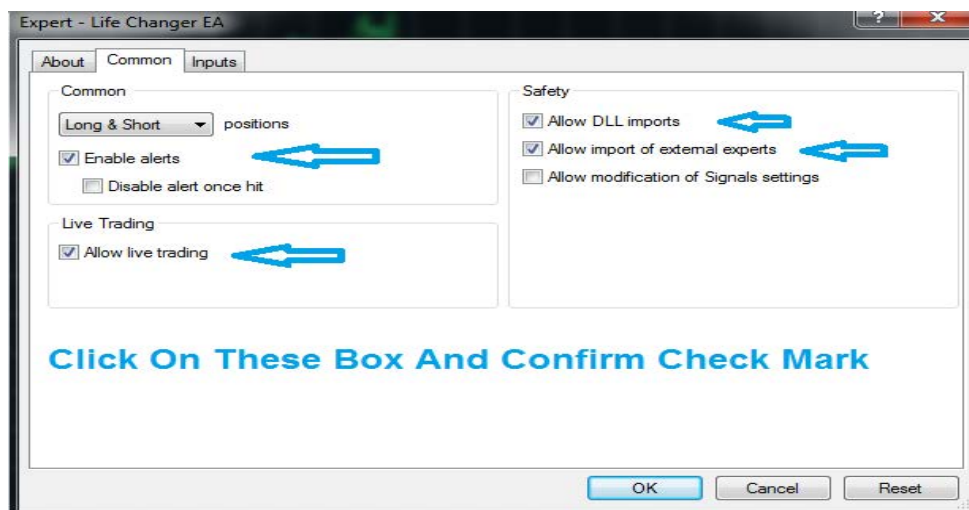
After Paste Life Changer EA Ex4. File In Experts Folder Restart Mt4 And open Any Chart And Set Any Time Frame



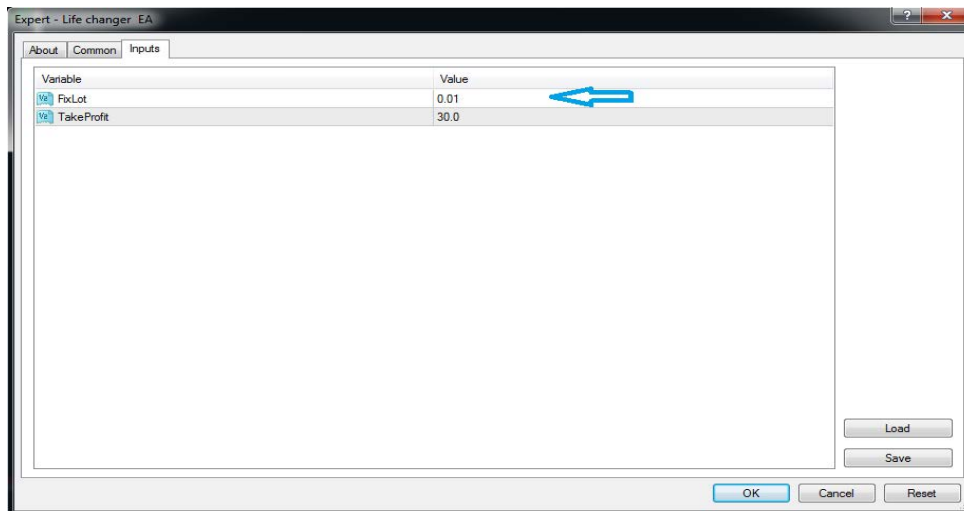
After Open Any Chart Click On Auto Trading And Enable This.



Set Life Changer EA On Any Time Frame Chart And Select Common Option  
And Check Mark On Boxs Check Screen Shot.



After Common Option Then Open Input Option And Change Lot Size If  
Your Deposit Above 1000 USD and Not Change Take Profit.



## Lot Size Setting

Deposit	Lot Size
1000 USD	0.01
2000 USD	0.02
3000 USD	0.03
4000 USD	0.04
5000 USD	0.05
10000 USD	0.10

Note. Leverage Must Have 1.500 If Less Then 1.500 Then Make A Dubble Deposit For Every Lot Size.

After Set Life Changer EA On Chart And Check EA in Smiley Mode



## important

1. Always Set EA On One Chart & Minimum Deposit 1000 USD.
2. We Set Some Pair In EA So Not Open Other Pair.
3. Use EA On Any Time Frame But M15,M30 Best for EA.
4. Use Always VPS For 100% Result.
5. Life Changer EA Work On All Brokers.
6. Always Use Recommended Lot Size .
7. Life Changer EA Give You 20% to 50% Profit Monthly On Recommended Lot Size So Don,t Take A Any Risk.

## 30 Days Money Back Guarantee

If the Life Changer EA not make profit and make any loss We will give you your Full EA Price and your Capital with zero headaches, hassles or frustrations. What other trader can give you such a promise?!

## For more information

Visit

<http://www.lifechangerea.com/>

[support@lifechangerea.com](mailto:support@lifechangerea.com)