

JPY Risk Pared On BoJ Rumors; Aggregate USD Long Builds

Data in this report cover up to Tuesday July 24 & were released Friday July 27.

- The aggregate USD long has risen \$2.1bn w/w to a fresh 18-month high of \$21.5bn. This week's adjustments included a deterioration in sentiment toward JPY, GBP, CHF, and AUD alongside a modest improvement in sentiment toward EUR. The other reporting currencies were relatively unchanged on a w/w basis. Havens JPY and CHF are held net short, along with GBP, CAD, AUD and NZD. EUR is the only notable long.

- The net short CAD position has narrowed for a second consecutive week on the back of an accelerated paring of risk to both sides. The bullish gross long position has fallen to a three year low while the bearish gross short position remains extended at the upper end of its historical range. The bearish AUD position has pushed to fresh wides, reaching a net short -\$3.4bn position at levels last seen in December 2015.

- The bullish EUR position has seen its first meaningful improvement since April, with a \$1.2bn w/w rise in the net long to \$4.3bn. The bearish gross short position is showing signs of a turn and the bullish gross long appears to be stabilizing after falling a third from the record high reached in late January.

- The bearish JPY position widened \$1.7bn w/w to \$8.3bn, its fourth consecutive week of deterioration. This week's adjustments showed a paring of risk to both sides, with a remarkable \$2.9bn liquidation of gross longs and a modest \$1.1bn paring of gross shorts.

Sentiment			\$mns	
24-Jul	Bias	Trend	Position	w/w chg.
CAD	bearish	neutral	-3,384	216
AUD	bearish	increasing	-3,376	-382
NZD	bearish	neutral	-1,658	43
MXN	bullish	decreasing	519	-251
EUR	bullish	increasing	4,330	1,210
GBP	bearish	increasing	-3,840	-664
CHF	bearish	increasing	-5,763	-496
JPY	bearish	increasing	-8,292	-1,798
Gold	bullish	decreasing	5,951	-1,149
Total USD pos'n (excl. gold)			21,465	2,122

CAD — NON-COMMERCIAL POSITIONING

(\$MM)		Position - Contracts of 100,000 CAD				
Date	Net	Long	Short	Net	Net w/w	Open Int.
24-Jul	-3,384	20,084	64,595	-44,511	2,973	151,441
17-Jul	-3,600	25,594	73,078	-47,484	5,403	157,927
10-Jul	-4,033	26,586	79,473	-52,887	-3,439	159,504
3-Jul	-3,763	26,934	76,382	-49,448	-16,649	158,341



FOLLOW US ON TWITTER [@SCOTIABANKFX](https://twitter.com/SCOTIABANKFX)

Shaun Osborne
Chief FX Strategist

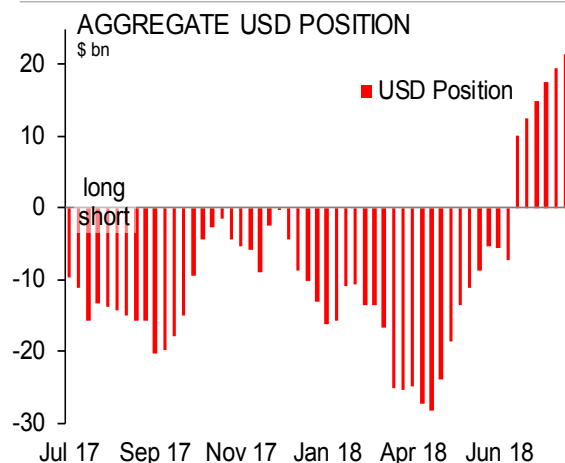
416.945.4538

shaun.osborne@scotiabank.com

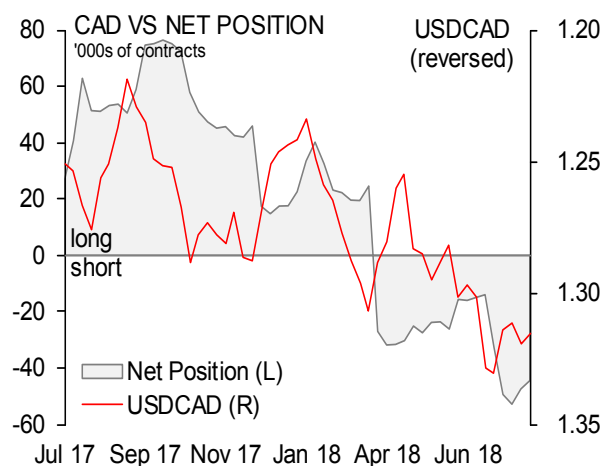
Eric Theoret, CFA, CMT
FX Strategist

416.863.7030

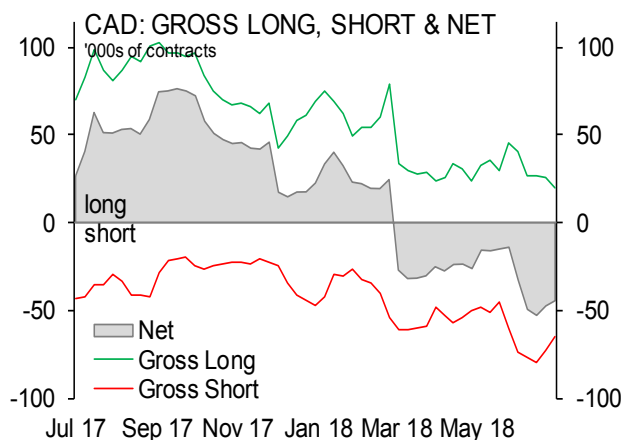
eric.theoret@scotiabank.com



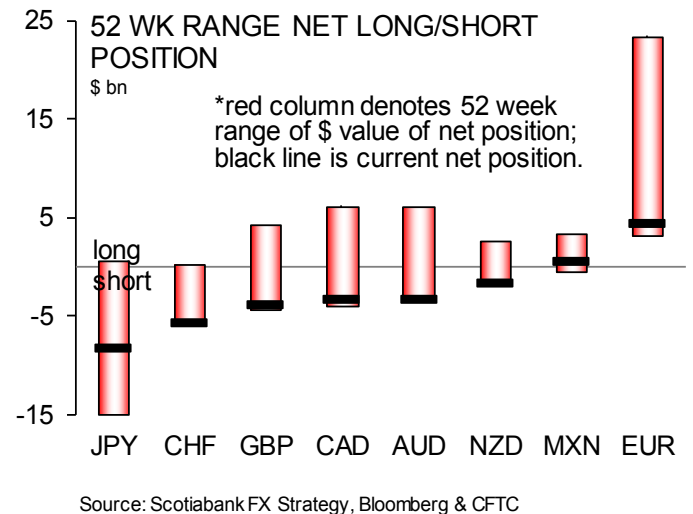
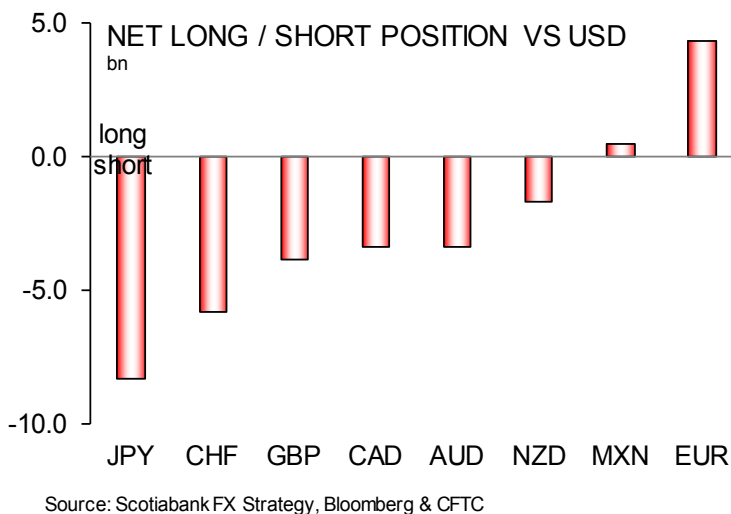
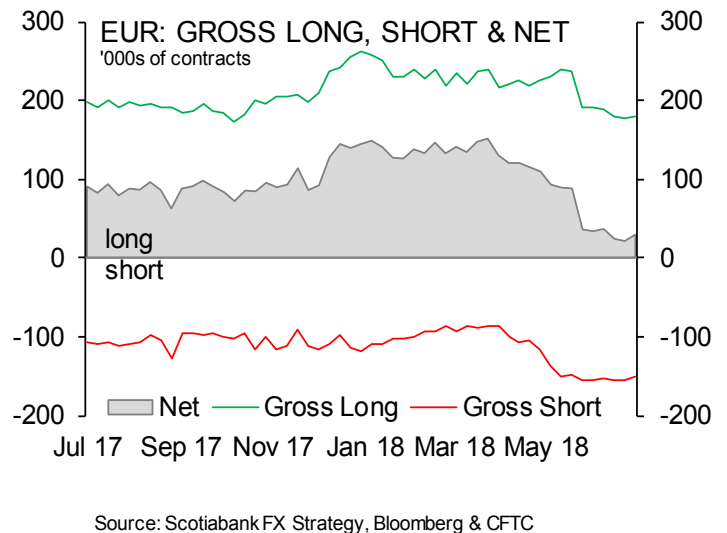
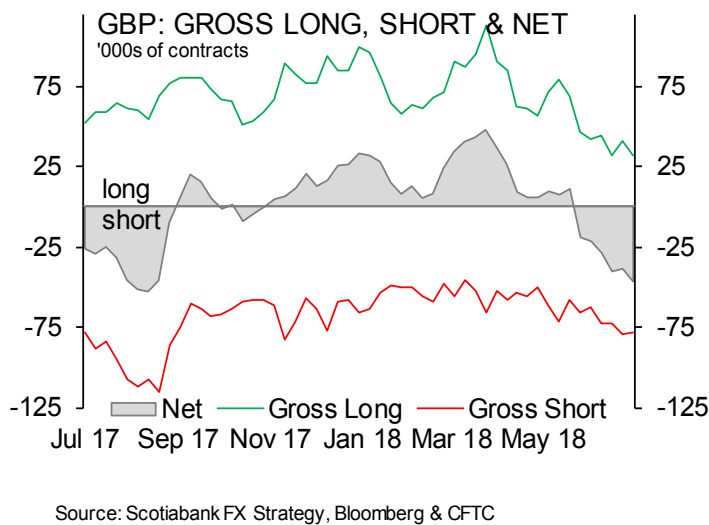
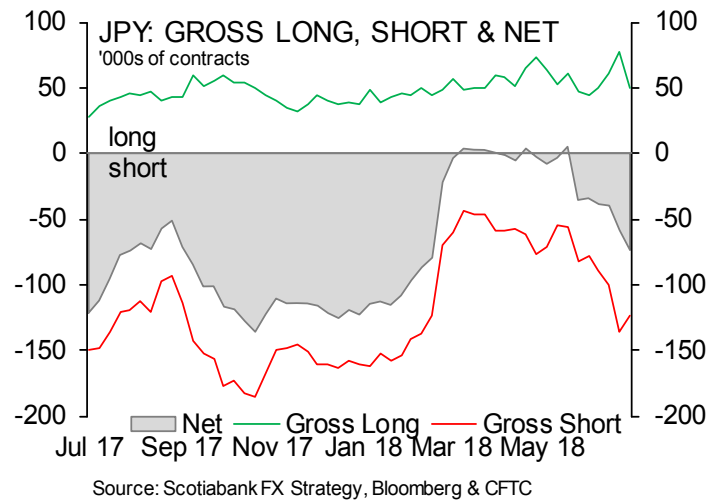
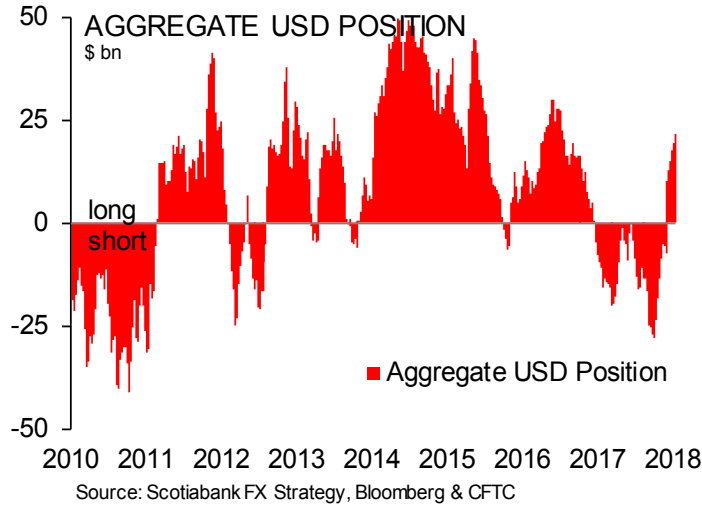
Source: Scotiabank FX Strategy, Bloomberg & CFTC

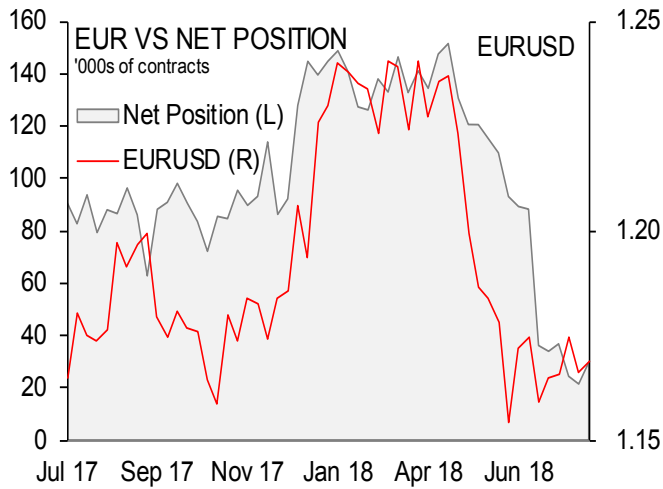


Source: Scotiabank FX Strategy, Bloomberg & CFTC

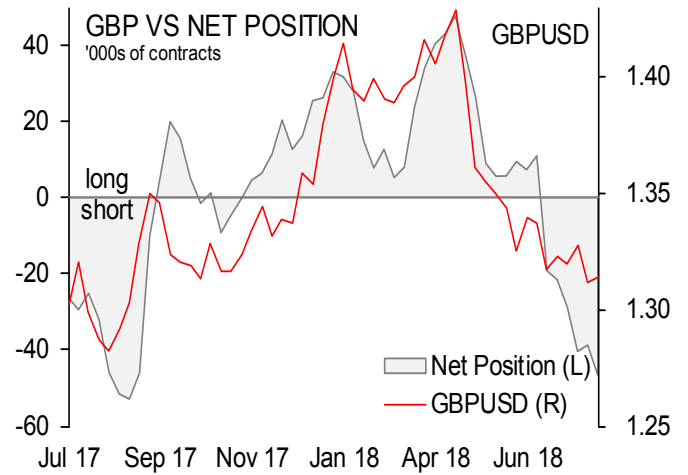


Source: Scotiabank FX Strategy, Bloomberg & CFTC





Source: Scotiabank FX Strategy, Bloomberg & CFTC



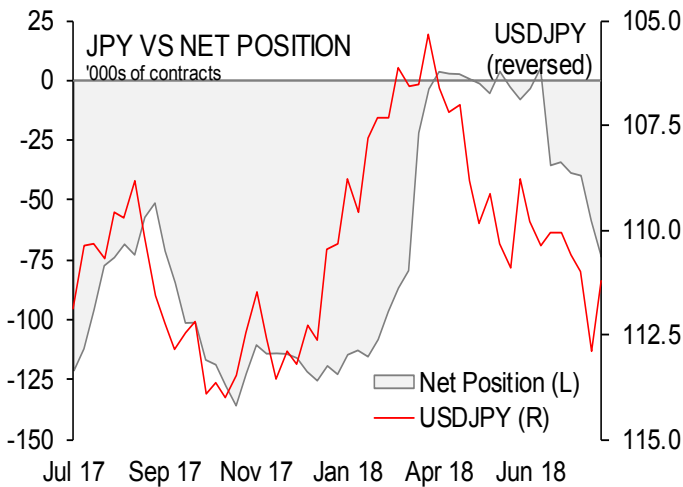
Source: Scotiabank FX Strategy, Bloomberg & CFTC

EUR — NON-COMMERCIAL POSITIONING

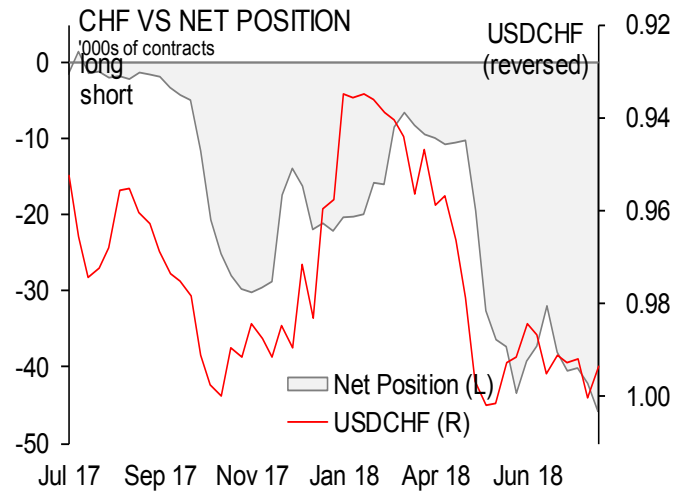
Date	(\$MM) Net	Position - Contracts of 125,000 EUR				Open Int.
		Long	Short	Net	Net w/w	
24-Jul	4,330	179,515	149,875	29,640	8,233	496,665
17-Jul	3,120	177,390	155,983	21,407	-2,950	490,064
10-Jul	3,576	179,401	155,044	24,357	-12,390	477,596
3-Jul	5,355	189,005	152,258	36,747	2,843	487,131

GBP — NON-COMMERCIAL POSITIONING

Date	(\$MM) Net	Position - Contracts of 62,500 GBP				Open Int.
		Long	Short	Net	Net w/w	
24-Jul	-3,840	32,178	78,921	-46,743	-7,991	191,590
17-Jul	-3,176	40,841	79,593	-38,752	1,651	187,151
10-Jul	-3,352	32,043	72,446	-40,403	-11,622	178,633
3-Jul	-2,373	43,775	72,556	-28,781	-7,200	184,402



Source: Scotiabank FX Strategy, Bloomberg & CFTC



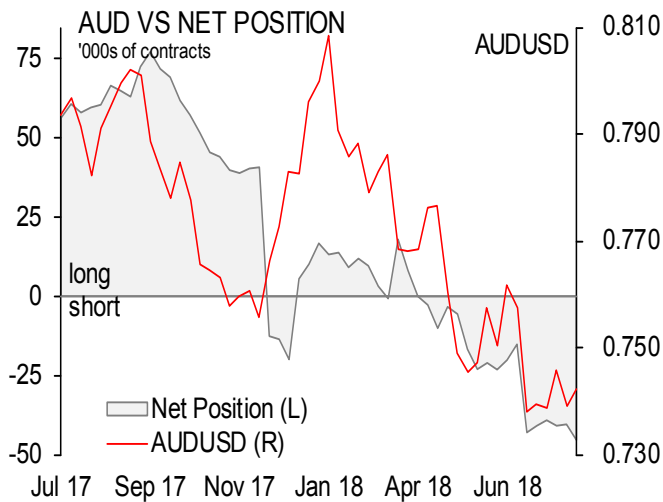
Source: Scotiabank FX Strategy, Bloomberg & CFTC

JPY — NON-COMMERCIAL POSITIONING

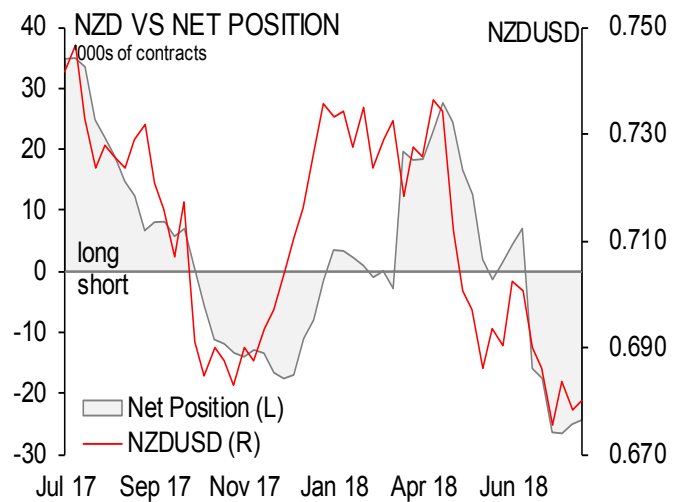
Date	(\$MM) Net	Position - Contracts of 12.5MM JPY				Open Int.
		Long	Short	Net	Net w/w	
24-Jul	-8,292	49,993	123,762	-73,769	-15,119	200,427
17-Jul	-6,495	77,021	135,671	-58,650	-18,818	215,413
10-Jul	-4,486	60,563	100,395	-39,832	-1,102	182,066
3-Jul	-4,378	49,990	88,720	-38,730	-4,509	168,360

CHF — NON-COMMERCIAL POSITIONING

Date	(\$MM) Net	Position - Contracts of 125,000 CHF				Open Int.
		Long	Short	Net	Net w/w	
24-Jul	-5,763	4,764	50,572	-45,808	-3,665	91,838
17-Jul	-5,267	7,320	49,463	-42,143	-2,022	91,952
10-Jul	-5,056	8,308	48,429	-40,121	373	89,910
3-Jul	-5,100	9,599	50,093	-40,494	-2,463	91,196



Source: Scotiabank FX Strategy, Bloomberg & CFTC



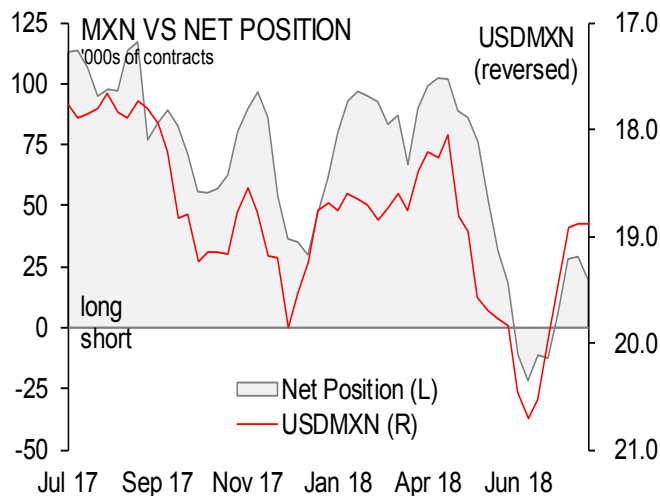
Source: Scotiabank FX Strategy, Bloomberg & CFTC

AUD — NON-COMMERCIAL POSITIONING

Date	(\$MM) Net	Position - Contracts of 100,000 AUD				Open Int.
		Long	Short	Net	Net w/w	
24-Jul	-3,376	22,676	68,162	-45,486	-4,961	133,557
17-Jul	-2,994	28,530	69,055	-40,525	448	132,268
10-Jul	-3,056	30,112	71,085	-40,973	-1,743	135,171
3-Jul	-2,898	35,061	74,291	-39,230	1,748	141,049

NZD — NON-COMMERCIAL POSITIONING

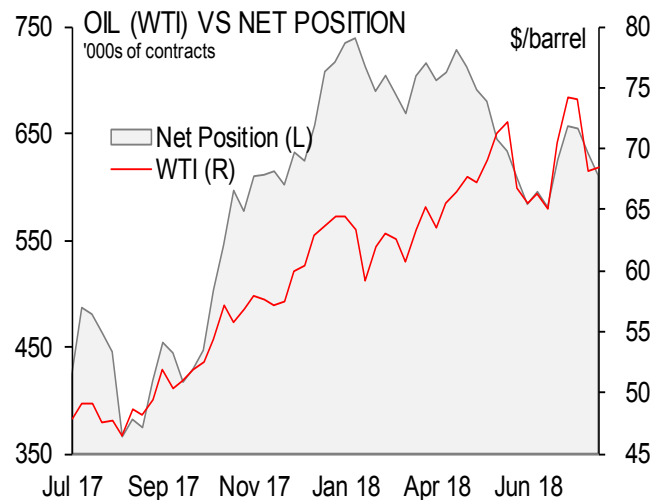
Date	(\$MM) Net	Position - Contracts of 100,000 NZD				Open Int.
		Long	Short	Net	Net w/w	
24-Jul	-1,658	14,977	39,347	-24,370	697	51,898
17-Jul	-1,700	15,392	40,459	-25,067	1,507	53,254
10-Jul	-1,817	13,170	39,744	-26,574	-170	52,787
3-Jul	-1,784	14,522	40,926	-26,404	-8,842	53,676



Source: Scotiabank FX Strategy, Bloomberg & CFTC

MXN — NON-COMMERCIAL POSITIONING

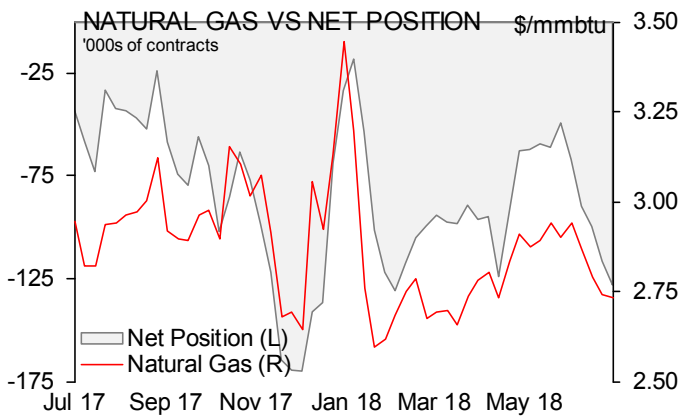
Date	(\$MM) Net	Position - Contracts of 500,000 MXN				Open Int.
		Long	Short	Net	Net w/w	
24-Jul	519	87,495	67,911	19,584	-9,494	177,515
17-Jul	770	75,878	46,800	29,078	946	155,008
10-Jul	743	66,485	38,353	28,132	22,217	141,886
3-Jul	152	60,815	54,900	5,915	18,425	145,233



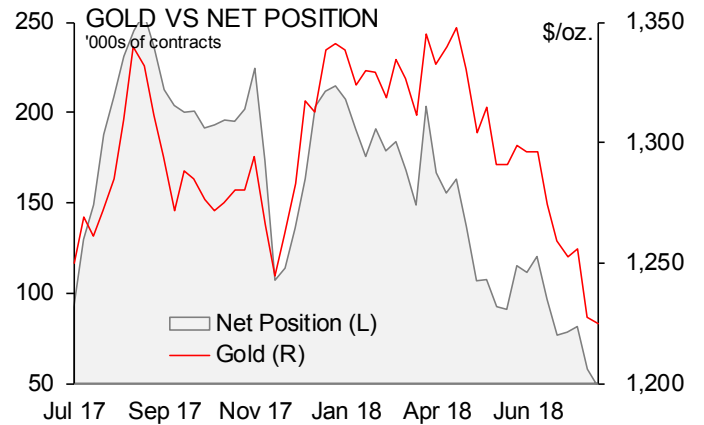
Source: Scotiabank FX Strategy, Bloomberg & CFTC

NYMEX Crude — NON-COMMERCIAL POSITIONING

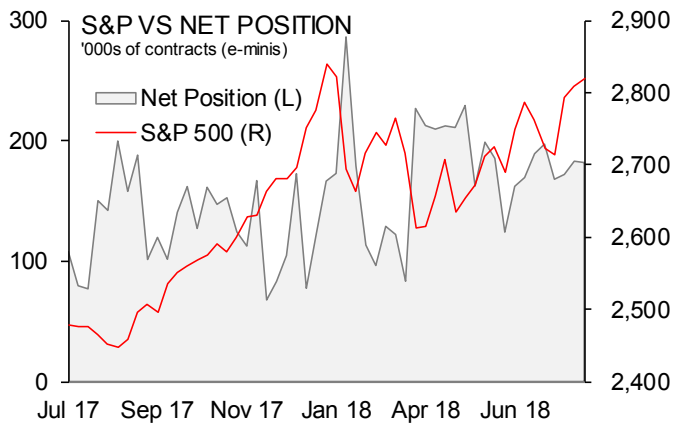
Date	(\$MM) Net	Position - Contracts of 1000 barrels				Open Int.
		Long	Short	Net	Net w/w	
24-Jul	41,829	688,176	77,705	610,471	-20,823	2,361,062
17-Jul	42,978	710,471	79,177	631,294	-23,171	2,440,486
10-Jul	48,502	755,271	100,806	654,465	-2,255	2,499,172
3-Jul	48,689	762,738	106,018	656,720	31,629	2,466,531



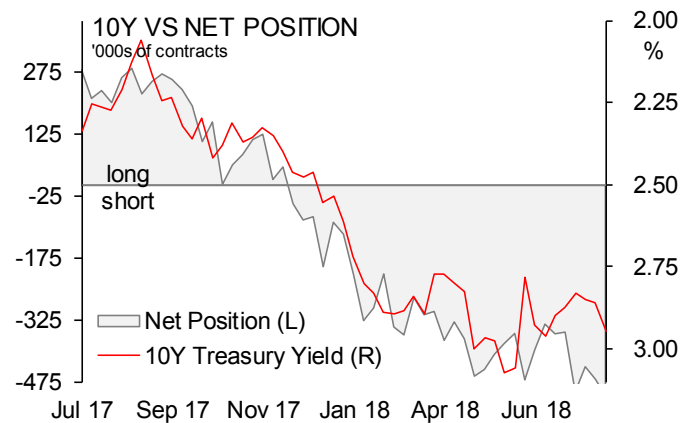
Source: Scotiabank FX Strategy, Bloomberg & CFTC



Source: Scotiabank FX Strategy, Bloomberg & CFTC



Source: Scotiabank FX Strategy, Bloomberg & CFTC



Source: Scotiabank FX Strategy, Bloomberg & CFTC

IMPORTANT NOTICE and DISCLAIMER:

This report is prepared by Scotiabank as a resource for clients of Scotiabank for information and discussion purposes only. This report should be considered a marketing communication and has not been prepared by a member of the research department of Scotiabank, it is solely for the use of sophisticated institutional investors, and this report does not constitute investment advice or any personal recommendation to invest in a financial instrument or "investment research" as defined by the UK Prudential Regulation Authority or UK Financial Conduct Authority. This document has not been prepared in accordance with EU legal requirements designed to promote the independence of investment research and the information contained in this publication is not subject to any prohibition in the EU on dealing ahead of the dissemination of investment research. Opinions, estimates and projections contained herein are our own as of the date hereof and are subject to change without notice. The information and opinions contained herein have been compiled or arrived at from publically available sources believed reliable but no representation or warranty, express or implied, is made as to their accuracy or completeness and neither the information nor the forecast shall be taken as a representation for which Scotiabank or any of its employees incur any responsibility. Neither Scotiabank nor its representatives accept any liability whatsoever for any loss arising from any use of this report or its contents. This report is not, and is not constructed as, an offer to sell or solicitation of any offer to buy any financial instruments and has no regard to the specific investment objectives, financial situation or particular needs of any recipient. It is not intended to provide legal, tax, accounting or other advice. Scotiabank and/or its respective officers, directors or employees may from time to time take positions in the products mentioned herein as principal or agent. Directors, officers or employees of Scotiabank may serve as directors of corporations referred to herein. Scotiabank may have acted as financial advisor and/or underwriter for certain of the corporations mentioned herein and may have received and may receive remuneration for same. This report may include forward-looking statements about the objectives and strategies of Scotiabank. Such forward-looking statements are inherently subject to uncertainties beyond the control of Scotiabank including but not limited to economic and financial conditions globally, regulatory development in Canada and elsewhere, technological developments and competition. The reader is cautioned that the member's actual performance could differ materially from such forward-looking statements. Past performance or simulated past performance is not a reliable indicator of future results. Forecasts are not a reliable indicator of future performance. You should note that the manner in which you implement any of strategies set out in this report may expose you to significant risk and you should carefully consider your ability to bear such risks through consultation with your legal, accounting and other advisors. Information in this report regarding services and products of Scotiabank is applicable only in jurisdictions where such services and products may lawfully be offered for sale and is void where prohibited by law. If you access this report from outside of Canada, you are responsible for compliance with local, national and international laws. Not all products and services are available across Canada or in all countries. All Scotiabank products and services are subject to the terms of applicable agreements. This report and all information, opinions and conclusions contained in it are protected by copyright. This report may not be reproduced in whole or in part, or referred to in any manner whatsoever nor may the information, opinions and conclusions contained in it be referred to without in each case the prior express consent of Scotiabank. Scotiabank is a Canadian chartered bank.

If you are affected by MIFID II, you must advise us in writing at trade.supervision@scotiabank.com.

™Trademark of The Bank of Nova Scotia. Used under license, where applicable. Scotiabank, together with "Global Banking and Markets", is a marketing name for the global corporate and investment banking and capital markets businesses of The Bank of Nova Scotia and certain of its affiliates in the countries where they operate, including, Scotia Capital Inc. and Scotia Capital (USA) Inc., Scotiabank Europe plc, Scotiabank (Ireland) Limited - all members of the Scotia-bank Group and authorized users of the mark. The Bank of Nova Scotia is incorporated in Canada with limited liability. Scotia Capital Inc. is a member of the Canadian Investor Protection Fund. Scotia Capital (USA) Inc. is a broker-dealer registered with the SEC and is a member of FINRA, NYSE, NFA and SIPC. The Bank of Nova Scotia is authorized and regulated by the Office of the Superintendent of Financial Institutions in Canada. The Bank of Nova Scotia is authorized by the Prudential Regulation Authority and subject to regulation by the Financial Conduct Authority and limited regulation by the Prudential Regulation Authority. Details about the extent of The Bank of Nova Scotia's regulation by the Prudential Regulation Authority are available from us on request. Scotiabank Europe plc is authorized by the Prudential Regulation Authority and regulated by the Financial Conduct Authority and the Prudential Regulation Authority.

To unsubscribe from receiving further Commercial Electronic Messages click this link: www.unsubscribe.gbm.scotiabank.com.