

ALEX
TANUKA



FOREX NAUTILUS Indicator

Users manual



By Alex Tanuka & "ForexPacific", Inc., Singapore

About us

I am **Alex Tanuka**, the CEO of "**Forex Pacific**", Inc., Singapore. I've been learning trading Forex for many years and I'm still in love with this unpredictable, risky but challenging profession. Yes, I can proudly say that Forex trader is a profession so you need to study a lot. I accumulated enough of experience and information and decided that this data MUST be shared with others. With a couple of my trading friends we hired best professionals and created this company.

Today, our company specializes on Forex software development. Yes, there are plenty of such companies. But we produce personal approach to each customer and we are sure that our products are the most effective and safe. We hope you'll like them!

Regards,
Alex Tanuka, "Forex Pacific", Inc., Singapore.

Forex NAUTILUS

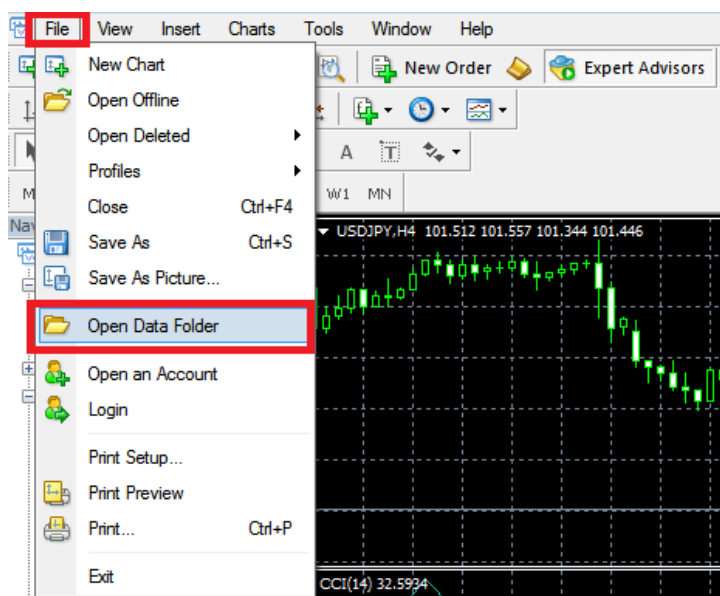
This user's guide is devoted to our newest invention for manual trading – **Forex NAUTILUS indicator!**

We've been working on it for months and I'm proud to call it the best indicator of the year. A perfect mix of innovational algorithm that allows to provide a trader with accurate signals, user-friendly visualization with all the essential information on the chart, no repainting and all the necessary alerts and notifications.

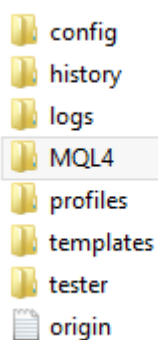
Thanks a lot for your interest and your loyalty to our company. We hope that you will find this tool profitable (during correct appliance) and will not want to leave it in your daily trading.

Installation and Setup

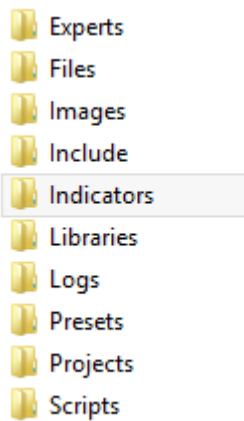
1. All you need is a MT4 platform. You can download it at any reputable broker's website. Please choose an appropriate broker and install a trading platform if you do not have one.
2. Start **MetaTrader4**. Select **File** in the menu, **Open Data Folder**.



3. A MT4 folder will be opened. Choose **MQL4** folder.



4. Then open **Indicators** folder:



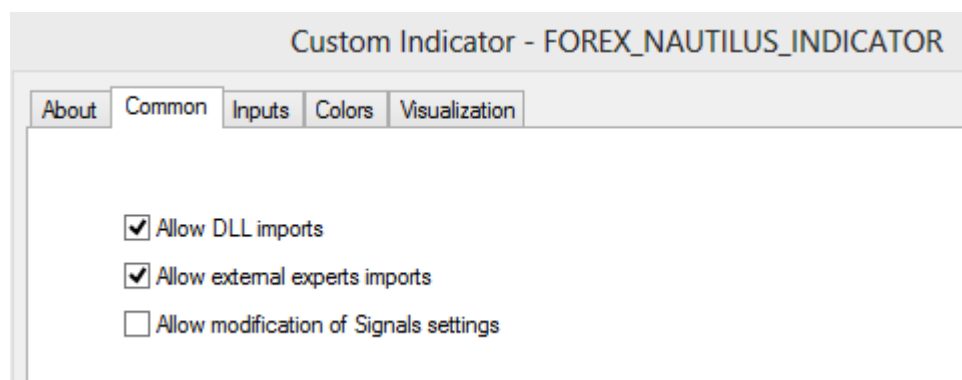
5. Copy and paste the product's file - **FOREX_NAUTILUS_INDICATOR.ex4** into opened earlier **Indicators** folder. Reload the MT4 platform.

6. Take a look at **Navigator panel** on the left of the main window. If you followed the simple instruction above, you should see **FOREX_NAUTILUS_INDICATOR** under **Indicators**.

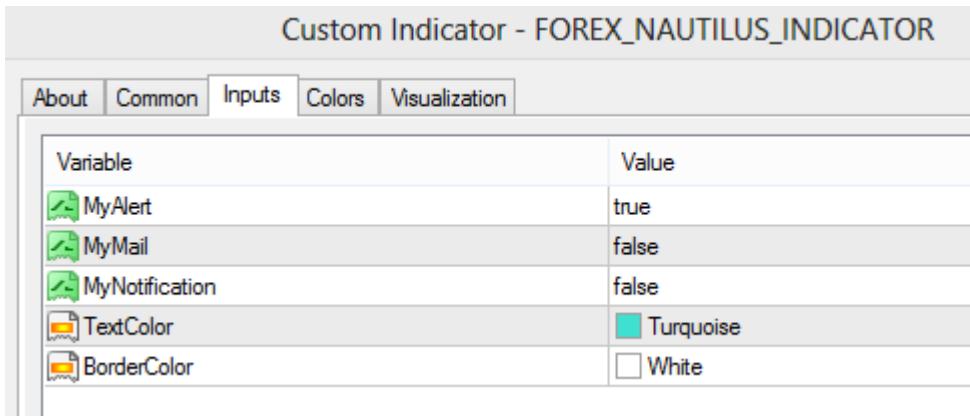
7. Open **any currency pair** (better use the common pairs) and one of **M15-H1 timeframes**.

Drag and drop **FOREX_NAUTILUS_INDICATOR** accordingly from the Navigator panel to **line chart**. Check if you have the same settings.

Common:



Inputs:



You can adjust 3 types of alerts/notifications:

MyAlert: simple pop-up notifications. If your computer is connected to speakers (or headphones), you will hear a sound alert from MetaTrader. At the same time you will see an arrow above or under the current candle pointing out the direction of an Order to be opened on the chart:

Upwards (blue arrow) – if the signal is to open Buy Order.

Downwards (red arrow) – if the signal is to open Sell Order.

Together with the sound and an arrow you will see an Alert window that will include: Currency pair, timeframe, Buy or Sell order and Stop Loss level.

MyMail: email notifications. MetaTrader platform will send you an email at the address that you entered in the Email alert settings (please set up everything correctly). To receive instant alerts will all levels and signals you need to setup your SMTP local server.

MyNotification: push notifications. It is the opportunity to connect your MT4 account with a MT4 mobile application.

These are set up from the MetaTrader 4 Client Terminal in the “Alerts” section and used to send messages to your mobile device much like an SMS / text message.

Adjust **Colors** if you need.

Click OK

8. After successful installation you will the following type of information on the chart.



As you can see – **the current trend and spread** are displayed on the chart for your convenience.

Starting with 10 pips you will also see the **current profit** you have (in yellow color).

Trading recommendations:

- *It is better to close the orders when you get a special alert, on its peak. You will have the opportunity to modify the order lately.*
- *Also when the line (red or blue) crosses the bar is considered a nice point to enter the market.*

Now the product is ready to use.
You can check the trades in the Account history.

Good luck with your trading!

Regards,
Alex Tanuka, "Forex Pacific", Inc., Singapore.

DISCLAIMER

Please be aware of the loss, risk, personal or otherwise consequences of the use and application of this book's content. The author and the publisher are not responsible for any actions that you undertake and will not be held accountable for any loss or injuries.

U.S. Government Required Disclaimer - Commodity Futures Trading Commission Futures and Options trading has large potential rewards, but also large potential risks. You must be aware of the risks and be willing to accept them in order to invest in the futures and options markets. Don't trade with money you can't afford to lose.

This is neither a solicitation nor an offer to Buy/Sell futures or options. No representation is being made that any account will or is likely to achieve profits or losses similar to those discussed on this web site. The past performance of any trading software or methodology is not necessarily indicative of future results.

CFTC RULE 4.41 - HYPOTHETICAL OR SIMULATED PERFORMANCE RESULTS HAVE CERTAIN LIMITATIONS. UNLIKE AN ACTUAL PERFORMANCE RECORD, SIMULATED RESULTS DO NOT REPRESENT ACTUAL TRADING. ALSO, SINCE THE TRADES HAVE NOT BEEN EXECUTED, THE RESULTS MAY HAVE UNDEROR- OVER COMPENSATED FOR THE IMPACT, IF ANY, OF CERTAIN MARKET FACTORS, SUCH AS LACK OF LIQUIDITY. SIMULATED TRADING PROGRAMS IN GENERAL ARE ALSO SUBJECT TO THE FACT THAT THEY ARE DESIGNED

WITH THE BENEFIT OF HINDSIGHT. NO REPRESENTATION IS BEING MADE THAT ANY ACCOUNT WILL OR IS LIKELY TO ACHIEVE PROFIT OR LOSSES SIMILAR TO THOSE SHOWN.

No representation is being made that any account will or is likely to achieve profits or losses similar to those shown. In fact, there are frequently sharp differences between hypothetical performance results and the actual results subsequently achieved by any particular trading program. Hypothetical trading does not involve financial risk, and no hypothetical trading record can completely account for the impact of financial risk in actual trading.

All information provided by our Green Forex Group is for educational purposes only and is not intended to provide financial advice. Any statements about profits or income, expressed or implied, does not represent a guarantee. Your actual trading may result in losses as no trading software is

guaranteed. You accept full responsibilities for your actions, trades, profit or loss, and agree to hold Intoris, LLC doing business as Alex Tanuka and "Forex Pacific", Inc., and any authorized distributors of this information harmless in any and all ways. The use of this software constitutes acceptance of this user agreement.

