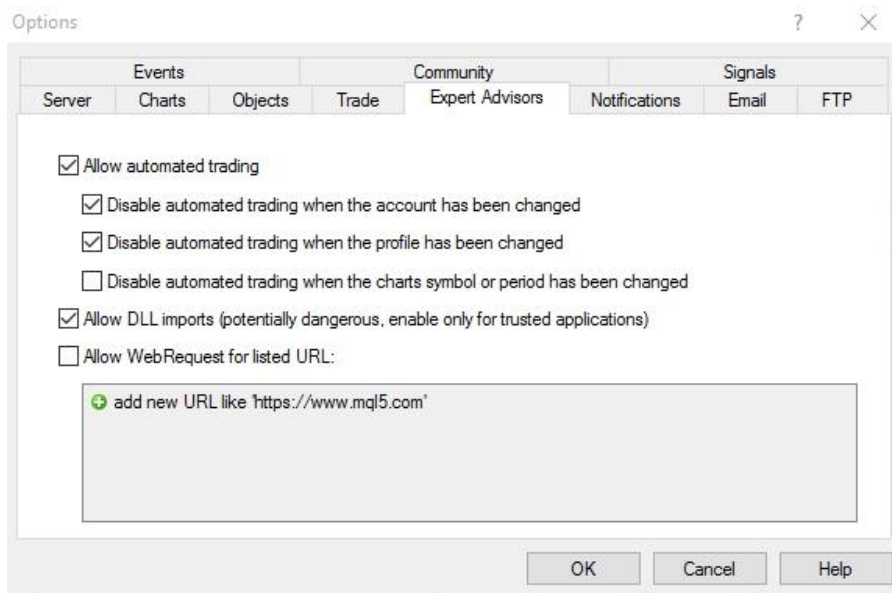


Renko – leads you to profit

First open any currency pair chart and go each timeframe i.e; M1 to MN to download all data in your metatrader platform.

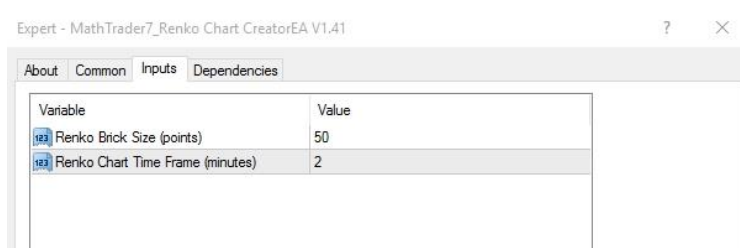
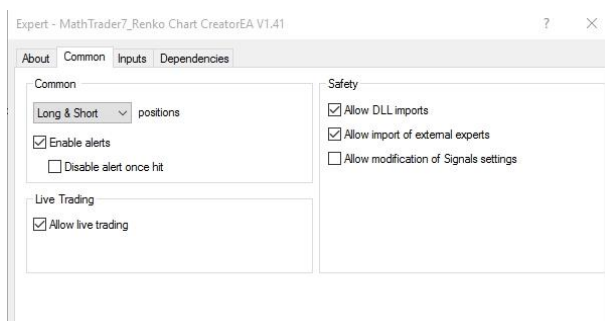
Select D1 chart

Go to tools >> Options >> Expert advisor >> follow below image and click OK.



Place Mathtrader7 Renko chart creator EA in your daily chart.

Confirm everything following below images.



Then click Ok.

Now

Go to file menu >> Open offline >> double click on m2 chart of your selected pair.

Then apply your template (Renko – leads you to profit) in this offline chart.

Never delete the previous chart where you place Mathtrader7 Renko chart creator EA. If you delete your offline chart won't work.

Tools used in my Renko trading system.

Expert advisor: Mathtrader7 Renko chart creator EA v 1.41

Indicator:

Main chart:

1. Nihilist holy grail dash
2. Renko street channel
3. ADX dash alien
4. Currency strength alert
5. Half trend-1.02

Indicator window 1:

1. Nihilist holy grail
2. Renko street trend
3. Nihilist ultra ADX
4. Nihilist ultra-trend v2
5. Trend session

Rules for long/buy:

Renko channel **GREEN circle** appears. It does not mean you go for long because Renko channel repaint with volatility.

After establishing Blue circle price will bounce from it. You have to wait.....

Normally Renko system acts 2 opposite bricks for buy/sell entry and one opposite brick for exit from the trade.

1. Renko channel GREEN circle establish in a support line.
2. Price bounce from it to the upside.
3. Two opposite bricks is made.

In Indicator window 1 (which is combination of Nihilist holy grail, Renko street trend, Nihilist ultra ADX, Nihilist ultra-trend v2 and Trend session)

- a) Holy Grail bar plot Dim gray or (usually Dim grey means less volatile market condition) Light sea green or lime color bar. After sell market dim gray bar mean buy market but less volatile and after buy market dim gray bar means sell market but less volatile.
- b) Renko street trend bar plot Green color bar.
- c) Nihilist ultra ADX plot dodger blue or lime color bar.

- d) Nihilist ultra-trend v2 plot lime color bar. In this indicator dim gray means neutral market condition.
- e) Trend session plot lime color bar.

Over all half trend-1.02 gives you buy signal and establish a green color arrow.

You can now open a long/buy entry with proper stop loss and proper lot size.

Exit from the trade after Renko channel **Red circle** appearance or one opposite brick creation or any other analysis (your).

You must follow currency power and Holy Grail dashboard for extra confidence.

Rules for short/sell

Renko channel **RED circle** appears. It does not mean you go for short because Renko channel repaint with volatility.

After establishing Blue circle price will bounce from it. You have to wait.....

Normally Renko system acts 2 opposite bricks for buy/sell entry and one opposite brick for exit from the trade.

- 4. Renko channel GREEN circle establish in a resistance line.
- 5. Price bounce from it to the downside.
- 6. Two opposite bricks is made.

In Indicator window 1 (which is combination of Nihilist holy grail, Renko street trend, Nihilist ultra ADX, Nihilist ultra-trend v2 and Trend session)

- f) Holy Grail bar plot Dim gray or (usually Dim grey means less volatile market condition) Dark orange or red color bar. After buy market dim gray bar mean sell market but less volatile.
- g) Renko street trend bar plot orange Red color bar.
- h) Nihilist ultra ADX plot dark orange or red color bar.
- i) Nihilist ultra-trend v2 plot red color bar. In this indicator dim gray means neutral market condition.
- j) Trend session plot orange color bar.

Over all half trend-1.02 gives you sell signal and establish a red color arrow.

You can now open a sell entry with proper stop loss and proper lot size.

Exit from the trade after Renko channel **Green circle** appearance or one opposite brick creation or any other analysis (your).

You must follow currency power and Holy Grail dashboard for extra confidence.

When you close your metatrader terminal and restart again RENKO re-arrange the chart always. Remember always and do everything slowly with high confidence.

Thank you Mathtrader7 for creating **NONGAP RENKO CHART CREATOR EA**. Really it is amazing.

Wishing good luck for all