

Daily Summary

27-Nov-2013 (Wednesday)

Last Updated: 09:21AM (GMT +0800)



Table 1: Base Fundamental Strength Index (Weighted Avg Strength for last 3months)

BASE	Strength
NZD	68.06
CAD	61.76
JPY	57.81
USD	57.14
GBP	51.79
AUD	45.19
EUR	34.44

Auto-Generated Suggestions 1:
 Auto-Generated Suggestions 2:
 Auto-Generated Suggestions 3:
 Auto-Generated Suggestions 4:

Recommended	
Pair	Price
Short EUR/NZD at	1.6650
Short AUD/NZD at	Skip
Short EUR/CAD at	1.4310
Short AUD/CAD at	Skip

Real-Time LIVE Price Suggestion can be found at the below URL:

<http://www.forexfactory.com/kokhaing>

Trade suggestions are generated on the basis of paring the Stronger Currency against the Weaker currency.

Table 2: Current Fundamentals Strength Index (Weighted Avg Strength for current)

Current	Strength
AUD	65.87%
JPY	56.76%
NZD	48.05%
USD	43.30%
GBP	40.50%
CAD	27.78%
EUR	-16.17%

AUSTRALIAN (A\$) FUNDAMENTAL IMPROVING; CURRENT DATA HEALTHY

JAPANESE YEN (¥) STABLE, DOMESTIC RECOVERY EVIDENT.

NEW ZEALAND DOLLAR (NZ\$) STRONG (RATE HIKE POTENTIAL)

US DOLLAR (\$) FUNDAMENTAL IN STRONG RECOVERY, BUT RECENT DATA STALE.

UK (£) FUNDAMENTAL STABLE; RECENT MOMENTUM BEARISH, STALE.

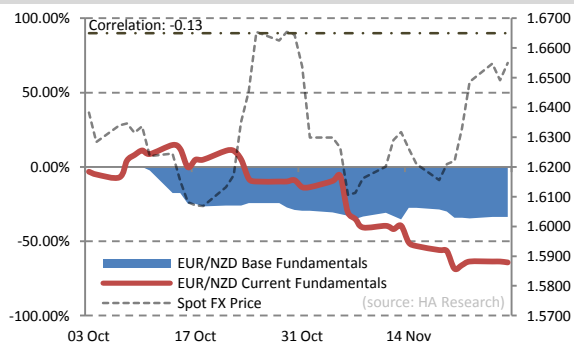
CANADIAN DOLLAR (C\$) IN STEADY FUNDAMENTAL RECOVERY

EURO(€): FUNDAMENTALLY STILL WEAK, BEARISH.

Individual Currency Reports Available.

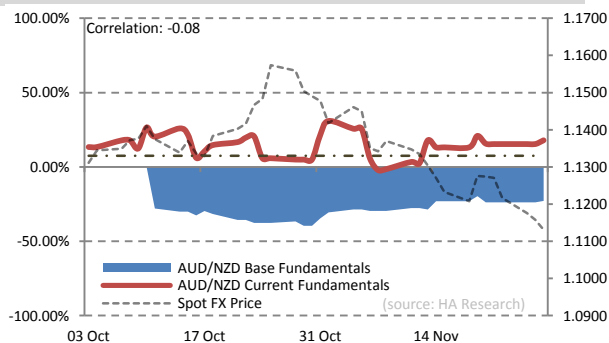
Subscription Link (Powered by MailChimp): <http://eepurl.com/lzGQ1>

Figure 1: Auto Generated Suggestion 1 Differentials Chart.



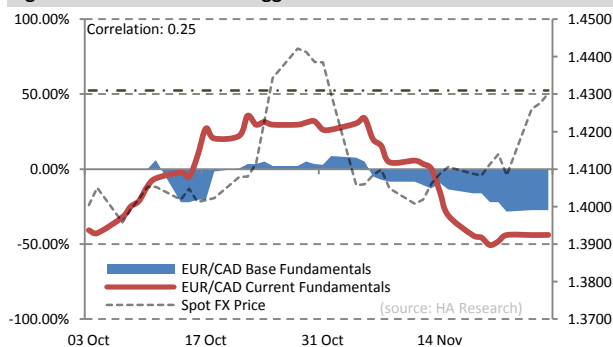
Comments: Current and Base fundamental of EUR/NZD is bearish, decoupling of bullish Spot price actions against fundamental is significant.

Figure 2: Auto Generated Suggestion 2 Differentials Chart.



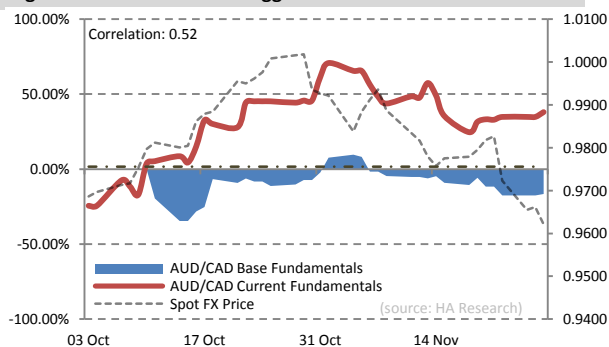
Comments: Current AUDNZD momentum bullish to stale; Base AUDNZD is bearish but in gradual recovery. Bearish AUDNZD SPOT price action should be lose its momentum if data continue to be +ve AU.

Figure 3: Auto Generated Suggestion 3 Differentials Chart.



Comments: Chart indicating EURCAD both current and base fundamental is bearish, yet price action has decoupled significantly. Bearish correction of Price action should be around the corner.

Figure 4: Auto Generated Suggestion 4 Differentials Chart.



Comments: Good correlation of spot price action and fundamental strengths; AUDJPY current fundamental bullish but base is bearish. Spot price should go higher if data continue to +ve AU.

Correlation is derived from data set between **Spot FX Price & Current Fundamental Index.**

All data figures, charts and graphics in this report auto-generated, commendatory are however manual. Results are not guaranteed.

For disclaimer & more information on the calculation methodology, please refer to the back cover of this document.



About the Reports.

Fundamental Analysis, though not the only direct determinant of Forex Spot Trading, is still significant and cannot be ignored undeniably. The author believes quantifying fundamentals strength of currency into 1 single index score helps in maintaining the overview of the currency, and therefore enhancing traders' overall trading system consisting of other tools, such as Technical Analysis, Price action or events driven risk movements...etc.

The reports are updated and published on a daily basis, on 8 currencies namely: AUD, NZD, CAD, CNY, EUR, GBP & USD. From which, each individual Quantified Currency Strengths are consolidated into the Summary Report. Further on the basis of pairing Strongest Fundamentals of Currency against Weakest Fundamentals of Currency, auto-suggested trades are then generated based on these allocated fundamental strengths of currency.

DISCLAIMER

THE INFORMATION, SOURCE AND DATA CONTAINED IN THIS DOCUMENT HAS NOT BEEN EXTERNALLY VERIFIED AND NO REPRESENTATION OR WARRANTY EXPRESSED OR IMPLIED IS MADE AS TO, AND NO RELIANCE SHOULD BE PLACED ON, THE FAIRNESS, ACCURACY, COMPLETENESS OR CORRECTNESS OF THIS INFORMATION OR OPINIONS CONTAINED HEREIN.

THIS DOCUMENT DOES NOT CONSTITUTE AN OFFER NOR SHALL IT FORM THE BASIS OF OR BE RELIED UPON IN CONNECTION WITH ANY CONTRACT, TRADE OR COMMITMENT WHATSOEVER. REFERENCE TO DATA IN THIS DOCUMENT ARE PROVIDED "AS IS" WITHOUT WARRANTY OF ANY KIND, EITHER EXPRESS OR IMPLIED. IN NO EVENT SHALL THE AUTHOR (Henry KH ANG) BE LIABLE FOR ANY SPECIAL, INCIDENTAL, INDIRECT OR CONSEQUENTIAL DAMAGES OF ANY KIND, OR ANY DAMAGE WHATSOEVER, INCLUDING, WITHOUT LIMITATION, THOSE RESULTING FROM THE USE OF DATA IN THIS DOCUMENT.

THE INFORMATION PRESENTED IN THIS DOCUMENT IS PUBLISHED SEMI-AUTOMATICALLY AND ITS ACCURACY OR TIMELINESS CANNOT BE GUARANTEED. USER OF THIS DOCUMENTS SHOULD NOT DEPEND ON THIS DOCUMENTS FOR ANY TRADING ADVISE / SIGNAL / DECISION.

CHART & GRAPHICS

THE CHARTS AND GRAPHICS PRESENTED IN THIS DOCUMENT MIGHT BE BEST-FITTED TO SHOWCASE IT'S REGENCY. FOR FULL DATA ACCURACY OR GRAPHICS-SENSITIVE DECISION PERTAINING TO THE RELEVANT CHART, INVESTORS ARE ADVISED TO REFER TO THE OFFICIAL SOURCE OF THE DATA. THE INFORMATION CONTAINED HEREIN DOES NOT SUGGEST OR IMPLY, AND SHOULD NOT BE CONSTRUCTED, IN ANY MANNER, AS A DIRECT OR INDIRECT TRADING SIGNAL OR TRADE CALL. PAST PERFORMANCE DOES NOT INDICATE FUTURE PERFORMANCES.

REFERENCE TO DATA IN THIS DOCUMENT ARE PROVIDED "AS IS" WITHOUT WARRANTY OF ANY KIND, EITHER EXPRESS OR IMPLIED. IN NO EVENT SHALL THE AUTHOR (Henry KH ANG) BE LIABLE FOR ANY SPECIAL, INCIDENTAL, INDIRECT OR CONSEQUENTIAL DAMAGES OF ANY KIND, OR ANY DAMAGE WHATSOEVER, INCLUDING, WITHOUT LIMITATION, THOSE RESULTING FROM THE USE OF DATA IN THIS DOCUMENT.

CALCULATION METHODOLOGY

BASE FUNDAMENTAL STRENGTH, BENCHMARK, SHORT-TERM STRENGTH INDEX (40 DAYS FUNDAMENTAL STRENGTH), CURRENCY DIFFERENTIALS (BASE, CURRENT) AND DERIVATION OF ITS SCORING IS FROM A COMPUTER-GENERATED CALCULATION MODEL. IT TAKES ALLOCATED FUNDAMENTAL DATA AND ITS RELATIVE STRENGTH, AVERAGES AS BASIS. STRENGTH OF FUNDAMENTAL DATA (PAST AND CURRENT) ARE STATISTICALLY ALLOCATED (PRE-DETERMINED BASIS) TO ARRIVE IN THE FORMULATED SCORING.

THE AUTHOR (Henry KH ANG) MAKE NO WARRANTY, EITHER EXPRESSED OR IMPLIED, INCLUDING BUT NOT LIMITED TO, WARRANTIES OF CORRECTNESS AND FITNESS FOR A PARTICULAR PURPOSE IN ALL CALCULATION AND DERIVATION OF SCORING IN THIS DOCUMENT. IN NO EVENT WILL THE AUTHOR (Henry KH ANG) BE LIABLE FOR ANY INDIRECT, SPECIAL, CONSEQUENTIAL, OR OTHER DAMAGES HOWEVER CAUSED.

SOURCES

ALL DATA SOURCES ARE REFERENCE IN THE CHART AND GRAPHICS PRESENTED IN THIS DOCUMENT. THE SOURCES ARE NON-COPYRIGHTED DATA COLLECTIONS. FOR MORE INFORMATION ON THE DATA, USERS ARE ADVISED TO VISIT THE INDIVIDUAL STATISTICAL AGENCIES.